MIRAMAR

BEAUTY AND PROGRESS
EST 1955

Miramar
All-America City
NATIONAL CIVIC LEAGUE
2021

SMART 50
AWARDS
WINNER

it's
RIGHT
HERE
in MIRAMAR...
™

FY 2024

ADOPTED Annual Budget

City of Miramar, FL

BEAUTY AND PROGRESS
EST 1955

City of Miramar

Adopted Annual Budget

Fiscal Year 2024

Elected City Commission

Mayor
Wayne M. Messam

Vice Mayor
Alexandra P. Davis

Commissioner
Winston F. Barnes

Commissioner
Maxwell B. Chambers

Commissioner
Yvette Colbourne

Appointed City Officials

Dr. Roy L. Virgin, City Manager
Kelvin L. Baker, Deputy City Manager
Adam Burden, Assistant City Manager - Public Safety & Emergency Management
Shaun Gayle, Assistant City Manager - Development & Financial Services
Stephen E. Johnson, Assistant City Manager - Operational & Infrastructure Services
Kevin E. Adderley, Director of Financial Services
Alicia Ayum, Director of Procurement
Camasha Cevieux, Director of Cultural Affairs
Anthony Collins, Director of Public Works
Randy Cross, Director of Human Resources
Katrina Davenport, Director of Social Services
Francois Domond, Director of Utilities
Denise A. Gibbs, City Clerk
Clayton D. Jenkins, Director of Information Technology
Nixon Lebrun, Interim Director of Building, Planning & Zoning
Delrish Moss, Police Chief
Billy Neal, Director of Parks & Recreation
Ray Perez, Fire-Rescue Chief
Rafael Sanmiguel, Director of Management & Budget
Anita Fain Taylor, Director of Economic Development & Housing
Lorna E. Walker, Director of Marketing

MIRAMAR
BEAUTY AND PROGRESS
EST 1955

Table of Contents

Introduction

City Manager's Message 1
GFOA Budget Award 2
Average Property Owner Tax Bill 3
Citywide Organizational Structure 4
FY 2024 Budget Calendar 5
Miramar Location 6
Miramar At A Glance 7
City of Miramar: Past, Present, and Future 10

Budget Overview

Strategic Plan 15
Business Plan 16
Financial Policies 21
Budget Process Overview 24
Fund Structure Overview 26
Revenues & Expenditures Estimated Methods 29
Long-Term Debt 31
Consolidated Budget Summary 37
Budget Summary 38
All Funds Revenue Summary 48
All Funds Expenditure Summary 49
All Funds Position Comparison Summary 55
All Funds Program Summary 58
Summary of Changes Between FY24 Proposed and FY24 Adopted Budget 61
Capital Improvement Program 70

General Fund

General Fund Revenues and Expenditures Summary 81
Position Summary 84
General Fund Revenue Projections 85
General Fund Expenditure Projections 95
City Commission 101
Office of the City Manager 111
Human Resources 129
Legal 149
Office of the City Clerk 153
Marketing 169
Financial Services 181
Procurement 203
Management & Budget 217
Police 233
Fire-Rescue 263
Building, Planning & Zoning 293
Economic Development & Housing 315

Table of Contents

Public Works 335
Parks and Recreation 365
Social Services 405
Cultural Affairs 431
Non-Departmental 453
Billboard Revenue Sub-Fund 461
Economic Development Sub-Fund 463

Special Revenue Funds

Revenues and Expenditures Summary 467
Police Education Fund 468
Public Safety Outside Services Fund 470
Law Enforcement Trust Fund 472
Federal Grants Fund 475
State and County Grants Fund 481
Neighborhood Stabilization Program Fund 486
State Housing Initiatives Partnership 488
Community Development Block Grant 491
Affordable Housing Trust 495

Debt Service Funds

Revenues and Expenditures Summary 497

Capital Projects Funds

Revenues and Expenditures Summary 509
Police CIP 510
Fire & EMS CIP 513
Street Construction and Maintenance 516
Park Development 520
CIP Revenue Bonds 2013 528
2017 CIP Loan 533
2020 CIP Loan Non-Taxable 538
2020 CIP Loan Taxable 542
Capital Grants 545
2022 CIP Loan 549
Capital Projects 553

Enterprise Funds

Utility Funds

Revenues and Expenditures Summary 567
Utility Billing 575
Utilities Department 585
Contribution In Aid Of Construction 651
Stormwater Management Fund 655

Internal Service Funds

Revenues and Expenditures Summary 673
Health Insurance Fund 675
Risk Management Fund 689
Fleet Maintenance Fund 705
Information Technology Fund 719

Appendix

Statistical Information 745
Fund Balance Overview 746
Assessed Values of Taxable Property 749
Property Tax Levies and Collections 750
Direct and Overlapping Governmental Debt 752
Demographic and Economic Statistics 753
Major Employers 755
Comparison to Other Local Municipalities 756
Comparison of Other Cities Taxable Value 756
Glossary of Terms 757
Abbreviations and Acronyms 762
Millage Rate Ordinance 763
Budget and CIP Ordinance 767

MIRAMAR
BEAUTY AND PROGRESS
EST 1955

City of Miramar
An Equal Opportunity Employer

Mayor
Wayne M. Messam

Vice Mayor
Alexandra P. Davis

City Commission
Winston F. Barnes
Maxwell B. Chambers
Yvette Colbourne

City Manager
Dr. Roy Virgin

"We're at the Center of Everything"

Office of the City Manager
2300 Civic Center Place
Miramar, FL 33025

Phone (954) 602-3115
Fax (954) 602-3935

June 21, 2023

Miramar City Commission and Stakeholders:

I am pleased to submit a balanced Fiscal Year (FY) 2024 Adopted Annual Budget. This budget allocates resources to a variety of City priorities and programs to ensure the community's physical security, enhance their quality of life, and maintain and develop the City's facilities and infrastructure.

As the world puts behind the unprecedented global event of the COVID-19 pandemic, we contemplated the public health, economic, social, and fiscal climate of the past year and the environment we are in as we prepared this budget. In the wake of the pandemic, the economic environment has shifted and left us with three main key challenges that this budget proposes to address. First, The City is experiencing unprecedented shortages in goods and services as well as delays in the procurement of key materials, equipment and labor. Second, the "great resignation" has brought with it labor shortages and competition amongst employers for top talent. Lastly, the pandemic economic policies that were executed worldwide, have left us with inflation not seen for the last forty years, which has greatly increased our costs across the board and put a strain and pressure on all revenue streams.

The City has been working in collaboration with Stantec Consulting to model the long-term financial impact of these challenges. The product is the five-year fund sustainability analysis and model that gives the executive team a roadmap for current and future budgetary strategies.

Despite the fiscal challenges we have experienced in FY 2020 thorough FY 2023, I am pleased to present a balanced and fiscally responsible FY 2024 Adopted Annual Budget. The FY 2024 adopted budget is $308.6M —an increase from FY 2023, which represents projected potential revenues and expenditures as we move toward recovery from the COVID-19 environment. This budget represents the City's continued path towards pre-pandemic goals and objectives.

The additions for FY 2024 are primarily for the funding of critical positions to support core city services, public safety, city events, the continuation of the vehicle replacement program, fleet and technology services, affordable housing, a water/sewer affordability program and capital improvement projects. This budget focuses on core services as we continue to prioritize essential functions such as public safety, community services, parks, infrastructure, and green city initiatives that includes the City's Race to Zero pledge.

In reflecting over the past year and the variety of adversities and challenges that came with it, the work of the City and our dedicated staff is a true testament to our team's ability to remain nimble and think strategically when faced with navigating the challenges of the unknown and unexpected. This proposed budget is another indication of this adaptation; it begins the next phase of a conversation on how best to deliver services and ensure the priorities of the community are maintained through the allocation of constrained resources. It is my belief that City staff provides Miramar residents and businesses with great value for their investment through innovative and proactive approaches that our very talented team of employees implements on a daily basis. The City is proactive, innovative and strategic in the stewardship of its financial position which is demonstrated by the solid financial standing of the City despite the many challenges it has faced in recent years.

Preparation and adoption of the budget is a team effort involving nearly every employee in the City and every member of the City Commission. Thanks to our staff for their willingness to work within the fiscal constraints and to develop alternatives to meet City Commission priorities. Thanks especially to the Management & Budget Department for their assistance in the preparation of this budget. Their willingness to work through these unique circumstances is a testament to their commitment to our community. Finally, thank you City Commission for your leadership in providing a Strategic Plan that has helped to provide focus to departments and for your adoption of financial policies and prudent financial guidance that resulted in the foundation for this FY24 Adopted Budget. I am confident that we will continue to move forward as One Miramar.

Best regards,

Dr. Roy L. Virgin | City Manager

GOVERNMENT FINANCE OFFICERS ASSOCIATION

Distinguished Budget Presentation Award

PRESENTED TO

City of Miramar

Florida

For the Fiscal Year Beginning

October 1, 2022

Christopher P. Morrill

Executive Director

Government Finance Officers Association of the United States and Canada (GFOA) presented a Distinguished Budget Presentation Award to City of Miramar, Florida, for its Annual Budget for the fiscal year beginning October 1, 2022. In order to receive this award, a governmental unit must publish a budget document that meets program criteria as a policy document, as a financial plan, as an operations guide, and as a communications device.

This award is valid for a period of one year only. We believe our current budget continues to conform to program requirements, and we are submitting it to GFOA to determine its eligibility for another award.

Average Property Owner Tax Bill

Using the Home Amount from the Property Appraiser
(All Residential)

	Homesteaded			Non-Homesteaded		
	Levied FY 23	Adopted FY 24		Levied FY 23	Adopted FY 24	
Assessed Value	272,493	280,668	3.0% *	353,734	406,726	15.0%
Homestead Exemption	(50,000)	(50,000)		—	—	
Taxable Value	222,493	230,668		353,734	406,726	
Millage Rate	7.1172	7.1172		7.1172	7.1172	
City Tax Bill	$ 1,583.53	$ 1,641.71	$ 58.18	$ 2,517.60	$ 2,894.75	$ 377.15
Fire Assessment	$ 398.23	$ 479.21	$ 80.98	$ 398.23	$ 479.21	$ 80.98
Total Change			$ 139.16			$ 458.13

Using the Home Amount from the Property Appraiser
(Single Family Home)

	Homesteaded			Non-Homesteaded		
	Levied FY 23	Adopted FY 24		Levied FY 23	Adopted FY 24	
Assessed Value	272,703	280,884	3.0% *	356,751	410,442	15.0%
Homestead Exemption	(50,000)	(50,000)		—	—	
Taxable Value	222,703	230,884		356,751	410,442	
Millage Rate	7.1172	7.1172		7.1172	7.1172	
City Tax Bill	$ 1,585.02	$ 1,643.25	$ 58.23	$ 2,539.07	$ 2,921.20	$ 382.13
Fire Assessment	$ 398.23	$ 479.21	$ 80.98	$ 398.23	$ 479.21	$ 80.98
Total Change			$ 139.21			$ 463.11

Using the Commercial Amount from the Property Appraiser
(Commercial)

	Levied FY 23	Adopted FY 24	
Taxable Value	744,656	782,506	5.1%
Avg Size (Sq Ft)	*15,888*	*15,959*	0.4%
Millage Rate	7.1172	7.1172	
Fire Assessment	11,847.68	11,696.35	(151.33)
City Tax Bill	$ 5,299.87	$ 5,569.25	$ 269.38
Total Change			$ 118.05

** Save Our Homes (SOH) Cap*

Citywide Organizational Structure

FY 2024 Budget Calendar

DATES	REQUIRED ACTIVITY	RESPONSIBILITY
January 26, 2023	Budget Kickoff - budget packages distributed to departments which includes FY24 Guidelines and Procedures and the Budget Manual. February Process begins (Munis and all forms available)	Management & Budget Dept. (MBD)
Jan 31 & Feb 1, 2023	Budget Training (Ongoing training as needed)	MBD
February 13, 2023	FY24 Allocated Costs Methodology meeting	Allocating Depts
February 21, 2023	FY24 Allocated Costs final February Process schedules due from Allocating departments	Allocating Depts
March 2, 2023	February Process Ends - all forms due, budget entry access ends	All Departments
Mar 2 - Apr 27, 2023	Executive Management Team (EMT)/MBD/all Departments analyze and review Department budget requests	EMT, MBD & All Departments
May 1-4, 2023	May Process budget updates - Munis and Budget Central re-opened to permit necessary updates by departments	All Departments
May 8-25, 2023	Finalize FY24 funding strategies. Balance Funds	EMT & MBD
By June 1, 2023	City receives Estimate of Taxable Property Values from Broward County Property Appraiser's Office	Property Appraiser's Office (BCPA)
June 1-21, 2023	Proposed Budget Preparation (Distribute to Commission on June 21, 2023)	MBD
June 28, 2023	FY24 Proposed Budget/Financial Focus Workshop with Commission	EMT, MBD & City Commission
By July 1, 2023	City receives final Certification of Taxable Property Values from Broward County Property Appraiser's Office	Property Appraiser's Office (BCPA)
July 5, 2023	City Commission sets proposed Property Tax Millage Rate, Fire Protection and Stormwater Assessment Rates, and public hearing dates	City Commission
By August 4, 2023	Notify Property Appraiser of the proposed Fire and Stormwater fees, Millage Rate, Rolled Back Millage Rate and the date, time and place of public hearing to set proposed millage rate	MBD
August 13, 2023	Advertise Fire Protection and Stormwater Assessment notices in newspaper	MBD & Office of the City Clerk
By August 24, 2023	Property Appraiser sends out TRIM Notices to property owners	BCPA
September 13, 2023	Public hearing on FY24 Tentative Budget and Millage Rate and Adoption hearing on FY24 Fire Protection & Stormwater Assessments	City Commission
September 24, 2023	Budget Advertisement in the newspaper per TRIM requirements	MBD & City Clerk
September 27, 2023	Second and final public hearing on Millage Rate and FY24 Operating Budget and Capital Improvement Program (CIP)	City Commission
Within 30 days of Adoption	Certify adopted Millage Rate and statute compliance and send TRIM package to the State	MBD
October 1, 2023	FY24 Adopted Budget becomes effective	MBD / Citywide

Location of Miramar on the State of Florida Map

The City of Miramar is located at the geographical center of South Florida. Miramar offers the very best of Broward and Miami-Dade counties to business and industry. Within the City, there is ready access to I-75, Florida's Turnpike, I-95 and major state roads.

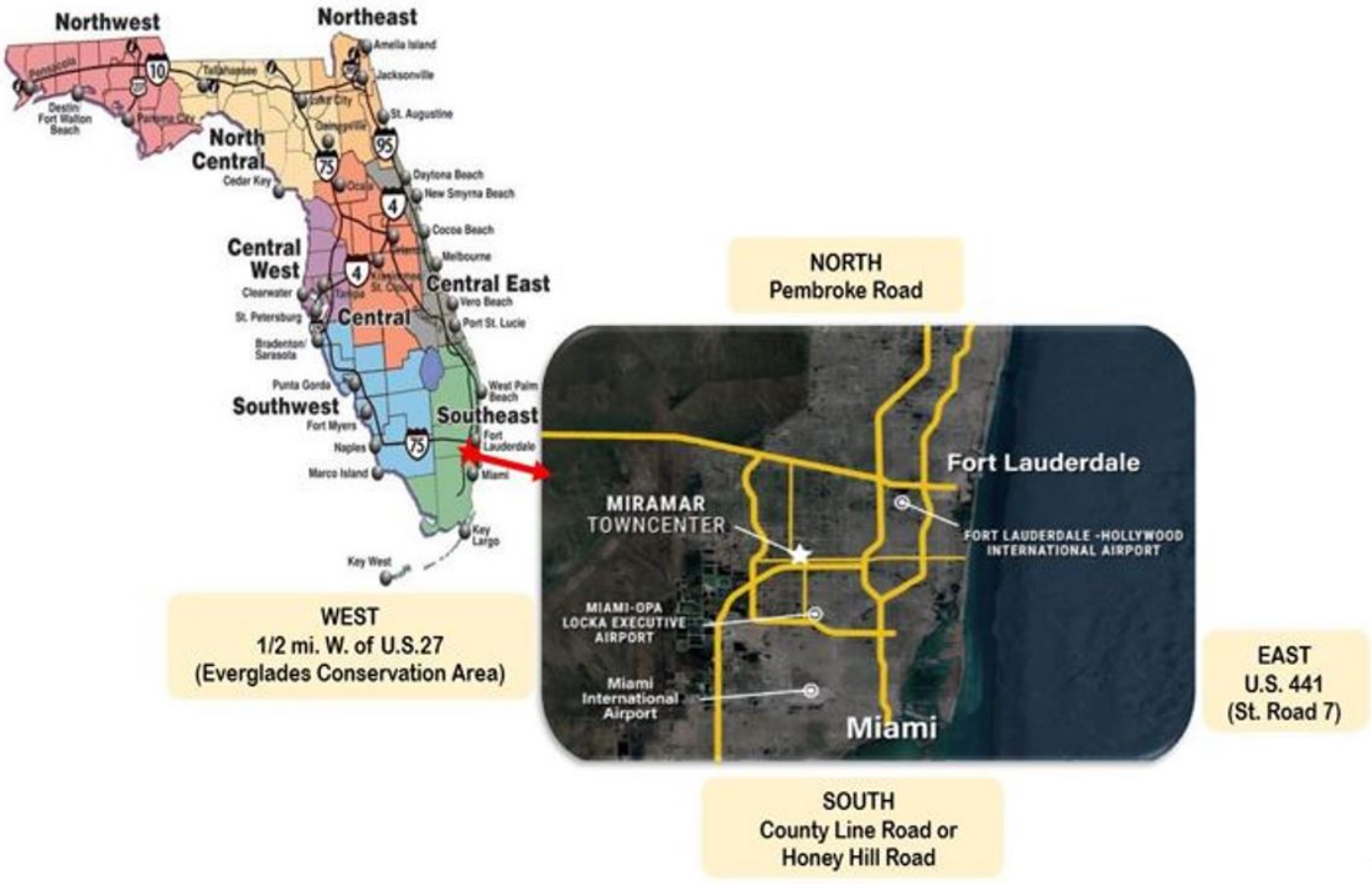

- Miramar was incorporated on May 26, 1955.
- The Commission/City Manager form of government was established by charter and adopted on March 13, 1991.
- The charter established a five member City Commission elected by the residents to serve for a four-year term.
- The City Manager is appointed by the City Commission.
- The City's motto is "**Beauty and Progress**".
- The City's boundaries are: South of Pembroke Rd, north of County Line Rd, west of U.S. 441 (SR 7), and east of US 27 (Everglades Conservation Area).

Note: (Additional community information and comparison data with other municipalities are presented in the Appendix section of this document).

Demographics

Population Estimates

Source: Bureau of Economic and Business Research (BEBR)

Calendar Year	Population
2014	128,432
2015	132,096
2016	134,037
2017	136,246
2018	137,107
2019	138,837
2020	138,873
2021	138,873
2022	136,007
2023	138,237
Median Age	38
Median Household Income	$75,200
Number of Households	44,716
Single Family/Duplex	30,168
Multi-Family	14,548
Race Composition (%)	
Black/African American	46.9%
White	37%
Asian	5.9%
Other Race / Two or More Race	10.2%
Total	100%
Hispanic/Latino (of any race)	35%

Source: U.S. Census Bureau, Office of Economic and Demographic Research, Broward County Property Appraiser

Education (number of schools by category)

Public Schools	
Elementary Schools	10
Middle Schools	2
High Schools	2
Charter Schools	3
Community School	1
Special Needs School	1
Private Schools	3
Colleges	2
Universities	6

Land Use

Land Area	31.3 sq.mi.
Acreage (Total City Property)	19,987.6

Existing Land Use

Residential	58.64%
Commercial	4.32%
Industrial	5.60%
Recreational	3.26%
Schools	1.44%
Conservation/Public Facility/ROW	25.41%
Mixed Use	0.87%
Undeveloped	0.46%
Total Land Use	100.00%

Source: Building, Planning & Zoning Land Data

Economics

Office Space	3,400,000 sq.ft.
Retail/Commercial Space	3,600,000 sq.ft.
Industrial Space	9,900,000 sq.ft.
Taxable Assessed Value 2023 tax year	14,058,564,021
Real Property	13,590,348,320
Personal Property	468,215,701
Adjusted Taxable Value	13,593,015,651
Property Tax Millage Rate	7.1172
There is no voter approved debt	

(A mill represents $1 in tax per $1,000 in tax-assessed value. Taxable value is millage rate times the assessed value).

Fiscal Year 2024 Budget

Adopted Budget	$381,138,441
Adopted Net Budget	$308,600,171
Adopted Capital Improvement Budget	$35,852,344
General Fund Budget	$216,891,518

Fire Protection Special Assessment

Residential-single & multi-family	$479.21
Mobile Homes	$221.44
Below rates are per square ft. capped at 100,000 sq. ft.	
Commercial	$0.7329
Industrial/Warehouse	$0.1794
Institutional/Governmental	$0.3751

Service Statistics

Police

Full Time Employees	318.5
Sworn Police Officers	235
Service Calls (FY 2023)	109,653
Average emergency response time	5:29 min.

Fire-Rescue/EMS

Fire Stations	5
Full Time Employees	181.5
Certified Firefighters	167
EMS Calls (FY 2023)	9,662
Fire Calls (FY 2023)	4,232
Average Fire Response Time	5.22 min.
Average EMS Response Time	6.46 min.

Parks & Recreation

Number of Parks	40
Number of Acres	458
Facility | Pavilion | Shelter Rentals	1,745
Number of Rec. Programs | Patrons	84 | 10,416
Number of Athletic Programs | Patrons	25 | 12,005
Number of Aquatic Complexes | Patrons	2 | 103,988
Number of Special Events	45
Number of Special Events Participants	60,735

Social Services

Senior Centers	2
Senior Participants (FY 2023)	1,018
Senior Transportation (FY 2023)	20,187
Counseling Hours (FY 2023)	1,133
Activities offered at Centers	1,275
Childcare Facilities	3
Number of Preschool Children	181
Number of Elementary After School Children	85

Cultural Affairs

Miramar Cultural Center	45,029 sq. ft.
Theater (including lobby)	15,500 sq. ft.
Banquet Hall	4,500 sq. ft.
Ansin Family Art Gallery	2,000 sq. ft.
Attendance:	
Miramar Cultural Center	65,197
Theater	51,270
Banquet Hall	11,698
Ansin Family Art Gallery	2,229

Public Works

Miles of street	422 miles
Street miles maintained	165 linear miles
Bike path/sidewalks maintained	40/139 linear miles
City street lights	940
Tons of curbside recycled material collected	5,566
City vehicles and equipment maintained	911

Utilities

Estimated Population for water service	130,000
Customer accounts	34,775
Miles of water lines	441
Fire Hydrants	4,640
Number of production wells	10
Average daily water production	15.55 mgd
Water treatment design capacity	17.75 mgd
Sewer lines / force mains	351.88 miles
Average daily sewer treatment	11.33 mgd
Wastewater treatment plant capacity	12.7 mgd
Reclaimed water treatment capacity	7.5 mgd
Number of Lift Stations	136

Total City Employees/Full-Time Equivalent (FY 2023 FTEs)

Full-time employees	1,069
Part-time employees-140	70
Seasonal part-time-26	13
Temporary - 3	1.5
Total Net FTE's	1,153.5

Services Provided by Other Governmental Units

Healthcare

- Memorial Hospital Miramar
- Memorial Primary Care Center
- Miami Children's Hospital Outpatient Center

Library Services

- Broward County Library - Miramar Branch
- BCL-Pembroke Pines / Walter C Young Resource Center
- South Regional / Broward County Library

Housing Assistance

- Community Development Block Grant-CDBG
- Florida Housing Finance Corporation-SHIP Program
- US Department of Housing & Urban Development Program

Public Transportation

- Broward County Transit (BCT)
- I-95 Express
- Metro Bus - Metro Transit Agency
- Miramar Shuttle Bus Service

Source: ACFR, City Departments, Broward County, BCPA, and other websites



City of Miramar - Smart City Dual Awards Recipient

Like most cities, Miramar had its beginnings when one person, Abraham Mailman, ventured out to “start anew” and develop a community. In 1953, he purchased a 1,200 acre dairy farm from Henry D. Perry, Sr., and built 56 homes. The homes sold quickly, setting in motion the future City. Although geographically landlocked, Mr. Mailman named the city “Miramar”, after a town in Cuba which means “Look at the Sea”.

Miramar was incorporated on May 26, 1955. At that time, the population was less than 200 with an area of about 2.9 square miles. The original boundaries were SW 64th Avenue on the east, University Drive on the west, Miami-Dade County Line on the south and Pembroke Road on the north. The only major roads were US 441, Hallandale Beach Boulevard to 66th Terrace, and Pembroke Road to University Drive. The photo below is an aerial view of Miramar in its original state.

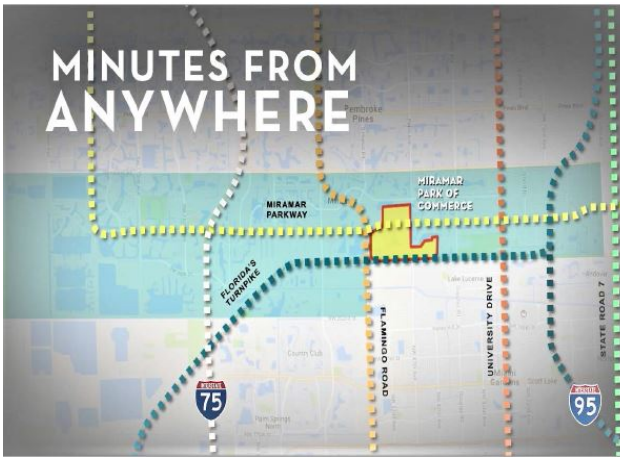

Because of his involvement in the City’s initial development, Mr. Henry D. Perry, Sr., is recognized as one of the foremost pioneers in the history of Miramar. His character and civic activities influenced not only the lives of early residents but continues to impact the community to the present-day which is evidenced by the schools and parks in the City that bear the family’s name. Many longtime residents fondly recall the community barbecues hosted by Mr. and Mrs. Perry; many grateful to Mr. Perry for conducting animal husbandry classes for the benefit of Miramar’s youth to enhance their knowledge about farm life.

As the City progressed, the Governor appointed and swore in the City’s first council and Robert Gordon was appointed the Mayor on June 20, 1955. The City’s official seal was inscribed with the motto, “Bellitas et Progressum” meaning “Beauty and Progress.”

In this same year, the Police Department was established which signified the formation of the City’s structure. In 1956, the Miramar Volunteer Fire Department and First Aid Squad were established. In 1958, Miramar Elementary School was the first school founded and the water tower at 7000 Miramar Parkway was also built.

In 1959, the first municipal election was held during which Charles F. Knapp was elected as Mayor. In 1960, the Henry D. Perry Middle School was built on land donated by Annabel C. and Henry D. Perry, followed by Miramar High School which was built in 1970.

In 1975, Harry M. Rosen was elected Mayor. Mr. Rosen established the City’s first Ad Valorem Property Tax Rate at 2.84 mils in Fiscal Year 1977 to provide better services and to balance the budget. In 2005, the annual Fire Assessment was implemented to provide an equitable method of assessing fire protection costs to all properties throughout the City.

Although explosive growth is common in new towns, the City of Miramar’s early fathers advocated the philosophy of planned and controlled growth. This was demonstrated with the adoption of a Comprehensive Land Use Plan in 1972, even before it was mandated for cities and counties. This move made Miramar a leader in South Florida in the development of effective land use controls.

The Comprehensive Land Use Plan and subsequent update provided a framework for the uniform and orderly development of future growth. As a result, Miramar is one of the few cities in the State of Florida that has been recognized as having an exemplary and comprehensive plan, making it exempt from the State oversight. Here in Miramar, “We are at the center of everything”. Our convenient location in Southwest Broward makes us the ideal city for quality residential living and excellent commercial / business opportunities; bolstered by extensive air, rail, and land linkages to regional, national and international centers. Our unique location and incomparable climate continue to draw national and international transplants.

The City of Miramar’s location makes it accessible to major thoroughfares such as I-75, Florida’s Turnpike, I-95, Flamingo/Red Road, University Drive, State Road 7/ US 441, and US 27. It is also in close proximity to major airports, seaports, colleges, universities, shopping malls, cultural centers, beaches and professional sports teams such as the Miami Marlins Baseball Team, The Florida Panthers Hockey Team, Miami Dolphins Football Team, and the Miami Heat Basketball Team. In order to support its infrastructure, Miramar has its own water systems, sewer and storm water service, two water treatment plants and one wastewater treatment plant; while providing other services necessary for the health, safety and welfare of the residents.

The services provided by the City of Miramar go beyond water and sewer. We strive to offer the best in public safety through our professionally trained Firefighters and Police Officers. In addition, the City offers 40 parks and two aquatic facilities enjoyed by residents and many visitors every year. The Miramar Regional Multi-Service Center, the Cultural Center/ Arts Park, Library and Educational Facilities are also available to the public.

Since its inception Miramar has been and continues to be a family-oriented community. The City’s professional recreational staff plans year-round activities for everyone which include the highly acclaimed M.O.S.T. (Maximizing Out of School Time) Program, and a variety of programs for Teachers’ Planning Days, other out-of-school days and for the summer.

With outdoor entertainment and fitness options increasing in demand and popularity, the City of Miramar approved a development of four (4) Pickleball courts at the Vizcaya Park site. This project allows for patrons to participate in the leisure and daily exercise activities. It is expected that this project will be completed in 2025.

The strategically located senior centers offer a wide range of activities including health screenings, nutrition, counseling, and fitness. The Venetian Street senior center was moved to the Multi-Service Center at 6700 Miramar Parkway. This 38,000 square foot state-of-the-art building is a hub of activities and resources for all ages.

Over the years, Miramar has spread its wings, and now offers many educational opportunities including: three private schools, ten elementary schools, two middle schools, two high schools, three Charter schools, one community school, a special needs school, and eight colleges/universities/institutes.

The Miramar Educational Center first floor houses one of Broward County’s Community Libraries. Broward College’s third satellite campus and Nova Southeastern University satellite facility are located in the center’s second and third floors. There are eight major colleges and universities and one trade and technical school within a few miles of the City’s boundaries. In addition to our educational opportunities, Miramar is the proud home of an extension of the Memorial Healthcare System. Memorial Miramar opened its doors on March 17, 2005 and features a 138 bed full service acute-care facility and offers individualized care using advanced technology.

Other major hospitals located within one to five miles of the City limits include Memorial Pembroke, Memorial West, Memorial Regional Hospital, Dan Marino Children’s Center, Joe DiMaggio Children’s Hospital, and Hollywood Medical Center.

Miramar continues to work in association with Broward County, the State of Florida, Federal Agencies and various private sector sources to provide an array of resources that promote and encourage business opportunity and growth ranging from major corporate developments to small businesses. In addition to other state-of-the-art services, Miramar is located near two of Florida's first-class seaports: Port Everglades to the north and the Port of Miami to the south, both are located within 22 minutes of the City limits. These ports are the nation's favorite departure ports for leisure cruising as well as important cargo ports.

The Tri-County Commuter Rail is also within 20 minutes of Miramar and provides service between Miami, Ft. Lauderdale, West Palm Beach, and the Hollywood stations. Other personal transportation services are also available. Few areas of the country enjoy the convenience of two major international airports like the City of Miramar.

The Ft. Lauderdale/Hollywood International Airport is 11 miles to the north and the Miami International Airport is 14 miles to the south. Other public-use airports such as North Perry is four miles north, Opa-locka is six miles south and Opa-locka West is ten miles south of Miramar. The City of Miramar operates in partnership with Broward County Transit (BCT) to provide community/public transportation which links Miramar to other areas of Broward County via I-95 Express, downtown Miami. Special transportation services are also provided to Miramar seniors and for special events.

Over the years, the City has transitioned from a strong Mayor-City Council form of government, where the Mayor served as the Chief Administrative Officer and supervised the day-to-day activities of the City. Currently, it operates under the "City Manager-City Commission" form of government which was initiated in 1989. The suggestion was put to a referendum and approved by the electorate of Miramar on March 13, 1990. This transition took place at 12:01 a.m. on March 14, 1990. In March 2000 the City bought 54 acres of land from Cleghorn Shoe Corp., which was designed as a pedestrian oriented main street, and is home to the new "Miramar Town Center".

The Town Center is located in the center of the City, north of Miramar Parkway between Red Road, Hiatus Road and Miramar Boulevard. This facility is also home to the new Police Headquarters. This approximately 67,000 square foot building consolidates major police operations into a single facility that achieved the U.S. Green Building Council's LEED certification.

The Town Center complex houses City Hall, which first opened in September 2004.

The Cultural Arts Center and Educational Complex opened to the public in 2008. The City partnered with the Rockefeller Group Development Corp/Kimco Realty (Rock-Kim Miramar) for the development of the retail, office and residential uses at the Town Center. In the past 10 years the City has experienced significant development activity resulting in a population growth and expansion of its economic base.

Miramar's estimated population of 138,237 is the fourth largest among Broward County cities and its 12 million square feet of office and industrial space contain companies representing a variety of industry sectors including aviation (Spirit Airlines), healthcare (Humana), media/communications (Telemundo of Florida) and retail (Target, Home Depot, Publix, etc).

To ensure its future economic sustainability, the City seeks to leverage its investment in public assets such as the Town Center and Cultural Arts Center while maximizing redevelopment opportunities in the historic area to achieve a sense of the place as a cohesive community through place making, marketing and branding initiatives.

The City of Miramar has embarked on a new path to enhance current Smart City Initiatives, as well as conduct a thorough assessment of all city processes to implement new Smart City solutions throughout the organization. The City Manager's Office of Innovation and Technology has been established and it is responsible for the execution of innovative ideas through Smart City technology to reduce expenditures and increase revenues, while providing enhanced services and public engagement tools.

These Smart City solutions will provide all stakeholders with the latest technology to implement efficiencies, increase workforce knowledge, enhance transparent engagement tools, enhance citywide security measures— just to name a few.

Smart City solutions will also play a vital role in the creation and operation of the Miramar Innovation and Technology Village, which is envisioned as a walkable, activated, urban environment with an innovation, technology, education, arts and culture, workforce housing, and entertainment focus.

Located in the heart of Historic Miramar (along Miramar Parkway, just east of the Florida Turnpike), the Miramar Innovation and Technology Village is

envisioned as a walkable, activated, urban environment with an innovation, technology, education, arts and culture, workforce housing, and entertainment focus. Planning and economic analysis efforts are underway, as well as land use/zoning changes to secure the necessary entitlements to bring forward a dynamic mix of new retail, educational, recreational, office, entertainment, and affordable/workforce residential uses that leverage existing community assets, such as the Vernon E. Hargray Youth Enrichment Center, the Shirley Branca Park Bandshell, and new Police Substation. In addition, the City has commenced to forge and structure partnerships with the public and private sectors to support the affordable/workforce housing, innovation and technology hub, and transit hub initiatives.

The Miramar Innovation and Technology Hub is planned to be located on the Vernon E. Hargray Youth Enrichment Center campus and will serve as a vital anchor within Historic Miramar's Innovation and Technology Village, which will fuse the local community with a wide-range of collaborative educational, research, workforce development, and local/small/start-up business support opportunities. The state-of-the-art facility will include partnerships with select area colleges/universities, Broward County Public Schools, Broward County and private-sector employers to deliver customized training to the community in STEM and other emerging, specialized and technical areas geared at filling the skills gap our employers identify as being crucial for the workforce of tomorrow. With a hands-on learning approach and broad curriculum, the facility will deliver youth programs and adult-level workforce training and retraining programs so that the Miramar community can obtain the essential skill sets today's and tomorrow's employers seek.

Awards and Recognitions:

- Certificate of Achievement for Excellence in Financial Reporting.
- CALEA (Commission on Accreditation for Law Enforcement Agencies) and CFA (Commission for Florida Law Enforcement Accreditation).
- Distinguished Budget Presentation Award.
- Achievement of Excellence in Procurement.
- IEDC (International Economic Development Council) Accreditation.
- Gold Seal Quality Care Accredited - Child Care.
- Florida League of Cities City Spirit Award.
- All-America City 2021
- Five (5) 2022 Smart 50 Awards presented by Smart Cities Connect.
- "2021 Local IT Innovation of the Year Award" from the LocalSmart Program presented by the media outlet State Scoop for its participation in this pilot program.

The present Administration is dedicated to preserving the character of Miramar while enhancing the quality of life of its residents. To accomplish this goal several initiatives are in place which will promote and attract development and enrich our community without detracting from its culture and dedication to good family living. This positive meld between business and government as well as the mutual efforts of our residents and employees towards positive development and growth, makes Miramar one of the finest cities in South Florida.

Source: Broward County Historical Commission; City of Miramar website and departments

MIRAMAR
BEAUTY AND PROGRESS
EST 1955

Mission

We value the dignity and worth of our citizens and to this end we pledge to continuously improve the quality of life and economic prosperity of our residents by assuring all of our citizens a clean, safe, economically viable and progressive city that is responsive to changing needs.

During previous fiscal years, with direction from the City Commission to find efficiencies and ways of doing more with less, the City Manager's office has tasked staff with continuing to embark on a Strategic Planning process in order to better guide the use of the available scarce resources where they may have the biggest impact. The purpose of strategic planning is to have a systematic way of listening to our citizen and business community, in order to better understand what their needs and wants are to be able to form a vision of the future and delineate a path or set of strategies that will help the City reach that vision.

A good strategic plan should address critical performance issues, create a balance between what the City is capable of doing and what the City would like to do and cover a sufficient time period to close any identified performance gaps. It should be visionary by conveying a desired future state, be flexible by allowing and accommodating change, and guide the decision making at all levels of the organization. In order to ensure a successful implementation, and to mitigate any inherent risks in the process, City staff has researched best practices and found a common theme as the keys to a successful strategic planning implementation:

- First and foremost, the effort needs to be driven by the top executives of the City of Miramar.
- Buy-in and commitment from department directors and upper management is key to success.
- Feedback from a broad spectrum of stakeholders will help to ensure buy-in.
- The City needs to have a clear updated vision of the future as a foundation.
- The Strategic Plan has to work in tandem with the budget in order to drive the annual allocation prioritization.
- A Business Plan needs to be developed to tackle the challenges uncovered by the strategic planning process.
- The progress of strategic initiatives needs to be tracked by performance measures, staff meetings, financial reports, scorecards, Gantt charts, etc.
- Directional statements, issues, decisions, goals, objectives, directives, or imperatives are supported by statistical data, demographic information, survey results, or benchmark data.

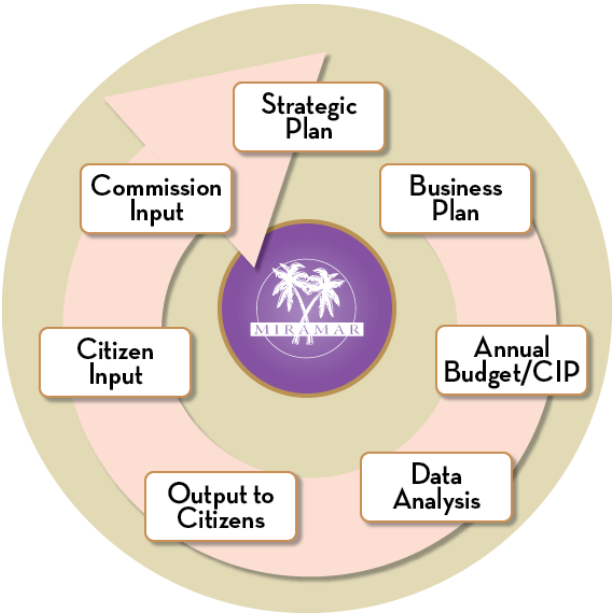

The Strategic Plan plays an important role in the business cycle of any organization. It drives the creation of the Business Plan and provides direction to prioritize new and ongoing initiatives that will be proposed by management for inclusion in the Plan. Each initiative is linked to the goals and objectives established in the Strategic Plan.

The goal is to create a process for establishing priorities on what the organization is set to accomplish in the future. It also pulls the entire organization together around a single game plan for execution while providing a broad outline on where resources will be allocated.

The strength of any strategic planning process is a long term approach to planning and financial management, emphasizing emergent issues, listening to our customers and making sure that any and all decisions that are made have solid defensible data to back them up.

The Annual Budget and Capital Improvement Plan (CIP) include funding sources for the initiatives and projects presented in the Business Plan. Data is analyzed to make sure that all identified gaps are being closed and targets are being met in a timely manner. Citizen and Commission input is essential and gathered to identify any new and emergent issues that should be included in the Strategic Plan.

Business Plan Purpose and Process

The City's Business Plan, initiated in Fiscal Year 2003, includes revenue and expenditure projections as well as intended outcomes and the initiatives engaged to meet those outcomes in order to accomplish long-term financial stability for Miramar. The Plan serves as a guide to the financial and growth management strategies that will lead Miramar to maturity. Starting in FY19, the City implemented the Comprehensive Assessment of Revenues and Expenses (C.A.R.E.) program in order to involve every employee in the formulation of ideas to improve City operations. The (C.A.R.E.) Program is a ten-point City Manager budget initiative launched to maximize the City's human, capital, and natural resources. Each committee has a Chair and a Vice-Chair to implement strategies to support the City's vision. C.A.R.E. establishes sound financial management and responsible cost-effective utilization for use of public funds. Implementation of the C.A.R.E. Program involves support of each committee within the ten-point plan to address City-wide focus areas.

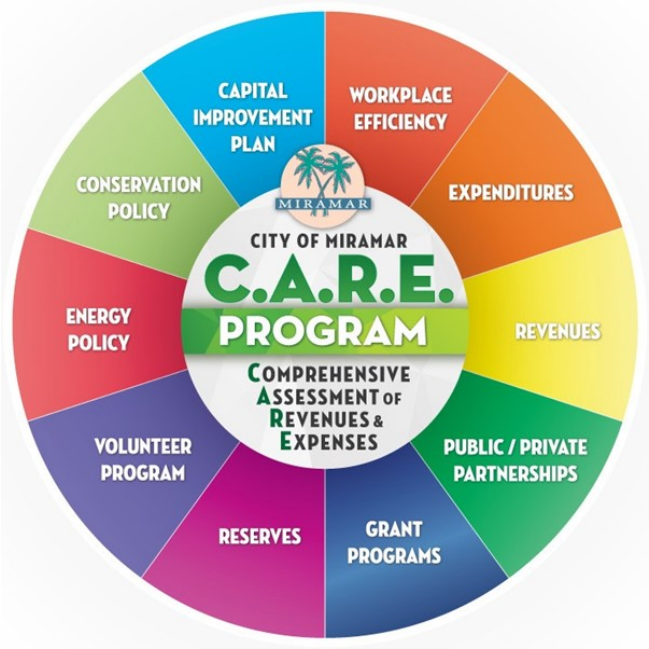

Update of Business Plan

The Business Plan is continuously reviewed for improvement, including updated financial projections and examination of the Plan's intended outcomes and initiatives. Current intended outcomes and initiatives include:

- Encourage annual commercial, industrial and office development.
- Encourage residential and commercial redevelopment and revitalization in East Miramar.
- Maintain control of labor and other operating costs.
- Maintain control of pension costs – limit benefits/ limit City contributions.
- Leverage existing technology to create effective and efficient delivery of services.

Each of these intended outcomes is in progress. As an economic development strategy, the attraction of additional commercial, industrial and office space will further the balance of Miramar's anticipated 140,000 total residents with a vibrant business community, providing educational opportunities, jobs and services to those residents and to the local, statewide and national markets as well. Complementing the Business Plan, in November 2012, the City adopted its first Economic Development Strategic Plan (EDSP) that establishes its economic development strategic priorities and sets goals, objectives and strategies that the City intends to pursue during Fiscal Years 2013 through 2024.

Miramar's "6 Pillars" cover a range of inter-related activities intended to enhance the community and to be supportive of our businesses:

1. Quality of Life
2. Business Climate
3. Sports & Entertainment
4. Infrastructure
5. Redevelopment/Infill Development
6. Marketing

New Initiatives

The City's goal is to develop initiatives that will assist in achieving our strategic objectives and our Key Intended Outcomes.

City departments are tasked with continuously surveying the current socio-economic climate of the City in order to identify current challenges facing the City and develop creative ways to tackle them while maintaining the high level of services that each resident has come to expect.

Following are the major departmental initiatives approved and included in the Fiscal Year 2024 budget:

City Commission

This year's budget includes additional funding for travel and training and a cost of living adjustment for legislative aides.

City Manager's Office

The department's FY 2024 budget includes funding for professional services related to the City Manager's initiative to support ongoing city-wide employee development, additional travel and training for executive professional development, funding for C.A.R.E. Program initiatives and funding for special events for the Government Resource Fair highlighting resources available to residents, businesses and visitors. Included in this year's budget is the transfer out of an Account Clerk II position (-1.0 FTE) to Finance, and the transfer in of a Chief Operations Officer-Health & Education position (1.0 FTE) from Public Works. Additional funding is included for tuition reimbursement for eligible employees and internal audit fees.

Human Resources

Additional funds were added in the FY 2024 budget for the job fair and employee awards to promote employee engagement and retention. Additional funding is also included for expanding the summer internship program.

Marketing

In FY 2023 the Marketing & Customer Service department changed its name to Marketing and was approved for a City vehicle to be used by staff for City events. Funds are included in the FY 2024 budget for the vehicle replacement program allocation. A new Department Coordinator position (1.0 FTE) to provide administrative support to the Director and Assistant Director of Marketing, along with operating costs such as office supplies, furniture and computer equipment to support the new position.

Finance

The FY 2024 budget includes additional funding for audit fees. Funds are also included for a new Accountant position (1.0 FTE) to ensure continued accurate financial information, analysis, financial reporting and compliance with State and Federal agencies. The department's budget also includes funding for the transfer in of an Account Clerk II position (1.0 FTE) from the Office of the City Manager.

Procurement

To serve the growing needs of the City, both internally and externally, funds are included in the FY 2024 budget for a new Procurement Analyst 1 position (1.0 FTE) to assist in the procurement of goods and services on behalf of several departments.

Police

The department's FY 2024 budget includes funding to support training and development for new recruits and current officers. Funding is also included for five new Police Officer positions (5.0 FTEs) starting mid-year 2024, along with operating and capital outlay costs such as uniforms, protective clothing, training, ammunition, radios, computer equipment and the purchase of five new police vehicles to support the new positions. Included in this year's budget is a new Program Coordinator position (1.0 FTE) and a transfer out of a Senior H.R. Generalist Position (-1.0 FTE) to Fire-Rescue. Funding is also included for the Reserve Officer Program which involves fully sworn certified officers who assist the police department on a voluntary basis, such as with training of fellow department members, community outreach events, special events and other assignments as directed by the Chief of Police. Contingency funding is included to address unforeseen needs that arise in support of public safety.

Fire-Rescue

During FY 2023 the department was awarded the SAFER Grant for 16 new firefighter positions (16.0 FTEs) budgeted in the Federal Grants Fund (162). Included in the FY 2024 budget is funding for the 16 firefighter positions, such as bunker gear and uniforms, self contained breathing apparatus (SCBA) and extrication tools (Hurst Cutter, Hurst Spreader, battery-operated saltwater submersible rescue tool, 6 batteries and 3 chargers). Included in this year's budget is the transfer in of a Senior H.R. Generalist

Position (1.0 FTE) from the Police Department. The budget also includes the purchase of a new F250 truck, ballistic helmets and vests for protecting personnel on active killer or violent patient incidents, Fire Life Safety Software to facilitate how documentation is gathered and stored, funds to support accreditation as a priority, Emergency Medical Services Matching Grant (six blood analyzer systems and fix airway manikins), and contingency funds to support unforeseen needs that arise in support of public safety. Additional funding for EMS Billings & Collections is included in the budget.

Building, Planning & Zoning

The department's budget includes funding to re-class a part-time Administrative Clerk 1 position to full-time (.5 FTE), a part-time Permit Clerk 1 position to full-time (.5 FTE) and two new Permit Clerk 1 positions (2.0 FTEs) to support the Call Center, along with uniform costs for the two new positions. Additional funding is also included for tuition reimbursement and travel and training for professional development.

Economic Development & Housing

The department's budget includes funding for a new Business Inclusion Diversity (BID) Coordinator position (1.0 FTE) to assist with ongoing outreach, trainings, contract compliance tracking and a variety of administrative support and technical duties in support of the program. This new position will alleviate the need for consulting services previously engaged in this program. Additionally, funding was included for a new Small Business Development Apprentice (.5 FTE) and a new Housing Specialist Apprentice (.5 FTE) to train under the business development and housing and community development programs, respectively.

Public Works

Funds are included in this year's budget for a new UT Instrumentation/Electrician Technician position (1.0 FTE) responsible for HVAC systems within the City, along with operating costs such as uniform and protective clothing, and the purchase of a new Ford Van to support the new position. This year's budget includes the transfer out of the Chief Operations Officer-Health & Education position (-1.0 FTE) to the Office of the City Manger. Additional funding is included for repair and maintenance of buildings, professional services to cover the consultant administration fees for the management of the parking garage and 82 structured parking spaces, pressure cleaning of City streets, mulch replacement, janitorial services, contingency funds for unforeseen maintenance issues, and the installation of speed humps on streets to enhance safety and reduce traffic accidents.

Parks & Recreation

The FY 2024 budget includes additional funding for holiday decorations city-wide, funding to host the annual Miramar Invitational Track Meet, operating and overtime costs directly related to holiday and special events, additional funding to support the City's 4th of July event, and concession buy-outs. Included in this year's budget is a new Amphitheater Manager position (1.0 FTE) and the reclass of two Event Aide positions to full-time and part-time, respectively (1.5 FTEs).

Social Services

Funds are included in this year's budget for ongoing security costs for public and employee safety at the Multi Service Complex and additional funding for contingency for unforeseen needs that arise in daily operations.

Cultural Affairs

The department's FY 2024 budget includes funding for a new full-time and a new part-time Events & Activity Coordinator positions (1.5 FTEs) to support theater production. Additional funding is also included

for food and beverage costs, security services and contingency for unforeseen needs that arise in the daily operations of the Cultural Arts Center.

Non-Departmental

Included in this year's budget is funding for the creation of a Water/Wastewater Resident Assistance Program to assist eligible residents who qualify for assistance.

Enterprise Funds

Utility Billing

Included in their budget is additional funding for audit fees. This year's budget includes the transfer in of a Fiscal Operations Manager position (1.0 FTE) from Utilities.

Utilities

Funding is included in FY 2024 for one new Water Quality Specialist 1 position (1.0 FTE) along with uniform cost, protective clothing, computer expense and the purchase of a new Ford F250 vehicle. Additionally, funding for two new Customer Service Specialist II positions (2.0 FTEs) along with operating costs such as office supplies, furniture and equipment. Included in this year's budget is a new Fiscal Operations position (1.0 FTE) to replace the transfer out of a Fiscal Operations position (-1.0 FTE) to Utility Billing. Additional funds are included for the purchase of machinery and equipment that is past its useful life due to age and/or wear and tear. Funding is included for the purchase of six new vehicles (three Ford F250s, one Flat Bed Truck with Rails F750, one valve maintenance truck Ford 350 and one Ford Escape), funding for contractual services to replace obsolete liftstation SCADA system and landscape services for Berm clean-up and tree trimming, software license and maintenance for the enterprise asset and mobile site. Additional funding is also included for repairs and maintenance to replace obsolete and aging parts and equipment at 130+ liftstations, East WTP, West WTP and Waste Water Reclamation Facility, and overtime costs due to increased after-hours call outs and historical trends.

Stormwater

Included in this year's budget is funding for guardrail installation, contract services for Right-of-Way Drainage Improvements and canal maintenance, and one new Maintenance 1 position (1.0 FTE) responsible for monitoring and inspecting the City's canals, properties and open spaces along with uniform cost, protective clothing and the purchase of one new Ford F150 Pickup truck to support the new position.

Internal Service Funds

Health Fund

Funding is included for one new Benefits Analyst I position (1.0 FTE) along with computer equipment to support the City's Wellness program.

Fleet Fund

Funding is included for reimbursable parts and services to cover the increase cost of parts for the City's vehicle fleet, as well as for the repair and maintenance of the Fuel Maintenance System. As the City's 15 generator fuel site facilities continue to age, repairs and replacements are needed to meet Florida fuel regulation requirements, as well as for Fleet Maintenance Assets.

Long Range Financial Plans

The City annually updates the Five-year forecast which includes projected revenues, operating costs, additional personnel and future capital improvements. Building on the City's Business Plan, recognizing the financial reality of escalating public personnel and safety costs compounded by the effects of inflation has on our operating and capital expenses and increased demands for service and incorporating key elements of the City Commission's established vision for the City of Miramar, this budget includes: No ad valorem millage increase and one time use of reserve fund balance.

The current rate is 7.1172 mills, which is 8.70% greater than the rolled-back rate. Taking this into account, the amount of Ad Valorem Taxes proposed to

be collected is approximately $10.1 million more than last year.

Maintain the Fire Protection Assessment rate so that it funds 100% of the cost for the provision of fire protection as to eliminate the general fund subsidy. A rate study was conducted during FY 2023. Residential units are assessed $479.21 and mobile homes $221.44 per unit. Commercial units assessments remain at $0.7329 per square foot, industrial/ warehouse units at $0.1794 per square foot and institutional units at $0.3751 per square foot.

Tax Impact on Miramar Residents – Based on the 7.1172 millage rate and an average residential taxable value of approximately $230,800, the average Miramar dwelling unit will be assessed $1,643 on the Ad Valorem City portion of their tax bill. This represents a 3.7% increase from last fiscal year.

Outcome Program Performance Budget (OPPB): This year marks the 15th year of the transition to a Program Based Budget. Program Based budgeting enables the public to better understand government functions and fosters budgetary transparency. There are 96 different programs contained within the budget. In addition, many personnel are shared between programs, the number of which is indicated in each program. Statistics will continue to be developed which will demonstrate how each program is achieving its mission-driven outcomes.

The City of Miramar financial policies set forth the basic framework for the overall fiscal management of the City. These policies represent a foundation and provide guidelines for evaluating both current activities and proposals for future programs, and also to assist the City Commission and the City Manager in making decisions.

Budgetary Controls

The City maintains budgetary controls to ensure compliance with legal provisions embodied in the annual appropriated budget that the City Commission approved. The level of budgetary control is established at the department level. The City also maintains an encumbrance accounting system as one technique of accomplishing budgetary control.

Administrative budget transfers may occur upon approval of the City Manager as long as the final fund appropriation does not increase. Budget Amendments are submitted as needed to the Commission for their consideration.

Operating Budget Policies

Basis of Budgeting

The basis of budgeting refers to the period when revenues and expenditures are recognized in the funds and reported on the financial statements.

Budgets are adopted on a basis consistent with generally accepted accounting principles (GAAP). Governmental and Fiduciary Funds utilize the modified accrual basis of accounting under which revenues and related assets are recorded when measurable and available to finance operations during the current fiscal year.

Proprietary Funds (Enterprise and Internal Service Funds) use the accrual basis of accounting which recognizes revenues when earned and expenses when incurred.

Annual operating budgets are adopted for all Governmental Funds except for the Capital Projects Fund in which effective budgetary control is achieved on a project-by-project basis when funding sources become available.

All appropriations lapse at the end of the year and encumbrances related to the Capital Improvement Program (CIP) are generally re-appropriated into the following year's budget.

Basis of Accounting

The basis of accounting refers to when revenues and expenditures are recognized in the accounting period in which they become available to finance expenditures of the fiscal period. The General Fund, Special Revenue Funds, Debt Service Funds and Capital Project Funds are prepared on a modified accrual basis of accounting except that encumbrances are treated as the equivalent of expenditures, as opposed to a reservation of fund balance.

The differences between the basis of budget and the full accrual basis of accounting include:

- Budgeting the full amount of capital expenditures as expense rather than depreciating it.
- Presenting debt service expense net of restricted investment proceeds.

The Annual Comprehensive Financial Report (ACFR) shows the status of the City's finances on the basis of "generally accepted accounting principles" (GAAP), which is the same method the City's budget is prepared.

- Current revenues will support current expenditures.
- The budget process and format shall be programmed and focused on goals, objectives and performance measures.
- The budget will provide adequate funding for replacement of capital equipment and projects.
- The City shall establish and maintain a standard of accounting practices.

Financial Reserve Policies

The City established and will maintain a Fund Balance reserve in accordance with Governmental Accounting and Financial Standards Board (GASB) Statement No. 54, Fund Balance Reporting and Governmental Fund Type Definitions. This policy shall only apply to the City's General Fund.

Fund balance is the difference between assets and liabilities reported in a governmental fund. Fund balance will be comprised of Non-spendable, Committed, Assigned, and Unassigned.

Fund Balance Stabilization

The City Commission adopted a resolution to establish a committed fund balance policy designated as the Financial Stabilization Account equal to 12% of the General Fund budgeted expenditures.

Capital Improvement Program (CIP)

The CIP is an official statement of public policy regarding long-range capital development for expenditures of $100,000 or higher. Capital expenditure is for the acquisition of infrastructure, park development, building, construction or expansion and addition to fixed assets.

The City will develop a Five-Year CIP Budget with the development of the Business Plan and Operating Budget, as well as ensuring compliance with the Comprehensive Plan Capital Improvement Element. This will be updated annually to add new projects, reevaluate the program and project priorities, and to revise recommendations based on new requirements and new funding sources.

All projects costing over $100,000 will be included in the Five-Year CIP Budget. The City shall adopt the annual capital budget as part of the budgetary process. All capital projects that are budgeted for the upcoming fiscal year will impact the City's annual operating budget.

Capital Improvement Program Funding Policies

In order for a major capital project to become effective, it must not only include the cost and justifiable need, but also a financing plan for the entire life of the project. The financing plan must include an analysis of the available resources, which will be used to fund not only the Capital Improvement project, but also the associated operating expenses and debt service requirements of the City.

Debt Management Policies

The City is limited to incurring indebtedness for general obligation bonds until and unless approved by a majority vote of the electors of the City in a referendum election. The City Commission shall approve by majority vote any financing mechanism other than general obligation bonds.

Currently, the City does not have any general obligation bonded debt or legal debt margin and does not have any outstanding property tax supported debt. Each of the proprietary debt issues are considered to be self- supporting, because the revenues derived from operations provide for the debt requirements on an annual basis.

Revenue Policies

The City will make all efforts to attain additional major revenue sources as a way to ensure a balanced budget and reduce the tax burden on the taxpayers.

The City will strive to establish all user charges and fees at a level related to the full cost of providing the service. This will be reviewed annually and will be modified to include provisions that will allow charges to grow at a rate that keeps pace with the cost of providing the service.

Cash Management Policies

The City administers a comprehensive cash management and investment policy. The primary goals are to maximize the amount of cash available to meet daily cash requirements and to obtain the highest possible yields consistent with Florida Statutes and City policies.

The City has adopted a written comprehensive investment policy to safeguard against the loss of its assets. This policy was adopted by ordinance by the City Commission, and Florida State Statute Chapter 218.415 (Local Government Investment Policies), which establishes investment plan guidelines for local governments in Florida.

The City's investment guidelines permit investment in U.S. Government Obligations, U.S. Government Sponsored Agency obligations, repurchase agreements, time deposits, certificates of deposits, and prime commercial paper.

The City's pension plan investments are controlled by the pension boards who have hired professional money managers to manage these funds.

Capital Assets Policies

Capital Assets which include property, plant, equipment, intangibles and certain infrastructure assets (e.g. roads, bridges, sidewalks and similar items) are reported in the applicable governmental or business-type activities in the financial statements and defined by the City as assets with an initial, individual cost of more than $5,000 for all capital assets other than intangibles, which are $15,000 for software and $25,000 for easements and an estimated useful life in excess of one year.

The costs of normal maintenance and repairs that do not add to the value of the asset or materially extend asset life are not capitalized. Major outlays for capital assets and improvements are capitalized as they are completed. Interest incurred during the construction phase of business-type activities of capital assets is included as part of the capitalized value of the asset constructed.

Capital assets are depreciated using the straight line method over the following estimated useful lives:

Asset	Est. Useful Life (years)
Buildings	50
Improvements other than buildings	20
Machinery & Equipment	3-20
Fleet	8
Intangibles	15-25
Infrastructure	16-70

Financial Policies Compliance

The FY 2024 Adopted Budget complies with all relevant financial policies presented in this section.

Methodology

The City of Miramar maintains a program-performance based budgeting model. This format identifies the department's structure and its programs. Based on the priorities and function, resources are allocated to operate each program. Each department's budget is comprised of an organizational chart outlining the structure of the department, along with the following components:

Organizational Chart: This chart outlines the operational and reporting structure of the department.

Mission Statement: This statement must identify the purpose of the department.

Department Overview: A brief narrative to describe department's functions, programs, and services.

Accomplishments & Goals: Indicates the individual department's accomplishments for the prior fiscal year and goals for the current fiscal year.

Program Revenues, Expenditures & Position Summary: This is linked to each program dedicated revenue, expenditure by program and category.

Position Detail: A list of all authorized positions within the department. Each position is allocated by percentage of staff time dedicated to each program.

Balanced Scorecard: Tracking and managing tool to monitor progress on departmental goals and objectives.

Information is broken down further by each program within the department into the following sections:

Program Name | Description: A brief description of the services and functions performed for this program.

Dedicated Revenues: List of revenues that are generated as a result of the operation of each program.

Expenditures: This is broken down into three categories: Personnel Services, Operating Expense and Departmental Capital Outlay. Personnel Services are calculated based on the percent of time each position is allocated to the program.

Percent of Time by Position: Indicates the percentage of time each staff spends on this program. Full time employee allocation must total 1, and part time allocation must total 0.5 across the programs.

Budget Review Process

At the beginning of each calendar year, the Management & Budget Department provides forms and instructions to all departments on how to develop their budgets for the upcoming year. The budget packages are placed in the City's intranet for users to input their budget requests. Specific guidelines from the City Manager are sent out directly to Department Directors and Budget Liaisons. The budget packages include their respective operating budget Preparation Manual, Above Base request form, position justification form and job description form, as well as their five-year Capital Improvement Program documents and CIP project request form. The budget manual sets forth the procedures, guidelines and timetables to be followed for preparing the upcoming fiscal year budget requests. Budget proposals are carefully reviewed and prioritized by City management to ensure initiatives and programs recommended for funding are in line with the City Commission's vision and comprehensive strategic goals.

The City's fiscal year begins on October 1st of each year and ends on September 30th of the following year, as mandated by Florida Statutes.

Operating Expense

Guidelines for operating expenses are based on prior year's actual and projected expenditures. Justification for all expenditures are to be provided for operating expenses. The Management & Budget Department calculates all personnel services costs based on payroll data from the City's ERP system, except for overtime which the departments provide. Allocated operating costs line items are formulated by certain departments as outlined in the budget preparation manual.

Capital Budget

Departments are asked to evaluate all existing equipment, facilities and other capital items for the CIP. Management prioritizes their requests based on:

- The benefits to be derived.
- Necessity to health, safety, welfare and residents' needs.
- Adherence to City plans and policies.
- Available funding sources.

Capital expenditures are for projects or equipment costing $100,000 or more. Projects are proposed for inclusion in the CIP Budget following the same approval process as the Annual Operating Budget. Expenditures approved in the first year of the 5-Year CIP will impact the Annual Operating Budget.

Budget Format

The budget document serves as a communication tool with elected officials and the citizens of Miramar. It describes in detail city services, allocation of resources, and the overall financial status of the City. The Management & Budget Department presents the annual operating and CIP budgets to the City Manager, who then submits the proposed document to the City Commission in July of each fiscal year for approval.

The Annual Budget document is formatted and organized in a way that is simple and easy-to-read by all readers. It is our goal to use non-technical terms to facilitate it's understanding and navigation throughout the entire document.

The budget document serves as the City's primary fiscal year policy, linkage of services provided with funding, financial plan, operations guide, and communication device.

Balanced Budget

The City receives the certified taxable real estate and tangible property values from the Broward County Property Appraiser on July 1st of each year. The preliminary millage rate is based on the certified taxable value. The appropriations contained in the proposed recommendation shall not exceed the funds derived from taxation and other revenue sources. The City shall prepare a line item budget for each fund and each program within the fund. The budget must be balanced with current revenues equal to current expenditures.

Budget Adoption

In June of each year, the City Manager presents the proposed budget for the upcoming fiscal year to the City Commission. This includes proposed revenues and expenditures as well as funding sources for capital projects. Once received, the City Commission reviews the budget proposal and provides input. Two public hearings on the budget and the proposed millage rate are held in September per State Statutes.

The City Commission must adopt the budget no later than September 30th of each fiscal year. Although the CIP is part of the annual budget review process, it is adopted separately. The City Commission reviews the proposed CIP document prior to the adoption of a Resolution which approves the CIP in principle. The public can review the approved budget in its entirety at the Office of the City Clerk or on the City's website: http://miramarfl.gov/260/Management-Budget/

Budget Monitoring

Each department is responsible for monitoring their budgets throughout the year. Actual expenditures and operating transfers out may not exceed annual budget appropriations at the individual department level. Appropriations that are not expended, encumbered or specifically designated to be carried forward lapse at the end of the fiscal year.

Budget Amendment

If during the fiscal year it is evident that a budget amendment is necessary, the City Manager submits an amended budget request to the City Commission. This request includes the reasons for the additional funds and the proposed financing sources. Any budget amendments that will change the budgeted amount of a fund must be executed in the same manner as the original budget. Departments are authorized to transfer budget amounts within their respective department/program line items not to exceed the total approved appropriation for the department. If a department and/or fund exceeds the total approved appropriation, a Budget Amendment must be approved by the City Commission.

Year End Appropriations

Appropriations lapse at the end of the fiscal year except for:

- Grants, encumbrances and available balances for active grant programs
- Departmental capital outlay encumbrances
- Capital improvement encumbrances
- Available balances for active capital projects

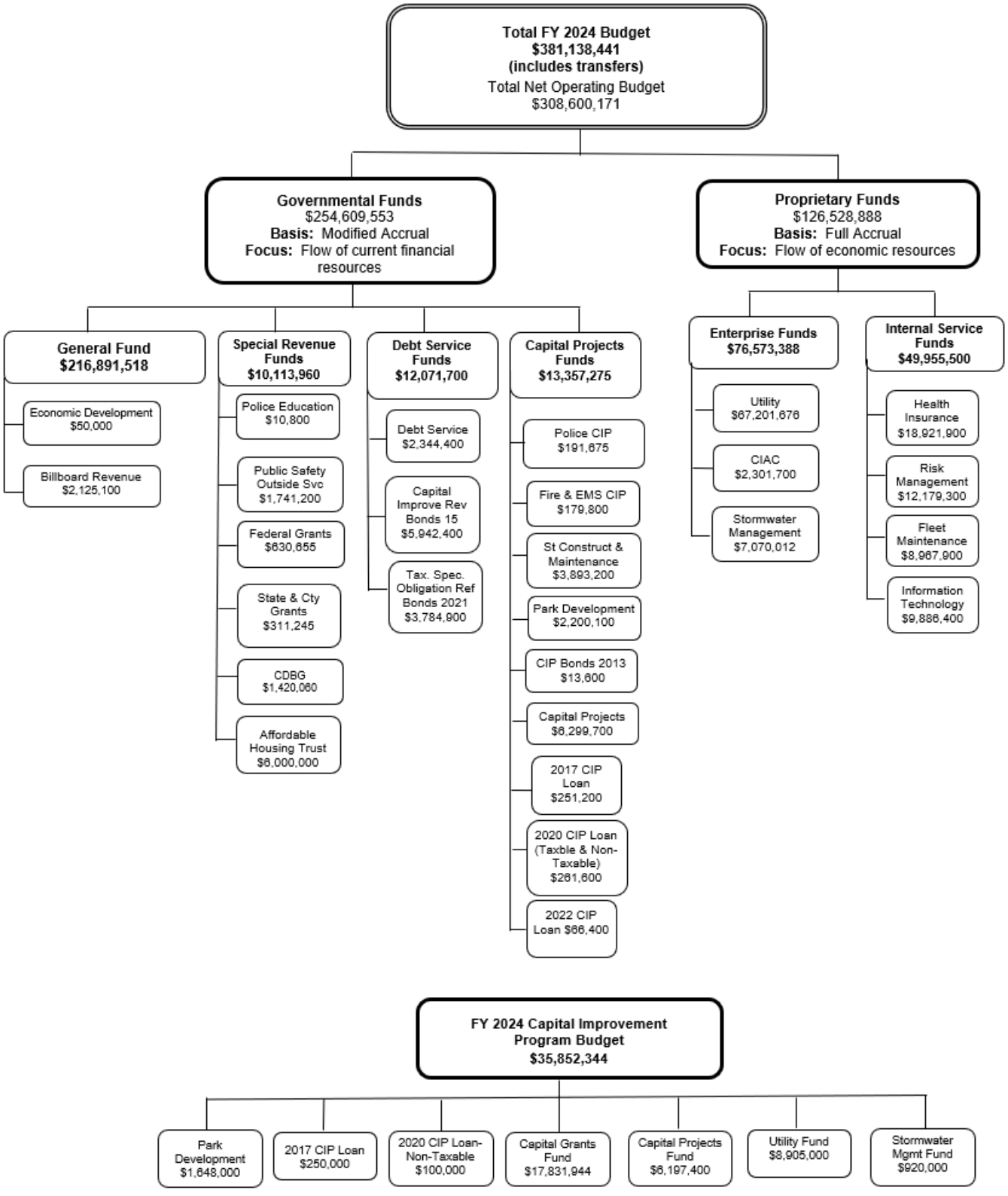
Total FY 2024 Budget
$381,138,441
(includes transfers)
Total Net Operating Budget
$308,600,171
Governmental Funds
$254,609,553
Basis: Modified Accrual
Focus: Flow of current financial resources
Proprietary Funds
$126,528,888
Basis: Full Accrual
Focus: Flow of economic resources
General Fund
$216,891,518
Economic Development $50,000
Billboard Revenue $2,125,100
Special Revenue Funds
$10,113,960
Police Education $10,800
Public Safety Outside Svc $1,741,200
Federal Grants $630,655
State & Cty Grants $311,245
CDBG $1,420,060
Affordable Housing Trust $6,000,000
Debt Service Funds
$12,071,700
Debt Service $2,344,400
Capital Improve Rev Bonds 15 $5,942,400
Tax. Spec. Obligation Ref Bonds 2021 $3,784,900
Capital Projects Funds
$13,357,275
Police CIP $191,675
Fire & EMS CIP $179,800
St Construct & Maintenance $3,893,200
Park Development $2,200,100
CIP Bonds 2013 $13,600
Capital Projects $6,299,700
2017 CIP Loan $251,200
2020 CIP Loan (Taxble & Non-Taxable) $261,600
2022 CIP Loan $66,400
Enterprise Funds
$76,573,388
Utility $67,201,676
CIAC $2,301,700
Stormwater Management $7,070,012
Internal Service Funds
$49,955,500
Health Insurance $18,921,900
Risk Management $12,179,300
Fleet Maintenance $8,967,900
Information Technology $9,886,400
FY 2024 Capital Improvement Program Budget
$35,852,344
Park Development $1,648,000
2017 CIP Loan $250,000
2020 CIP Loan-Non-Taxable $100,000
Capital Grants Fund $17,831,944
Capital Projects Fund $6,197,400
Utility Fund $8,905,000
Stormwater Mgmt Fund $920,000

The City's fund structure is organized and operated on the basis of funds and account groups. The main purpose of the Fund is fiscal control and to ensure that monies are spent for the authorized purpose. Each of the city funds has an annual appropriated budget and is grouped according to the type of activity to be performed.

The City uses Governmental, Proprietary and Fiduciary Fund types. The Fiduciary Funds are not included in the budget but are included in the audited financial statements.

Governmental Funds

General, Special Revenue, Debt Service and Capital Projects Funds comprise the four governmental fund types.

General Fund

The General Fund is the City's primary operating fund. It accounts for all of the financial resources of the general government, except those required to be accounted for in another fund. There are two Sub-funds from the General Fund: The Economic Development Fund that accounts for the City's economic development activities and the Billboard Revenue sub-fund that tracks revenues from four (4) billboards that the City of Miramar currently licenses on City property.

Special Revenue Funds

This type of fund accounts for revenues that are restricted or committed to expenditures for specific purposes, other than debt service or capital projects. The City has the following nine Special Revenue Funds:

1. Police Education
2. Public Safety Outside Services
3. Law Enforcement Trust
4. Federal Grants
5. State and County Grants
6. State Housing Initiatives Partnership Program (SHIP)
7. Community Development Block Grant (CDBG)
8. Neighborhood Stabilization Program (NSP)
9. Affordable Housing Trust

Debt Service Funds

Debt Service Funds account for servicing general long-term debt not being financed by proprietary funds. Currently, the City has the following four Debt Service Funds:

1. Debt Service (BBT Transportation Revenue Note, 2012, 2020 CIP Loans (Non-Taxable and Taxable) and 2022 CIP Loan
2. Capital Improvement Refunding Revenue Bonds, 2015, Firefighter Equipment Lease
3. CIP Revenue Bond, 2013
4. Taxable Special Obligation Refunding Bonds Series 2021

Capital Projects Funds

These funds are designated to track resources used for the acquisition of major items and/or construction of facilities that cost over $100,000. Currently, the City has the following eleven Capital Projects Funds:

1. Police CIP
2. Fire & EMS CIP
3. Street Construction and Maintenance
4. Park Development
5. CIP Revenue Bonds 2013
6. 2017 CIP Loan
7. 2020 CIP Loan-Non Taxable
8. 2020 CIP Loan-Taxable
9. CIP Grants
10. 2022 CIP Loan
11. Capital Projects

Proprietary Funds

Enterprise and Internal Service Funds are the two types of proprietary funds.

Enterprise Funds

This type was established to account for operations that are financed and operated similarly to a commercial enterprise where a user fee is charged for goods or services provided to the public, such as water, wastewater, and cultural services. Currently, the City has the following four Enterprise Funds:

1. Utility
2. Utility Construction Revenue Bond
3. Contribution in Aid of Construction (CIAC)
4. Stormwater Management

Internal Service Funds

These types of funds account for the financing of self-insurance activities, risk management, fleet maintenance and information technology services provided to other funds of the City on a cost-reimbursement basis. Currently, the City has four Internal Service Funds:

1. Health Insurance
2. Risk Management
3. Fleet Maintenance
4. Information Technology (IT)

Fiduciary Funds

The Fiduciary Funds are used to account for assets held in a trustee capacity. Examples of this category of funds are the Pension Trust Fund and the Sanitation Agency Fund. These funds are not included in the Annual Budget; however, they are part of the City's Annual Comprehensive Financial Report (ACFR).

Tour De Broward Event at Miramar Regional Park

The methods used to estimate revenues for the budget consist of financial budgetary trend analysis and projected data. Each revenue is described by source and collection history. Expenditure estimates are based on prior year's actual and departmental requests.

REVENUES

General Government Taxes

This category includes the following: Ad-Valorem, Utility, Communication, Local Business taxes, and Insurance Premium taxes.

Significant Trend/Assumptions:
Strong home value growth continues as the City of Miramar has seen double digit taxable value increases over the past two years. Tax year 2022 was at 11.50% and 2023 was at 12.43%. Other taxes are dependent on population and business growth and the strength of the overall economy.

Permits, Fees, Special Assessment

This category includes revenues for various permits, franchise fees and special assessments.

Significant Trend/Assumptions:
Building fees are related to new construction, while other revenues are dependent on population and business growth and the strength of the economy.

The Fire Protection Special Assessment covers the full cost of providing fire protection services to the community. Based on the latest study, rates have been adjusted to reflect 100% cost recovery.

The Stormwater Special Assessment will remain at $120 per E.R.U. per year.

Intergovernmental Revenues

This category includes Federal, State and County Grants and other revenues from the State of Florida and Broward County.

Significant Trend/Assumptions:
Projected increases/decreases are based on various State and County revenue forecasts and anticipated grants.

Charges for Services

This category includes the City's required charges for services as well as various administrative charges, development review fees, alarm permits, fire inspections, ambulance services, recreational services and rentals of City facilities.

Significant Trend/Assumptions:
Projected increases/decreases are based on anticipated residents usage, participation in different programs, and historical data.

Fines and Forfeitures

This category is for traffic court fines and revenues resulting from county and violations to City codes.

Significant Trend/Assumptions:
Projected increases/decreases are based on historical data for traffic violations and city code violations.

Miscellaneous Revenues

This category includes interest earnings, solid waste revenues, and other miscellaneous revenues.

Significant Trend/Assumptions
Revenues in this category relate to the amount of usage from various City services and facilities and the strength of the City's investments.

EXPENDITURES

Personnel Services

This category includes salaries and benefits. Salaries include overtime, incentives and other pay. Benefits include FICA/MICA, life, disability, health and dental insurance, various pension contributions, and worker's compensation.

Significant Trend/Assumptions:
Due to collective bargaining constraints, rising health care costs and increasing pension liabilities, increases in this area are expected for at least two more years.

Operating Expense

These expenditures are related to the operation of a governmental program. Operating expenses are divided into the following two categories:

Operating Expense: includes professional and contracted services, supplies, repairs, utilities and all other services and costs not personnel or capital related expenses.

Departmental Capital Outlay: includes capital expenditures for a single item costing over $5,000 and less than $100,000.

Significant Trend/Assumptions:
Operating expenditures have been streamlined over the last few years. Projected increases/decreases are based on departmental level decisions. Departments are given a target budget with some flexibility to allocate in the various line items. Departmental capital outlay expenditures are based on the estimated cost of each capital item. Funding for these expenditures are identified within the departmental target budgets.

Capital Improvement Program (CIP)

This category is for expenditures for construction projects, vehicles and equipment and software costing over $100,000. The cost can be allocated over a 5-year period. Unexpended balances are generally carried over into the next fiscal year.

Significant Trend/Assumptions:
Expenditures are estimated based on project schedule until completion. Purchases of vehicles and equipment are based on quotes.

East Aquatics Water Playground Improvements

Governmental Funds Activities

Revenue Bonds

CIP Revenue Bond, Series 2015: On March 12, 2015, the City issued a bond in the amount of $79,595,000 which was used to refund all of the City's outstanding Capital Improvement Revenue Bonds, Series 2005 and the Public Service Tax Refunding Revenue Bonds, Series 2003. Principal and interest are paid semi-annually on April 1 and October 1, through October 2035. These bonds are secured by the City's portion of the state-shared local government half-cent sales tax, the public service tax revenues derived from the sale of electricity, as well as the local communications services tax revenues.

Special Obligation Revenue Bond, Series 2021-Taxable: In July 2021, the City issued $51,000,000 in Taxable Special Obligation Refunding Bonds, Series 2021, with interest rates ranging between 0.451% and 2.793%. The bonds were issued to advance refund $47,770,000 of the $51,780,000 in outstanding CIP Special Obligation Refunding and Improvement Revenue Bonds, Series 2013 with interest rates ranging between 4.00% and 5.00%. Principal and interest are paid semi-annually on April 1 and October 1, through October 2038. These bonds are secured by impact fees and the City's covenant to budget and appropriate legally available non-ad valorem revenues. The advance refunding reduced total debt service payments by $10,063,068 and resulted in an economic gain of $8,376,885.

Revenue Notes Payable

Special Obligation Revenue Note, Series 2019A-Nontaxable: This note was issued in October 2019 for $5,000,000. The proceeds were used for various capital improvement projects within the City. The note bears interest at 1.92% per annum. Principal and interest payments are due quarterly on January 1, April 1, July 1 and October 1. The note matures on October 1, 2039. The City's obligation to repay the note is secured by a covenant to budget and appropriate legally available non-ad valorem revenues of the City.

Special Obligation Revenue Note, Series 2019B-Taxable: This note was issued in October 2019 for $5,000,000. The proceeds were used for various capital improvement projects within the City. The note bears interest at 2.36% per annum. Principal and interest payments are due quarterly on January 1, April 1, July 1 and October 1. The note matures on October 1, 2039. The City's obligation to repay the note is secured by a covenant to budget and appropriate legally available non-ad valorem revenues of the City. On November 10, 2021, the City issued Special Obligation Revenue Notes, Series 2021B and 2021C, in the principal amount of $8,035,000 and $5,415,000 respectively. The Series 2021B Note was issued to finance the cost of various capital improvements within the City and to pay issuance costs relating to the issuance of the Series 2021B Note. The Series 2021C Note was issued to refund the City's outstanding Special Obligation Revenue Note, Series 2017 and to pay the costs of issuance of the Series 2021C Note. Principal and interest on the Series 2021B and 2021C Notes are payable quarterly, on January 15, April 15, July 15, and October 15 of each year, through October 15, 2036 for the Series 2021B Note at a fixed interest rate of 1.887% and for the Series 2021C Note through January 15, 2027 at a fixed interest rate of .812%. The Series 2021B and 2021C Notes are secured by a covenant to budget and appropriate Non-Ad Valorem Revenues sufficient to pay principal and interest on the Notes when due.

Capital Leases

US Bank 2016: This is a 7-year lease purchase for $2,231,963 payable in quarterly installments of $84,416 for new and replacement Fire Public Safety vehicles. Lease is collateralized by equipment, vehicles, and annual covenant to budget appropriations.

Bank of America PCC Lease 2017: This is a 7-year lease purchase for $1,773,845 payable in quarterly installments of $67,670 for the Motorola Mobile and Portable Radio System equipment. Lease is collateralized by the Mobile and Portable Radio equipment and annual covenant to budget appropriations.

Wi-Fi Lease 2019: This is a 5-year lease purchase for $195,077 payable in quarterly installments of $10,906 for Wi-Fi Equipment. Lease is collateralized by the Wi-Fi equipment being purchased.

US Bank 2019: This is a 5-year lease purchase for $773,653 payable in quarterly installments of $41,592 for new and replacement Fire public Safety vehicles. Lease is collateralized by equipment, vehicles and annual covenant to budget appropriations.

Key Bank Lease 2021: This is a 4-year lease purchase for $3,739,021.81 payable in annual installments of $747,804 for Network Switch systems. The lease is collateralized by the Network Switch systems being purchased and installed throughout the City.

BOAPCC Lease 2021: This is a Seventeen and One-Half (17.5) year capital lease, payable in semi-annual installments, interest at 1.90% per annum. The lease is collateralized by the Guaranteed Energy Savings Equipment.

Enterprise Funds Activities

Revenue Notes/Bonds Payable

Utility System Refunding Revenue Bond, Series 2017: In November 2017, the City issued revenue bonds in the amount of $32,315,000 to fully refund the City's Utility System Revenue Bonds, Series 2007. The Bonds are payable solely from and secured by a lien upon the pledge of net revenues and connections fees. Principal and interest are due semi-annually on April 1 and October 1, through October 1, 2037.

Utility System Revenue Bond, Series 2015: On March 13, 2015, the City issued revenue bonds in the amount of $11,485,000 to fully refund the City's Utility System Refunding and Improvement Revenue Bonds, Series 2004. The Bond is payable solely from and secured by a lien upon the pledge of net revenues from water, wastewater, and stormwater utility system and connections fees. Principal and interest are due quarterly on January 1, April 1, July 1 and October 1, through October 1, 2034.

Loans Payable

In 2005, the City participated in the Revolving Loan Fund Program administered by the State of Florida. The program allows local governments to enter into loan agreements with the Department of Environmental Protection (DEP) under the State Revolving Loan Fund for Stormwater and Wastewater management facilities construction. The repayment terms for the remaining loan is 20 years. Principal and interest payments are due semi-annually on January 15 and July 15 which commenced on July 15, 2007. The outstanding State Revolving Loans are as follows:

Eastern Miramar Rehabilitation Infrastructure: This is a portion of the Revolving Loan Fund Program in the amount of $18,024,237 for rehabilitation of infrastructure. Principal and interest payments are due semi-annually starting July 15, 2007 for 20 years. As of September 30, 2022, the City has an outstanding principal amount of $4,655,610. The financing rate of the unpaid principal is 2.09% per annum.

Historic Miramar Improvement III: In 2014, the City entered into a loan agreement with the State of Florida DEP Clean Water State Revolving Fund Loan Program to borrow up to $546,664 to finance the planning and design of wastewater pollution control facility improvements. In 2017 the agreement was amended, and the principal amount of the loan was reduced to $382,665. As of September 30, 2022, the City has an outstanding debt of $311,221. The financing rate on the unpaid principal is 2.56% per annum. The loan is payable in semiannual payments upon completion of the project and is calculated based on the actual amount of principal drawn under the agreement, as well as the associated capitalized interest and a loan service fee.

Stormwater Drainage Improvement: In 2015, the City entered into a loan agreement with the State of Florida DEP Clean Water State Revolving Fund Loan Program to borrow up to $374,000 to finance the planning, design, and construction of stormwater drainage improvements. The loan amount was subsequently revised to $297,883 which includes loan fees in the amount of $5,841. The City has an outstanding debt of $226,642 as of September 30, 2022. The financing rate on the unpaid principal is 1.96% per annum. The loan is payable in semiannual payments upon completion of the project and is calculated based on the actual amount of principal drawn under the agreement, as well as the associated capitalized interest and a loan service fee.

2018 Stormwater Management: In 2017, the City entered into a loan agreement with the State of Florida DEP Clean Water State Revolving Fund Loan Program to borrow $1.2 million for the planning and design of the City's wastewater collection and stormwater best management practices (BMPs) project. The financing rate on the unpaid principal of the loan amount is 2.15% per annum. As of September 30, 2022, the amount disbursed is $821,188. The loan is payable in semiannual payments upon completion of the project. As of September 30,2022, the City has an outstanding principal balance of $869,955 which includes capitalized interest and a remaining undrawn balance of $378,812.

2017 Drinking Water Upgrade: In 2017, the City entered into a loan agreement with the State of Florida DEP State Revolving Fund Loan Program to borrow $15,540,000 for upgrades to the City's East Water Treatment Facility. As of September 30, 2022, the principal amount of the loan was revised to $32,140,00, and the amount disbursed was of $31,607,521. The amount outstanding on this loan at September 30, 2022 is $30,704,998 including capitalized interest and a remaining undrawn balance of $532,749. The financing rate on the first $15,540,000 of the unpaid principal of the loan amount is 1.08% per annum. The financing rate on the next $15,000,000 of the unpaid principal of the loan amount is 1.23% per annum. In 2021, the agreement was amended again to include an additional $1,600,000 in financing for this project with interest rate of 0.23%. The loan is payable in semiannual payments upon completion of the project.

2018 Wastewater and Stormwater Management: In 2017, the City entered into a loan agreement with the State of Florida DEP State Revolving Fund Loan Program to borrow $16,662,000 to finance wastewater and stormwater management upgrades. As of September 30, 2022, the amount disbursed is $15,126,165. The loan has an outstanding amount of $14,519,038 including capitalized interest as of September 30, 2022. The financing rate on the unpaid principal of the loan is 0.97%.

Source: City of Miramar ACFR and Financial Services Department

Long-Term Debt Obligations

As of June 30, 2023

Governmental Activities	Purpose of Issue	Issued Date	Issued Amount	Maturity Date	Amount Outstanding
Revenue Bonds:					
CIP Revenue Bonds 2015	Various Capital Projects	3/12/2015	$ 79,595,000	10/1/2035	57,035,000
Special Obligation Refunding Bonds Series 2021- Taxable	Various Capital Projects	7/28/2021	$ 51,000,000	10/1/2038	50,315,000
Sub-total					107,350,000
Revenue Notes Payable:					
Series 2019A Special Obligation Revenue Note - Tax Exempt	Various Capital Projects	10/1/2020	$ 5,000,000	10/1/2039	4,230,000
Series 2019B Special Obligation Revenue Note - Taxable	Various Capital Projects	10/1/2020	$ 5,000,000	10/1/2039	4,245,000
Series 2021B Special Obligation Revenue Note	Various Capital Projects	10/15/2021	$ 8,035,000	1/15/2036	7,380,000
Series 2021C Special Obligation Revenue Note	Various Capital Projects	10/15/2021	$ 5,415,000	1/15/2027	4,065,000
Sub-total					19,920,000
Capital Lease:					
M&P Radio Lease	Mobile & Portable Radios	8/10/2017	$ 1,773,845	8/10/2024	333,725
US Bancorp SCBA Lease	Firefighter Equipment 2019	4/1/2019	$ 773,653	3/1/2024	123,047
Cisco Switch Refresh 2021	Cisco Switch Refresh	11/10/2021	$ 3,739,022	1/10/2026	2,243,413
BOA Siemens Lease 2022	Guaranteed Energy Performance	12/10/2021	$ 6,498,337	7/1/2029	6,430,008
Sub-total					9,130,193
Total Governmental Activities					**136,400,193**
Business-Type Activities					
Revenue Notes/Bonds Payable:					
Utility System Revenue Bond 2015	Various infrastructure projects	3/13/2015	$ 11,485,000	10/1/2034	7,445,000
Utility System Revenue Bond 2017	Various infrastructure projects	11/9/2017	$ 32,315,000	10/1/2037	26,945,000
Sub-total					34,390,000
State Revolving Loans:					
Eastern Miramar Infrastructure	Infrastructure Rehabilitation	7/15/2007	$ 18,024,237	1/15/2027	4,159,569
2014 Historic Miramar Improvement III	Wastewater Pollution Control	8/22/2014	$ 402,314	1/15/2037	302,290
2015 Drainage Improvement	Stormwater Management	11/15/2016	$ 297,883	11/15/2036	212,985
2017 Drinking Water 060820	Drinking Water	3/9/2017	$ 31,579,476	4/15/2041	29,813,208
2018 Wastewater and Stormwater	Wastewater and Stormwater	5/15/2017	$ 15,126,165	2/15/2041	14,159,839
2018 Historic Miramar Drainage 060840	Historic Miramar Drainage	1/11/2017	$ 845,471	N/A	866,695
Sub-total					49,514,586
Total Business Activities					**83,904,586**
Total Long-Term Debt					**220,304,779**

Summary of Annual Debt Service Requirements

Governmental Activities	*Revenue Bonds*		*Revenue Notes Payable*		
Year ended September 30:	***Principal***	***Interest***	***Principal***	***Interest***	**Total**
2023	6,225,000	3,468,554	1,945,000	365,660	12,004,214
2024	6,485,000	3,239,240	2,005,000	338,888	12,068,128
2025	6,685,000	3,031,285	2,025,000	311,484	12,052,769
2026	6,495,000	2,815,018	2,035,000	283,727	11,628,745
2027	6,715,000	2,592,292	1,530,000	256,126	11,093,418
2028-2032	36,735,000	9,826,066	5,185,000	968,094	52,714,160
2033-2037	36,955,000	3,879,828	5,390,000	422,450	46,647,278
2038-2042	7,280,000	203,829	1,370,000	36,786	8,890,615
Total	**$ 113,575,000**	**$ 29,056,112**	**$ 21,485,000**	**$ 2,983,215**	**$ 167,099,327**

Business-Type Activities	**Revenue Bonds**		***Loans Payable***		
Year ended September 30:	***Principal***	***Interest***	***Principal***	***Interest***	**Total**
2023	1,735,000	1,578,835	1,749,039	243,440	5,306,314
2024	1,820,000	1,503,242	1,777,725	214,754	5,315,721
2025	1,895,000	1,424,128	1,806,937	185,542	5,311,607
2026	1,965,000	1,341,434	1,836,685	155,794	5,298,913
2027	2,055,000	1,255,035	1,322,285	125,500	4,757,820
2028-2032	11,705,000	4,833,931	4,039,171	476,292	21,054,394
2033-2037	12,340,000	2,063,542	4,230,860	262,674	18,897,076
2038-2042	2,475,000	61,875	2,949,809	57,503	5,544,187
Total	**$ 35,990,000**	**$ 14,062,022**	**$ 19,712,511**	**$ 1,721,499**	**$ 71,486,032**

Note: The total difference between the Long Term Obligations and the summary is the capital lease. Only the principal amount should be compared with the outstanding debt.

Principal and Interest by Fund

Governmental Activities	Fund Number	Principal	Interest	Total
General Fund	001			
Portable & Mobile Radios Lease 2017		267,592	3,088	270,680
Firefighter Equipment Lease 2019		82,318	866	83,184
BOA Siemens Lease 2022		260,770	118,317	379,087
Total General Fund 001		**610,680**	**122,271**	**732,951**
Debt Service Fund	201			
Series 2019A Special Obligation Revenue Note - Tax Exempt		240,000	79,368	319,368
Series 2019B Special Obligation Revenue Note - Taxable		210,000	98,235	308,235
Series 2021B Special Obligation Revenue Note		480,000	133,718	613,718
Series 2021C Special Obligation Revenue Note		1,075,000	27,567	1,102,567
Total Debt Service Fund		**2,005,000**	**338,888**	**2,343,888**
Debt Service Fund	203			
CIP Revenue Bond Refunding 2015		3,685,000	2,254,350	5,939,350
Total Debt Service Fund		**3,685,000**	**2,254,350**	**5,939,350**
Debt Service Fund	205			
Special Obligation Bonds Series 2021		2,800,000	984,890	3,784,890
Total Debt Service Fund 205		**2,800,000**	**984,890**	**3,784,890**
Information Technology Fund	504			
Cisco Network Switch Lease 2021		747,804	—	747,804
Total Information Technology Fund		**747,804**	**—**	**747,804**
Total Governmental Activities		**9,848,484**	**3,700,399**	**13,548,883**
Business-Type Activities				
Utility Fund	410			
Utility System Refunding Revenue Bond 2017		1,231,250	1,296,260	2,527,510
Utility System Refunding Revenue Bond 2015		570,000	187,242	757,242
Collection & Transmission Facilities - DW060801		327,214	59,441	386,655
2018 Drinking Water - DW060820		1,504,486	330,623	1,835,109
Total Utility Fund		**3,632,950**	**1,873,566**	**5,506,516**
CIAC Fund	414			
State Revolving Loan - Historic Miramar Improv - Phase III - WW		18,439	7,390	25,829
State Revolving Loan - East Miramar Infrastructure		467,974	32,708	500,682
Total CIAC Fund		**486,413**	**40,098**	**526,511**
Stormwater Management Fund	415			
Utility System Refunding Revenue Bond 2017		18,750	19,740	38,490
State Revolving Loan - Historic Miramar Improv - Phase III - SW		13,926	4,107	18,033
State Revolving Loan - East Miramar Infrastructure		550,246	38,459	588,705
2018 Historic Miramar Drainage - DW060840		37,310	18,403	55,713
Collection & Transmission Facilities - DW060801		399,928	72,649	472,577
Total Stormwater Fund		**1,020,160**	**153,358**	**1,173,518**
Total Business-Type Activities		**5,139,523**	**2,067,022**	**7,206,545**
Total All Funds		**14,988,007**	**5,767,421**	**20,755,428**

Note: This schedule is from October 1, 2023 to September 30, 2023.

Consolidated Budget Summary

REVENUES	GENERAL FUND	BILLBOARD REVENUE	ECONOMIC DEVELOPMENT	SPECIAL REVENUE	DEBT SERVICE	CAPITAL PROJECTS	UTILITY ENTERPRISE FUNDS	STORMWATER FUND	INTERNAL SERVICE	TOTAL ALL FUNDS
Taxes: Millage per $1,000										
Ad Valorem Taxes 7.1172	97,355,304	—	—	—	—	—	—	—	—	97,355,300
Utility Taxes	12,665,000	—	—	—	—	—	—	—	—	12,665,000
Communications Service Tax	4,100,000	—	—	—	—	—	—	—	—	4,100,000
Local Business Tax	2,200,000	—	—	—	—	—	—	—	—	2,200,000
Insurance Premium Tax	2,700,000	—	—	—	—	—	—	—	—	2,700,000
Franchise Fees	10,610,129	—	—	—	—	—	—	—	—	10,610,129
Licenses and Permits	8,351,000	—	—	—	—	728,749	928,641	6,735,424	—	16,743,814
Special Assessment	26,400,000	—	—	—	—	—	—	—	—	26,400,000
Intergovernmental	20,117,700	—	—	8,361,960	—	3,892,200	—	—	90,000	32,461,860
Charges for Services	23,587,136	825,000	50,000	1,741,200	—	—	64,073,400	50,088	—	90,326,824
Fines and Forfeitures	446,900	—	—	10,400	—	—	—	—	—	457,300
Miscellaneous Revenue	4,244,553	100	—	400	13,030	588,751	1,780,300	284,500	—	6,911,634
Internal Service Charges	—	—	—	—	—	—	—	—	44,614,200	44,614,200
TOTAL SOURCES	**$212,777,718**	**$825,100**	**$50,000**	**$10,113,960**	**$13,030**	**$5,209,700**	**$66,782,341**	**$7,070,012**	**$44,704,200**	**$347,546,061**
Transfers in	3,813,800	—	—	—	12,058,670	6,179,600	530,700	—	—	22,582,770
Fund Bal./Reserves/Net	300,000	1,300,000	—	—	—	1,967,975	2,190,335	—	5,251,300	11,009,610
TOTAL REVENUES, TRANSFERS & BALANCES	**$216,891,518**	**$2,125,100**	**$50,000**	**$10,113,960**	**$12,071,700**	**$13,357,275**	**$69,503,376**	**$7,070,012**	**$49,955,500**	**$381,138,441**
EXPENDITURES										
City Commission	2,021,525	—	—	—	—	—	—	—	—	2,021,525
Office of the City Manager	5,245,600	—	—	—	—	—	—	—	—	5,245,600
Human Resources	4,216,700	—	—	—	—	—	—	—	—	4,216,700
Legal	960,000	—	—	—	—	—	—	—	—	960,000
Office of the City Clerk	1,161,305	—	—	—	—	—	—	—	—	1,161,305
Marketing	3,021,685	—	—	—	—	—	—	—	—	3,021,685
Financial Services	6,538,300	—	—	—	—	—	2,316,000	—	—	8,854,300
Procurement	1,644,240	—	—	—	—	—	—	—	—	1,644,240
Management & Budget	1,923,500	—	—	—	—	—	—	—	—	1,923,500
Police	63,119,719	—	—	1,476,800	—	—	—	—	—	64,596,519
Fire-Rescue	46,151,338	—	—	3,500	—	—	—	—	—	46,154,838
Building, Planning & Zoning	7,863,018	—	—	1,420,060	—	—	—	—	—	9,283,078
Economic Development & Housing	2,485,407	—	50,000	6,000,000	—	—	—	—	—	8,535,407
Public Works	12,324,630	—	—	—	—	—	—	—	—	12,324,630
Parks & Recreation	18,695,890	—	—	—	—	—	—	—	—	18,695,890
Social Services	8,901,618	—	—	—	—	—	—	—	—	8,901,618
Cultural Affairs	4,890,589	—	—	—	—	—	—	—	—	4,890,589
Utilities	—	—	—	—	—	—	38,649,460	—	—	38,649,460
Stormwater	—	—	—	—	—	—	—	3,702,950	—	3,702,950
Capital Improvement	—	—	—	—	—	8,095,400	8,905,000	420,000	—	17,420,400
Debt Service	749,700	—	—	—	12,068,200		6,165,000	1,117,700	747,800	20,848,400
Non-Departmental	8,413,286	—	—	—	3,500	9,675	11,172,816	—	27,468,400	47,067,677
Internal Services	—	—	—	—	—	—	—	—	21,659,300	21,659,300
TOTAL EXPENDITURES	$200,328,050	$0	$50,000	$8,900,360	$12,071,700	$8,105,075	$67,208,276	$5,240,650	$49,875,500	$351,779,611
Transfers Out	14,625,970	2,125,100	—	1,141,900	—	4,159,100	530,700	—	—	22,582,770
Fund Bal./Reserves/Net Assets	1,937,498	—	—	71,700	—	1,093,100	1,764,400	1,829,362	80,000	6,776,060
TOTAL APPROPRIATED EXPENDITURES, TRANSFERS, RESERVES & BALANCES	**$216,891,518**	**$2,125,100**	**$50,000**	**$10,113,960**	**$12,071,700**	**$13,357,275**	**$69,503,376**	**$7,070,012**	**$49,955,500**	**$381,138,441**

The City of Miramar has a single budget document which includes all the budgeted funds and service programs. It is prepared to provide a comprehensive overview of the City's services and financial framework for the understanding of the public.

There are 35 budgeted funds in six (6) categories: General Fund, Special Revenue Funds, Debt Service Funds, Capital Projects Funds, Enterprise Funds and Internal Service Funds that are within this document. This section of the budget document is comprised of the Summary of the Budgeted Funds.

Fund Number	Fund Title
001	*General Fund*
005	Billboard Revenue (Sub-Fund)
006	Economic Development (Sub-Fund)
	Special Revenue Funds (9):
110	Police Education
145	Public Safety Outside Services
160	Law Enforcement Trust
162	Federal Grants
163	State & County Grants
164	Neighborhood Stabilization Program (NSP)
166	State Housing Initiative Partnership (SHIP) Program
167	Community Development Block Grant (CDBG)
170	Affordable Housing Trust
	Debt Service Funds (4):
201	Debt Service
203	Capital Improvement Revenue Bonds-2015
204	CIP Bonds-2013
205	Taxable Special Obligation Refunding Bonds Series 2021
	Capital Projects Funds (11):
380	Police CIP
381	Fire & EMS CIP
385	Street Construction & Maintenance
387	Park Development
388	CIP Revenue Bonds-2013
389	2017 CIP Loan
391	2020 CIP Loan-Non-Taxable
392	2020 CIP Loan-Taxable
393	CIP Grants
394	2022 CIP Loan
395	Capital Projects
	Enterprise Funds (4):
410	Utility Fund
413	Utility Construction Revenue Bonds
414	Contribution in Aid of Construction (CIAC)
415	Stormwater Management
	Internal Service Funds (4):
501	Health Insurance
502	Risk Management
503	Fleet Maintenance
504	Information Technology

Other funds not included in the budget but listed in the audited financial statements are the Fiduciary Funds, in which the City holds assets in a trustee capacity.

The FY24 total combined adopted budget for all funds is $381,138,441. This represents an increase of $25,924,388 or 7.3% above last year's adopted budget.

Summary of All Funds

Fund	FY 2023 Budget	FY 2024 Budget	$ Amt. Increase/ (Decrease)	% Change
General Fund	$ 202,208,919	$ 216,891,518	$ 14,682,599	7.3%
Billboard Revenue (Sub-Fund)	825,100	2,125,100	1,300,000	157.6%
Economic Development (Sub-Fund)	50,000	50,000	—	—%
Special Revenue Funds	5,332,030	10,113,960	4,781,930	89.7%
Debt Service Funds	12,177,800	12,071,700	(106,100)	-0.9%
Capital Projects Funds	11,446,802	13,357,275	1,910,473	16.7%
Enterprise Funds	66,053,402	67,201,676	1,148,274	1.7%
Other Enterprise Funds	11,243,600	9,371,712	(1,871,888)	-16.6%
Internal Service Funds	45,876,400	49,955,500	4,079,100	8.9%
Sub-total	355,214,053	381,138,441	25,924,388	7.3%
Less Internal Svcs Funds & Transfers	(68,690,772)	(72,538,270)	(3,847,498)	5.6%
Total All Funds	**$ 286,523,281**	**$ 308,600,171**	**$ 22,076,890**	**7.7%**

Summary of Changes to All Budgetary Funds

The following summary indicates the increase/decrease for each fund expenditure compared to the FY23 adopted budget.

Fund	Total	Operating	Capital Improvement	Transfer/ Reserve	Debt Service
General Fund	$ 14,682,599	$ 13,219,303	$ —	$ 1,586,996	$ (123,700)
Billboard Revenue (Sub-Fund)	1,300,000	—	—	1,300,000	—
Economic Development (Sub-Fund)	—	—	—	—	—
Police Education	200	200	—	—	—
Public Safety Outside Svcs	71,700	—	—	71,700	—
Federal Grants	(2,000,000)	—	—	(2,000,000)	—
CDBG Program	710,030	710,030	—	—	—
Affordable Housing Trust	6,000,000	6,000,000	—	—	—
Debt Service	31,700	100	—	—	31,600
Capital Improvement Rev Bonds	(172,800)	1,100	—	—	(173,900)
CIP Bonds 2013	(2,071,100)	(500)	—	—	(2,070,600)
Tax. Spec. Obligation Bonds 2021	2,106,100	—	—	—	2,106,100
Police CIP	65,475	175	—	65,300	—
Fire & EMS CIP	78,600	100	—	78,500	—
Street Construction & Maintenance	(656,500)	500	(1,400,000)	743,000	—
Park Development	333,500	500	1,648,000	(1,315,000)	—
CIP Bonds 2013	8,300	300	—	8,000	—
2017 CIP Loan	239,800	500	250,000	(10,700)	—
2020 CIP Loan - Non-Taxable	44,200	300	100,000	(56,100)	—
2020 CIP Loan - Taxable	98,300	300	—	98,000	—
2022 CIP Loan	20,900	—	—	20,900	—
Capital Projects	1,677,898	700	1,513,468	163,730	—
Utility	1,148,274	3,357,951	(2,230,677)	—	21,000
Contribution in Aid of Construction	(1,998,100)	2,100	(2,000,000)	—	(200)
Stormwater Management	126,212	344,950	320,000	(538,338)	(400)
Health Insurance	84,100	84,100	—	—	—
Risk Management	1,748,000	1,748,000	—	—	—
Fleet Maintenance	2,148,600	2,148,600	—	—	—
Information Technology	98,400	131,300	—	—	(32,900)
Totals Including Transfers	$ 25,924,388	$ 27,750,609	$ (1,799,209)	$ 215,988	$ (243,000)
Less Transfers & Internal Svc Funds:	—	—	—	—	—
General Fund & Sub-Funds	(2,749,498)	—	—	(2,749,498)	—
Special Revenue Funds	2,000,000	—	—	2,000,000	—
Capital Projects Funds	981,100	—	—	981,100	—
Utility Funds	—	—	—	—	—
Internal Service Funds	(4,079,100)	(4,112,000)	—	—	32,900
Total	**$ 22,076,890**	**$ 23,638,609**	**$ (1,799,209)**	**$ 447,590**	**$ (210,100)**

All Funds Revenues & Expenditures Comparison by Category

Sources	FY 2023 Budget	FY 2024 Budget	$ Amt Increase/ (Decrease)	% Change	% of Budget
General Taxes	$ 108,067,016	$ 119,020,300	$ 10,953,284	10.1%	38.6%
Permits, Fees, Special Assessment	52,165,591	53,753,943	1,588,352	3.0%	17.4%
Intergovernmental Revenue	25,253,710	26,371,860	1,118,150	4.4%	8.5%
Charges for Services	77,177,914	90,326,824	13,148,910	17.0%	29.3%
Fines & Forfeitures	663,300	457,300	(206,000)	-31.1%	0.1%
Miscellaneous Revenue	5,339,535	6,911,634	1,572,099	29.4%	2.2%
Appropriation of Fund Balance	17,856,215	11,758,310	(6,097,905)	-34.2%	3.8%
Total	**$ 286,523,281**	**$ 308,600,171**	**$ 22,076,890**	**7.7%**	**100.0%**
Uses					
Personnel Services	$ 164,024,025	$ 173,734,425	$ 9,710,400	5.9%	56.3%
Operating Expense	71,264,632	77,004,231	5,739,599	8.1%	25.0%
Capital Outlay	4,147,145	6,272,055	2,124,910	51.2%	2.0%
Grants & Aids	383,700	6,447,400	6,063,700	1580.3%	2.1%
Capital Improvement Program	19,219,609	17,420,400	(1,799,209)	-9.4%	5.6%
Depreciation	—	—	—	—%	—%
Debt Service	20,310,700	20,100,600	(210,100)	-1.0%	6.5%
Reserves	4,484,070	4,931,660	447,590	10.0%	1.6%
Other Uses	2,689,400	2,689,400	—	—%	0.9%
Total	**$ 286,523,281**	**$ 308,600,171**	**$ 22,076,890**	**7.7%**	**100.0%**

Department Expenditure Budget Variance

The following table is an expenditure comparison of each department's FY24 adopted budget versus the FY23 adopted budget; including salaries and benefits, departmental operating expenses and departmental capital outlay. This does not include Capital Improvement projects or non-departmental projects.

Department	FY 2023 Budget	FY 2024 Budget	$ Amt Increase/ (Decrease)	% Change	% of Budget
City Commission	$ 1,907,925	$ 2,021,525	$ 113,600	6.0%	0.8%
Office of the City Manager	4,383,450	5,245,600	862,150	19.7%	2.0%
Human Resources	3,774,700	4,216,700	442,000	11.7%	1.6%
Legal	960,000	960,000	—	0.0%	0.4%
Office of the City Clerk	1,372,855	1,161,305	(211,550)	-15.4%	0.5%
Marketing	2,586,500	3,021,685	435,185	16.8%	1.2%
Financial Services	5,929,800	6,538,300	608,500	10.3%	2.5%
Procurement	1,506,350	1,644,240	137,890	9.2%	0.6%
Management & Budget	2,133,800	1,923,500	(210,300)	-9.9%	0.7%
Police	59,558,752	63,119,719	3,560,967	6.0%	24.5%
Fire-Rescue	43,086,220	46,151,338	3,065,118	7.1%	17.9%
Building, Planning & Zoning	7,350,318	7,863,018	512,700	7.0%	3.1%
Economic Dev & Housing	2,455,170	2,485,407	30,237	1.2%	1.0%
Public Works	11,351,900	12,324,630	972,730	8.6%	4.8%
Parks & Recreation	17,147,114	18,695,890	1,548,776	9.0%	7.3%
Social Services	8,597,118	8,901,618	304,500	3.5%	3.5%
Cultural Affairs	4,407,789	4,890,589	482,800	11.0%	1.9%
Fin Svcs-Utility Billing	2,058,600	2,316,000	257,400	12.5%	0.9%
Utilities	36,122,700	38,649,460	2,526,760	7.0%	15.0%
PW-Stormwater Management	3,358,000	3,702,950	344,950	10.3%	1.4%
HR-Health Insurance	2,209,000	3,086,600	877,600	39.7%	1.2%
HR-Risk Management	525,500	548,000	22,500	4.3%	0.2%
PW-Fleet Maintenance	6,738,100	8,886,100	2,148,000	31.9%	3.5%
Information Technology	9,007,300	9,138,600	131,300	1.5%	3.5%
Total	**$ 238,528,961**	**$ 257,492,774**	**$ 18,963,813**	**8.0%**	**100.0%**

General Fund

The General Fund is the City's primary operating fund. It is used to account for financial resources and expenditures of the general government, except those required to be accounted for in another fund.

Revenues
The revenues available for allocation, including inter-fund transfers, are $216.9 million. This represents an increase of $14.7 million, or 7.3%. This increase is primarily due to the taxable value increase effect on Ad Valorem Property Tax and more normalization of revenue sources post COVID-19.

General Government Taxes
Ad valorem taxes represent a levy on the assessed value of real and personal property and is the largest component of General Government Taxes. The amount budgeted for ad valorem taxes is based on the July 1st, 2023 Certificate of Taxable Value received from the Broward County Property Appraiser's Office. Property tax values increased from $12.505 billion to $14.059 billion, an increase of $1.6 billion or 12.43%. The ad valorem tax rate will remain at 7.1172. The ad valorem tax levy (excluding delinquencies) for FY24 is estimated to be $96.1 million, or a $10.1 million increase from FY23.

Permits, Fees, & Special Assessments
This category includes charges for development related permits, assessments and franchise fees. The $4.3 million increase in this category is due to projected increases in Fire Protection revenues. The Fire Protection Assessment rates that were developed from the latest completed study update are set at the full cost for the provision of fire protection.

Intergovernmental Revenues
This category represents funds received from other governmental sources such as, State Revenue Sharing, and Half-Cent Sales Tax. These are projected to increase by $2.3 million.

Charges for Services
This category represents charges for services rendered by General Fund operations. This category increased by $1.7 million due to various increases in recreational and community services activities as a result of revenue stream normalization post COVID-19.

Fines and Forfeitures
This category represents fines and forfeitures related to Code violations, a portion of traffic court fines, and parking related fines. Total revenues are projected to decrease slightly due to revised estimates for Local Ordinance Violations and Traffic Court Fines.

Miscellaneous Revenues
This category represents revenues not categorized in other areas. This category increased by $0.6 million due to increases in interest earning estimates in FY24.

Transfers
This represents transfers in from Public Safety Outside Services, Federal and State Grants, Street Construction and Maintenance and Billboard Revenue funds.

Appropriation of Fund Balance/Reserves
Fund balance is used to cover shortfall of revenues when compared to expenses.

Revenue Comparison by Category

Sources	FY 2023 Budget	FY 2024 Budget	$ Amt Increase/ (Decrease)	% Change	% of Budget
General Taxes	$ 108,067,016	$ 119,020,300	$ 10,953,284	10.1%	54.9%
Permits, Fees, Special Assessment	41,029,491	45,361,129	4,331,638	10.6%	20.9%
Intergovernmental Revenue	17,808,780	20,117,700	2,308,920	13.0%	9.3%
Charges for Services	21,878,414	23,587,136	1,708,722	7.8%	10.9%
Fines & Forfeitures	652,900	446,900	(206,000)	-31.6%	0.2%
Miscellaneous Revenue	3,659,295	4,244,553	585,258	16.0%	2.0%
Transfers	5,701,000	3,813,800	(1,887,200)	-33.1%	1.8%
Appropriation of Fund Balance	3,412,023	300,000	(3,112,023)	-91.2%	0.1%
Total	**$ 202,208,919**	**$ 216,891,518**	**$ 14,682,599**	**7.3%**	**100.0%**

Expenditures
The FY24 General Fund expenditures total approximately $216.9 million. This represents an increase of $14.7 million or 7.3% compared to the FY23 adopted budget. This budget increase is primarily attributed to increases in the Personnel Services category due to contractual increases, health care premium increases and rising pension costs. The Department Capital Outlay category also increased due to the vehicle replacement reserve funding.

Personnel Services
The General Fund includes a total of 932.10 FTEs. This category increased by $7.3 million over last year. As referenced above, the primary components of salaries & benefits increase are the anticipated increases in salaries for collective bargaining agreements and increased health insurance and pension costs.

Operating Expenses
This expenditure category increased by $4.0 million. These expenses include operating supplies, professional/contractual services, internal service allocated charges, marketing and promotions, repairs and maintenance.

Departmental Capital Outlay
The budget for FY24 is $5.4 million, an increase of $1.8 million. This increase is due to the continuation of the Vehicle Replacement reserve funding.

Grants and Aids
Grants and Aids increased by $53,700 to $377,400.

Capital Improvement
No Capital Improvement was budgeted directly in the General Fund this fiscal year.

Debt Service
This includes principal and interest payments for capital lease/purchase financing for the Siemens energy savings project, mobile and portable radios, the firefighter self contained breathing apparatus and the back-up radio system equipment.

Transfers
Transfers out to other funds increased by $1.4 million. These are transfers to various Debt Service funds to pay for debt service obligations for the General Fund.

Appropriated Fund Balance (Reserves)
Appropriated fund balance increased by $137,498 to $1,937,498 in FY24. These appropriations are revenues above the expense levels that will be appropriated back to fund balance in order to fund the Pension Trust Fund, emergency preparedness, and unassigned fund balances.

Expenditure Comparison by Category

Expenditures	FY 2023 Budget	FY 2024 Budget	$ Amt Increase/ (Decrease)	% Change	% of Budget
Personnel Services	$ 138,887,125	$ 146,202,425	$ 7,315,300	5.3%	67.4%
Operating Expense	42,707,377	46,719,270	4,011,893	9.4%	21.5%
Capital Outlay	3,515,845	5,354,255	1,838,410	52.3%	2.5%
Grants & Aids	323,700	377,400	53,700	16.6%	0.2%
Total Operating Expenditure	**$ 185,434,047**	**$ 198,653,350**	**$ 13,219,303**	**7.1%**	**91.6%**
Capital Improvement Program	—	—	—	—%	—%
Debt Service	873,400	749,700	(123,700)	-14.2%	0.3%
Reserves	1,800,000	1,937,498	137,498	7.6%	0.9%
Transfers	13,176,472	14,625,970	1,449,498	11.0%	6.7%
Other Uses	925,000	925,000	—	—%	0.4%
Total	**$ 202,208,919**	**$ 216,891,518**	**$ 14,682,599**	**7.3%**	**100.0%**

Billboard Revenue Sub-Fund

This sub-fund of the General Fund was created to track the revenues from the four (4) billboards that the City of Miramar currently licenses on City property.

Economic Development Sub-Fund

This sub-fund of the General Fund was established in Fiscal Year 2018 (Resolution No. 18-146) to support Historic Miramar improvements and redevelopment initiatives, as well as other citywide economic development efforts. This dedicated funding source supports economic development activities to diversify Miramar's tax base to enhance economic competitiveness and resilience; expand urban innovation and revitalization activities; leverage Miramar's cultural arts, entertainment and sports assets; create a unique sense of place in Miramar, and tie together Miramar's distinct neighborhood subareas into a cohesive city.

Special Revenue Funds

These funds were established to account for restricted revenues that are committed to expenditures for a specific purpose other than debt service or capital projects. The City has the following nine (9) Special Revenue Funds:

Police Education

This fund is used to account for revenues and expenditures associated with the two dollars ($2) the City receives from each paid traffic citation, which by State Statute, must be used to further City's Police Officers' education. The amount budgeted for FY24 is $10,800. This will be used for various state approved training programs throughout the year.

Public Safety Outside Services

This fund was established to account for revenues and expenditures associated with services provided by off duty Police Officers and Firefighters for private customer details to various businesses and homeowner associations. The amount budgeted increased to $1,741,200 in FY24.

Law Enforcement Trust

This fund is used to account for the awards provided for by the State government and Federal agencies related to confiscated and forfeited contraband found during police operations. Due to the unpredictable nature of funding sources/uses, no funds will be budgeted for FY24. However, if the need arises for the use of funds, City Commission approval is required.

Federal Grants

This fund is used to account for any Federal grants received by the City. The City is anticipating to receive $630,655 from the Area Agency on Aging for senior programs and transportation.

State & County Grants

This fund was established to account for funds the City receives from the State or County for grant related projects. $311,245 is anticipated to be received from the County for water safety programs, the Maximizing Out-of-School Time (MOST), and the Local Service Program (LSP) related to the City of Miramar/South Central/Southeast Focal Point Senior Center.

Neighborhood Stabilization Program (NSP)

This fund was created mid-year FY09 to account for funds received from the Federal Government related to the Housing & Economic Recovery Act. Congress created this act for the purpose of stabilizing communities that have suffered from foreclosures and abandonment. Recipients of funds stabilize communities by purchasing, rehabilitating, and redeveloping abandoned homes and residential properties. No additional grant funds are anticipated for FY24.

State Housing Initiatives Partnership Program (S.H.I.P.)

This is an ongoing program and funds not used in one year can be used in subsequent years. No funds are budgeted for FY24.

Community Development Block Grant (CDBG)

This fund was established to account for Federal Grants received from the United States Department of Housing and Urban Development (H.U.D). These funds are designated to provide financial assistance to the community to improve the overall quality of life. It includes a Micro Enterprise program and provides assistance to both homeowners and owners of commercial property. A Community Outreach program is also included to assist qualified applicants with counseling and referrals to other agencies. This is a reimbursement grant and an ongoing program. Funds not used in one year are rolled over to the next year. The FY24 budget is at $1,420,060.

Affordable Housing Trust Fund

Funds deposited in the Trust Fund shall be used to provide loans and grants for projects to create and sustain affordable housing for income eligible persons/ families, including renters and homeowners. Provide assistance through production, acquisition, rehabilitation and preservation of land and/or housing units for rental and homeownership activities.

Debt Service Funds

These four (4) funds were established to account for the servicing of general long-term debt not being financed in Proprietary Funds.

Debt Service

This fund contains the FY 2019 and FY 2021 CIP Loans that were used to fund various CIP projects. The total debt service for FY24 is approximately $2.3 million.

Capital Improvement Rev. Bonds 2015

This fund is used to account for the debt service for the Capital Improvement Refunding Revenue Bonds, Series 2015. This revenue bond replaced the $93 million CIP Revenue Bond, Series 2005. The annual debt service for the CIP Bonds, Series 2015 is budgeted at approximately $5.9 million in FY24.

CIP Revenue Bonds 2013

This fund was established to account for the debt service for the Capital Improvement Revenue Bonds, Series 2013. The CIP Revenue Bonds 2013 was paid in full on 10/1/2022 by way of the City's Taxable Special Obligation Refunding Bond 2021.

Taxable Special Obligation Refunding Bonds 2021

This fund was established to refund the Special Obligation Refunding and Improvement Revenue Bonds 2013. The FY24 debt service amount is $3.8 million.

Capital Projects Funds

These eleven (11) funds were established to centralize capital improvement projects appropriately.

Police CIP

This fund was established to account for police impact fees derived from new development and restricted by ordinance for police related capital improvements. Funding will assist the City to provide police related capital improvements required by the growth of development.

Police Memorial Ribbon Cutting

Fire & EMS CIP

This fund was established to account for fire and emergency medical services impact fees derived from new development and restricted by Ordinance for Fire and Emergency Medical Services Capital Improvements. Funding will assist the City to provide fire and emergency services capital improvements required by the growth of development.

Street Construction & Maintenance

Street Construction & Maintenance: In accordance with State Statute 336.59, this fund was established to account for the City's portion of state revenue sharing and local option gas tax. Funds are restricted for transportation facilities and for road and street improvement and maintenance within the City. Funds which are related to the payment of the debt service on the Transportation Improvement Revenue, Note 2012 and Special Obligation Refunding Bond 2021 will be transferred to the respective Debt Service Funds, while funds related to street maintenance and transit operations will be transferred to the General Fund. Based on this, $578,900 will be transferred to the Debt Service Fund, $288,500 will be transferred to the Capital Improvement Revenue Bonds 2015 Fund, $68,600 will be transferred to the Spec. Oblig. Ref. Bonds 2021 and $2,301,500 will be transferred to the General Fund.

Park Development

Park Development: This fund was established to account for park and recreation impact fees which will be used for the acquisition and development of park and recreational facilities and sites. The budget for FY24 is $2,200,100.

CIP Revenue Bonds 2013

This fund was established to account for the proceeds of the Special Obligation Refunding and Improvement Revenue Bonds, Series 2013 which are limited in use for construction of various capital projects within the City. The FY24 budget is proposed at $13,600.

2017 CIP Loan

This fund was established in FY17 to account for loan proceeds and expenditures associated with the 2017 bank loan to be used for various capital improvement projects within the City. The FY24 adopted budget totals $251,200.

2020 CIP Loan - Non-Taxable and Taxable

These funds were established in FY 2020 (2019 Special Obligation Bond Series) to account for loan proceeds and expenditures associated with the 2020 Bank Loan to be used for various capital improvement projects within the City. The adopted budget for non-taxable and taxable are $100,800 and $160,800 respectively.

Capital Grants

This fund was established to account for capital improvements funded through grant proceeds. There are no budgeted funds in the adopted budget for FY24.

2022 CIP Loan

This fund was established to account for capital improvements funded through the 2022 CIP Loan (2021 Special Obligation Note). The FY24 budget totals $66,400.

Capital Projects

This fund was established to account for financial resources for the acquisition and/or construction of major capital assets within the City, except for those financed by proprietary funds. For FY24, $6,299,700 is set aside for this purpose.

Note: Please see Capital Projects Funds section for details.

Enterprise Funds

Utility Fund

This is a self-supporting fund which does not receive funding from property taxes. This fund is used to account for the income and expenses of operating the City's water, wastewater system and capital improvements. The Utility Fund budget for FY24 is $67,201,676, which is a $1.1 million increase from last year.

Revenues

Charges for services is the primary source of revenue for the Utility Fund. These charges are projected to increase by $11.5 million or 21.8% (rate adjustment).

Operating Expense

Operating Expenses constitute 40.4% of the Utility Fund, which is the largest component. Operating Expenses increased by $1.0 million over last year primarily due to allocated and/or non-discretionary expense cost increases.

Departmental Capital Outlay

The total for this category is $860,900, an increase of $229,600 from last year due to machinery & equipment and vehicle purchases.

Capital Improvement Program (CIP)

The FY24 capital expenditures total $8,905,000. Note: Please see Capital Projects Funds section for details.

Revenues & Expenditures Comparison by Category

Revenues

Sources	FY 2023 Budget	FY 2024 Budget	$ Amt Increase/ (Decrease)	% Change	% of Budget
Permits, Fees, Special Assessment	$ 209,000	$ 209,800	$ 800	0.4%	0.3%
Charges for Services	52,591,400	64,073,400	11,482,000	21.8%	95.3%
Miscellaneous Revenue	1,084,000	1,539,300	455,300	42.0%	2.3%
Transfers	278,200	—	(278,200)	-100.0%	—%
Appropriation of Fund Balance	11,890,802	1,379,176	(10,511,626)	-88.4%	2.1%
Total	**$ 66,053,402**	**$ 67,201,676**	**$ 1,148,274**	**1.7%**	**100.0%**

Expenditures

Uses	FY 2023 Budget	FY 2024 Budget	$ Amt Increase/ (Decrease)	% Change	% of Budget
Personnel Services	$ 21,990,100	$ 24,122,000	$ 2,131,900	9.7%	35.9%
Operating Expense	26,148,125	27,144,576	996,451	3.8%	40.4%
Capital Outlay	631,300	860,900	229,600	36.4%	1.3%
Grants & Aids	—	—	—	—%	—%
Total Operating Expenditure	$ 48,769,525	$ 52,127,476	$ 3,357,951	6.9%	77.6%
Capital Improvement Program	11,135,677	8,905,000	(2,230,677)	-20.0%	13.3%
Debt Service	5,617,500	5,638,500	21,000	0.4%	8.4%
Other Uses / Reserves	—	—	—	—%	—%
Transfers	530,700	530,700	—	—%	0.8%
Total	**$ 66,053,402**	**$ 67,201,676**	**$ 1,148,274**	**1.7%**	**100.0%**

Personnel Services

FY24 Utility Fund budget includes a total of 185.00 FTE (Full-time equivalent) authorized positions. This reflects a increase of 6.00 FTEs from the FY23 Budget. This total is comprised of 183.0 full-time and 4 (2.0 FTEs) part-time budgeted positions. Expenditures for FY24 budget total $24.1 million or 35.9% of the total Utility Fund budget.

Debt Service

This is used to record the principal and interest payments of the Utility System Refunding Revenue Bonds, Series 2015, the Utility System Series 2017 Bond and two new State Revolving Loans.

Transfers

This represents Utility Fund transfer of $530,700 to CIAC Fund 414.

Utility Construction Revenue Bonds

Utility Construction Revenue Bonds: This fund was established to account for the proceeds and expenditures associated with a proposed Utilities Revenue Bond to be issued for Capital Projects. No new projects are budgeted for FY24.

Contribution in Aid of Construction (CIAC)

This fund was established to account for impact fees received from new development and restricted by Ordinance to be used for Capital Improvements for the City's water and wastewater infrastructure needs. The budgeted amount for FY24 is $2,301,700 compared to $4,299,800 last year.

Stormwater Management

This fund was established to account for Stormwater revenues and related expense activities. The budgeted amount for FY24 is $7,070,012 which is an increase from last year's budget of $6,943,800.

Internal Service Funds

These four (4) funds were created to account for the financing of self insurance activities, fleet maintenance and information technology services provided to the other City funds on a cost reimbursement basis.

Health Insurance

This fund was established to account for the City's health, vision and dental plans and self-funded insurance program.

This fund also includes the City's benefits administration and wellness programs that encourage employees to adopt healthy habits through education, incentives and an on-site clinic. Funds collected in this fund are comprised of charges to City departments and City employees for health care insurance premiums and internal service charges. The budget for FY24 totals $18,921,900.

Risk Management

This fund was established to account for the City's self-insured general liability, property and workers' compensation coverage. All funds are billed for actual premium costs and estimated claims to maintain adequate reserves. The total budget for FY24 is $12,179,300, which is $1,748,000 higher than last year's budget.

Fleet Maintenance

This fund was established to account for revenues and expenses of the City's maintenance garage facility used to maintain the City's various vehicle fleets. Fleet maintenance provides services to other departments of the City on a cost-reimbursement basis. The total budget for FY24 is $8,967,900 which represents a $2.1 million increase from last year.

Information Technology

This fund was established to account for the City's information resources and related information technology services which includes leased computers, land lines, internet, computer support, telephone, audio visual, cybersecurity, public safety technology support and data needs for all departments. The FY24 budget is 9,886,400, which represents an increase of $98,400 from last year.

All Funds Revenue Summary

Fund #	Fund Name	FY 2021 Actual	FY 2022 Actual	FY 2023 Budget	FY 2023 Revised	FY 2024 Budget	% Change
001	**General Fund**	$187,378,414	$206,867,503	$202,208,919	$207,964,736	$216,891,518	7.3%
002	General Donations Fund	72,609	150,925	—	—	—	0.0%
005	Billboard Revenue (Sub-Fund)	615,264	1,307,360	825,100	825,100	2,125,100	157.6%
006	Economic Development(Sub-Fund)	1,083,468	181,335	50,000	750,000	50,000	0.0%
	Special Revenue Funds						
110	Police Education	30,482	8,188	10,600	10,600	10,800	1.9%
145	Public Safety Outside Services	1,482,534	1,446,067	1,669,500	1,669,500	1,741,200	4.3%
160	Law Enforcement Trust	128,799	60,497	—	1,193,643	—	—%
162	Federal Grants	17,531,353	7,824,687	2,630,655	12,098,477	630,655	-76.0%
163	State & County Grants	306,780	422,257	311,245	2,030,434	311,245	—%
164	Neighborhood Stabilization Prog.	11,479	573,368	—	661,227	—	—%
166	S.H.I.P. Program	115,519	804,303	—	3,480,247	—	0.0%
167	CDBG/Outreach Program	671,148	1,141,943	710,030	3,058,429	1,420,060	100.0%
170	Affordable Housing Trust	268,500	3,000,000	—	6,070,000	6,000,000	0.0%
	Debt Service Funds						
201	Debt Service	2,097,190	7,781,809	2,312,700	2,312,700	2,344,400	1.4%
203	Capital Improvement Rev Bonds 15	5,275,836	6,298,668	6,115,200	6,115,200	5,942,400	-2.8%
204	CIP Bonds 2013	4,755,214	2,663,393	2,071,100	2,071,100	—	-100.0%
205	Tax. Spec. Obligation Bonds 2021	51,000,000	671,900	1,678,800	1,678,800	3,784,900	125.5%
	Capital Improvements (CIP) Funds						
380	Police CIP	190,861	465,806	126,200	27,800	191,675	51.9%
381	Fire & EMS CIP	169,759	426,383	101,200	301,200	179,800	77.7%
385	Street Construction & Maintenance	3,431,338	3,750,796	4,549,700	5,016,424	3,893,200	-14.4%
387	Park Development	5,134,077	3,695,438	1,866,600	5,052,131	2,200,100	17.9%
388	CIP Bonds 2013	1,756	4,767	5,300	285,945	13,600	156.6%
389	2017 CIP Loan	4,976	9,812	11,400	551,038	251,200	2103.5%
391	2020 CIP Loan-Non-Taxable	6,955	18,209	56,600	3,493,565	100,800	78.1%
392	2020 CIP Loan-Taxable	7,199	34,743	62,500	4,454,187	160,800	157.3%
393	CIP Grants	537,346	1,828,227	—	16,788,409	—	—%
394	2022 CIP Loan	—	8,071,718	45,500	7,516,332	66,400	45.9%
395	Capital Projects	5,538	3,244,594	4,621,802	9,316,344	6,299,700	36.3%
	Enterprise Funds						
410	Utility	56,565,879	57,782,413	66,053,402	95,166,217	67,201,676	1.7%
414	Contribution in Aid of Construction	4,184,509	3,258,936	4,299,800	9,564,517	2,301,700	-46.5%
415	Stormwater Management	5,470,461	5,643,550	6,943,800	21,639,541	7,070,012	1.8%
	Internal Service Funds						
501	Health Insurance	19,361,191	18,595,244	18,837,800	19,337,800	18,921,900	0.4%
502	Risk Management	7,783,582	9,559,680	10,431,300	10,431,300	12,179,300	16.8%
503	Fleet Maintenance	3,090,539	5,247,628	6,819,300	16,097,008	8,967,900	31.5%
504	Information Technology	7,986,550	8,690,513	9,788,000	10,076,253	9,886,400	1.0%
	Total Operating & Capital Budget	**$386,757,107**	**$371,532,661**	**$355,214,053**	**$487,106,203**	**$381,138,441**	**7.3%**
	Less: Transfers between funds	(30,684,700)	(29,679,833)	(22,814,372)	(23,550,809)	(22,582,770)	-1.0%
	Less: Internal Service Funds	(38,221,862)	(42,093,065)	(45,876,400)	(55,942,361)	(49,955,500)	8.9%
	Net Operating & Capital Budget	**$317,850,545**	**$299,759,763**	**$286,523,281**	**$407,613,033**	**$308,600,171**	**7.7%**

Note: FY 2023 Revised Budget Transfers-In does not reflect a $10,000 transfer in from the Law Enforcement Trust Fund (160) to the Donations Fund (002).

All Funds Expenditure Summary

Fund #	Fund Name	FY 2021 Actual	FY 2022 Actual	FY 2023 Budget	FY 2023 Revised	FY 2024 Budget	% Change
001	**General Fund**	$175,474,568	$193,722,190	$202,208,919	$207,964,736	$216,891,518	7.3%
002	General Donations Fund	54,261	177,437	—	—	—	0.0%
005	Billboard Revenue (Sub-Fund)	619,900	825,200	825,100	825,100	2,125,100	157.6%
006	Economic Development(Sub-Fund)	737,250	29	50,000	750,000	50,000	0.0%
	Special Revenue Funds						
110	Police Education	272	299	10,600	10,600	10,800	1.9%
145	Public Safety Outside Services	1,383,777	1,471,843	1,669,500	1,669,500	1,741,200	4.3%
160	Law Enforcement Trust	569,624	119,941	—	1,193,643	—	0.0%
162	Federal Grants	17,529,712	7,778,097	2,630,655	12,098,477	630,655	-76.0%
163	State & County Grants	306,780	422,257	311,245	2,030,434	311,245	0.0%
164	Neighborhood Stabilization Prog.	11,479	573,368	—	661,227	—	0.0%
166	S.H.I.P. Program	115,358	803,981	—	3,480,247	—	0.0%
167	CDBG/Outreach Program	671,148	1,141,943	710,030	3,058,429	1,420,060	100.0%
170	Affordable Housing Trust	—	—	—	6,070,000	6,000,000	100.0%
	Debt Service Funds						
201	Debt Service	2,597,111	7,756,284	2,312,700	2,312,700	2,344,400	1.4%
203	Capital Improvement Rev Bonds 15	6,292,589	6,294,859	6,115,200	6,115,200	5,942,400	-2.8%
204	CIP Bonds 2013	4,484,698	2,663,260	2,071,100	2,071,100	—	-100.0%
205	Tax. Spec. Obligation Bonds 2021	50,990,301	671,810	1,678,800	1,678,800	3,784,900	125.5%
	Capital Improvements (CIP) Funds						
380	Police CIP	291,743	465,775	126,200	27,800	191,675	51.9%
381	Fire & EMS CIP	296,651	426,276	101,200	301,200	179,800	77.7%
385	Street Construction & Maintenance	2,667,100	3,001,751	4,549,700	5,016,424	3,893,200	-14.4%
387	Park Development	928,560	3,979,416	1,866,600	5,052,131	2,200,100	17.9%
388	CIP Bonds 2013	122,945	123,899	5,300	285,945	13,600	156.6%
389	2017 CIP Loan	1,951,659	922,787	11,400	551,038	251,200	2103.5%
391	2020 CIP Loan-Non-Taxable	376,362	756,427	56,600	3,493,565	100,800	78.1%
392	2020 CIP Loan-Taxable	366,698	69,368	62,500	4,454,187	160,800	157.3%
393	CIP Grants	537,346	1,828,227	—	16,788,409	—	0.0%
394	2022 CIP Loan	—	564,169	45,500	7,516,332	66,400	45.9%
395	Capital Projects	1,099,623	1,881,799	4,621,802	9,316,344	6,299,700	36.3%
	Enterprise Funds						
410	Utility	50,590,489	58,161,620	66,053,402	95,166,217	67,201,676	1.7%
413	Utility Construction Revenue Bonds	301,074	301,074	—	—	—	0.0%
414	Contribution in Aid of Construction	174,546	194,693	4,299,800	9,564,517	2,301,700	-46.5%
415	Stormwater Management	3,327,947	3,687,514	6,943,800	21,639,541	7,070,012	1.8%
	Internal Service Funds						
501	Health Insurance	18,127,227	15,143,761	18,837,800	19,337,800	18,921,900	0.4%
502	Risk Management	5,405,120	7,822,118	10,431,300	10,431,300	12,179,300	16.8%
503	Fleet Maintenance	4,302,293	4,846,625	6,819,300	16,097,008	8,967,900	31.5%
504	Information Technology	6,699,359	7,189,163	9,788,000	10,076,253	9,886,400	1.0%
	Total Operating & Capital Budget	**$359,405,571**	**$335,789,259**	**$355,214,053**	**$487,106,203**	**$381,138,441**	**7.3%**
	Less: Transfers between funds	(30,684,700)	(29,679,833)	(22,814,372)	(23,560,809)	(22,582,770)	-1.0%
	Less: Internal Service Funds	(34,533,999)	(35,001,667)	(45,876,400)	(55,942,361)	(49,955,500)	8.9%
	Net Operating & Capital Budget	**$294,186,872**	**$271,107,759**	**$286,523,281**	**$407,603,033**	**$308,600,171**	**7.7%**

Consolidated Expenditure Summary

Fund #	Fund Name	FY 2021 Actual	FY 2022 Actual	FY 2023 Budget	FY 2023 Revised	FY 2024 Budget	% Change
	Departmental (Operating)						
001	City Commission	$ 1,774,957	$ 1,792,788	$ 1,907,925	$ 1,907,925	$ 2,021,525	6.0%
001	Office of the City Manager	4,791,359	3,858,539	4,383,450	4,980,250	5,245,600	19.7%
001	Human Resources	3,005,390	3,326,502	3,774,700	3,774,700	4,216,700	11.7%
001	Legal	791,356	837,715	960,000	960,000	960,000	0.0%
001	Office of the City Clerk	1,101,660	1,074,276	1,372,855	1,372,855	1,161,305	-15.4%
001	Marketing	—	1,995,278	2,586,500	2,717,500	3,021,685	16.8%
001	Financial Services	4,731,142	5,251,155	5,929,800	5,929,800	6,538,300	10.3%
001	Procurement	1,330,183	1,438,910	1,506,350	1,583,250	1,644,240	9.2%
001	Management & Budget	1,861,908	1,935,858	2,133,800	1,921,200	1,923,500	-9.9%
001	Police	53,598,382	57,754,894	59,558,752	59,862,895	63,119,719	6.0%
001	Fire-Rescue	44,196,130	43,667,899	43,086,220	43,403,197	46,151,338	7.1%
001	Building, Planning & Zoning	6,554,674	6,479,785	7,350,318	7,840,618	7,863,018	7.0%
001	Economic Dev & Housing	1,433,514	1,938,346	2,455,170	2,455,170	2,485,407	1.2%
001	Public Works	9,790,460	10,867,043	11,351,900	11,866,955	12,324,630	8.6%
001	Parks & Recreation	13,895,205	15,610,035	17,147,114	17,657,956	18,695,890	9.0%
001	Social Services	6,955,335	7,518,033	8,597,118	8,438,018	8,901,618	3.5%
001	Cultural Affairs	2,721,533	3,286,402	4,407,789	4,499,589	4,890,589	11.0%
002	General Donations	54,261	177,437	—	—	—	0.0%
006	Economic Development (Sub-Fund)	737,250	29	50,000	750,000	50,000	0.0%
110	Police Education	272	299	10,600	10,600	10,800	1.9%
145	Public Safety Outside Services	1,217,110	1,271,843	1,469,500	1,469,500	1,469,500	0.0%
160	Law Enforcement Trust	569,624	119,941	—	216,803	—	0.0%
162	Federal Grants	1,137,077	1,267,132	—	9,556,967	—	0.0%
163	State & County Grants	77,511	231,988	—	1,082,298	—	0.0%
164	NSP	11,479	573,368	—	618,113	—	0.0%
166	S.H.I.P. Program	115,358	803,981	—	3,480,247	—	0.0%
167	CDBG/Outreach Program	671,148	1,141,943	710,030	3,058,429	1,420,060	100.0%
170	Affordable Housing Trust	—	—	—	6,070,000	6,000,000	100.0%
410	Financial Svcs-Utility Billing	1,784,941	1,582,324	2,058,600	2,121,959	2,316,000	12.5%
410	Utilities	27,364,645	33,003,529	36,122,700	36,946,817	38,649,460	7.0%
415	Stormwater Management	2,771,479	3,011,724	3,358,000	3,489,997	3,702,950	10.3%
501	Health Fund	1,726,751	1,812,098	2,209,000	2,709,000	3,086,600	39.7%
502	Risk Management	551,169	768,161	525,500	525,500	548,000	4.3%
503	Fleet Maintenance	4,677,761	4,715,445	6,738,100	8,810,496	8,886,100	31.9%
504	Information Technology	6,458,540	6,872,235	9,007,300	9,295,553	9,138,600	1.5%
	Sub-Total	208,459,563	225,986,936	240,769,091	271,384,158	266,443,134	10.7%
	Non-Departmental						
001	Non-Departmental	5,827,430	8,318,919	6,924,286	11,551,720	7,488,286	8.1%
002	General Donations	—	—	—	—	—	
162	Federal Grants	—	—	—	100,000	—	0.0%
163	State & County Grants	—	—	—	125,000	—	0.0%
201	Debt Service	739	283	400	400	500	25.0%
203	Capital Imprvmt Rev Bonds 05	823	1,468	1,900	1,900	3,000	57.9%
204	CIP Bonds 2013	885	532	500	500	—	-100.0%
380	Police CIP	133	175	100	100	275	175.0%
381	Fire & EMS CIP	351	176	100	100	200	100.0%
385	Street Construction & Maintenance	1,204	1,155	1,000	1,000	1,500	50.0%
387	Park Development	1,229	848	1,000	1,000	1,500	50.0%
388	CIP Bonds 2013	464	448	300	300	600	100.0%

Consolidated Expenditure Summary

Fund #	Fund Name	FY 2021 Actual	FY 2022 Actual	FY 2023 Budget	FY 2023 Revised	FY 2024 Budget	% Change
389	2017 CIP Loan	496	574	700	700	1,200	71.4%
391	2020 CIP Loan - Non-Taxable	315	1,889	500	500	800	60.0%
392	2020 CIP Loan - Taxable	169	715	600	600	900	50.0%
395	Capital Projects	855	2,134	2,000	2,000	2,700	35.0%
410	Utility Fund	7,228,322	1,469,733	10,588,225	12,220,140	11,162,016	5.4%
414	Contribution in Aid of Construction	(1,048,563)	(1,614,745)	8,700	8,700	10,800	24.1%
415	Stormwater Management	(243,784)	(250,676)	—	—	—	0.0%
501	Health Insurance	16,400,477	13,331,662	16,628,800	16,628,800	15,835,300	-4.8%
502	Risk Management	4,853,951	7,053,957	9,905,800	9,905,800	11,631,300	17.4%
503	Fleet Maintenance	(1,871,274)	(1,241,457)	1,200	7,277,511	1,800	50.0%
504	Information Technology	—	103,986	—	—	—	0.0%
	Sub-Total	31,154,223	27,181,777	44,066,111	57,826,771	46,142,677	4.7%
	Debt Service						
001	General Fund	474,954	546,448	873,400	873,400	749,700	-14.2%
201-205	Debt Service Funds	64,362,251	17,383,929	12,175,000	12,175,000	12,068,200	-0.9%
394	2022 CIP Loan	—	35,000	—	—	—	0.0%
410	Utility Fund-Non Departmental	1,664,043	2,027,689	5,617,500	5,617,500	5,638,500	0.4%
414	CIAC	67,720	57,719	526,700	526,700	526,500	0.0%
415	Stormwater Management	183,054	360,093	1,118,100	1,118,100	1,117,700	0.0%
504	Information Technology	4,257	2,516	780,700	780,700	747,800	-4.2%
	Sub-Total	66,756,278	20,413,394	21,091,400	21,091,400	20,848,400	-1.2%
	Capital Improvement						
163	State & County Grants	821	—	—	—	—	0.0%
380	Police CIP	—	—	—	—	—	0.0%
381	Fire and EMS CIP	—	—	—	200,000	—	0.0%
385	Street Construction & Maintenance	—	141,096	1,400,000	1,866,724	—	-100.0%
387	Park Development	927,331	1,998,668	—	3,185,531	1,648,000	100.0%
388	CIP Bonds 2013	122,481	123,451	—	280,645	—	0.0%
389	2017 CIP Loan	1,951,163	922,213	—	539,638	250,000	100.0%
391	2020 CIP Loan-Non-Taxable	376,047	754,538	—	3,436,965	100,000	100.0%
392	2020 CIP Loan-Taxable	366,530	68,653	—	4,391,687	—	0.0%
393	CIP Grants	537,346	1,828,227	—	16,773,831	—	0.0%
394	2022 CIP Loan	—	529,169	—	7,470,832	—	0.0%
395	Capital Projects	998,768	1,879,666	4,583,932	9,278,474	6,097,400	33.0%
410	Utility Fund	1,751,589	7,573,702	11,135,677	37,729,101	8,905,000	-20.0%
414	CIAC	1,056,430	1,643,619	2,000,000	7,264,717	—	-100.0%
415	Stormwater Management	197,114	159,779	100,000	14,663,744	420,000	320.0%
	Sub-Total	8,285,621	17,622,782	19,219,609	107,081,888	17,420,400	-9.4%
	Interfund Transfers						
001	General Fund	9,684,520	15,692,401	13,176,472	13,630,872	14,625,970	11.0%
005	Billboard Revenue (Sub-Fund)	619,900	825,200	825,100	825,100	2,125,100	157.6%
145	Public Safety Outside Services	166,667	200,000	200,000	200,000	200,000	0.0%
160	Law Enforcement Trust	—	—	—	10,000	—	0.0%
162	Federal Grant	16,099,072	6,510,965	2,630,655	2,441,509	630,655	-76.0%
163	State & County Grant	228,447	190,269	311,245	823,136	311,245	0.0%
164	Neighborhood Stabilization Program	—	—	—	43,114	—	0.0%
380	Police CIP	291,610	465,600	125,900	27,500	191,400	52.0%

Consolidated Expenditure Summary

Fund #	Fund Name	FY 2021 Actual	FY 2022 Actual	FY 2023 Budget	FY 2023 Revised	FY 2024 Budget	% Change
381	Fire and EMS CIP	296,300	426,100	—	—	179,600	100.0%
385	Street Construction & Maintenance	2,665,896	2,859,500	3,148,700	3,148,700	3,237,500	2.8%
387	Park Development	—	1,979,900	1,865,600	1,865,600	550,600	-70.5%
393	CIP Grants	—	—	—	14,578	—	0.0%
395	Capital Projects	100,000	—	—	—	—	0.0%
410	Utility Fund	530,400	526,500	530,700	530,700	530,700	0.0%
414	CIAC	1,888	3,398	—	—	—	0.0%
	Sub-Total	30,684,700	29,679,833	22,814,372	23,560,809	22,582,770	-1.0%
	Other Uses						
001	General Fund	954,476	530,964	2,725,000	736,866	2,862,498	5.0%
145	Public Safety Outside Services	—	—	—	—	71,700	100.0%
160	Law Enforcement Trust	—	—	—	966,840	—	0.0%
162	Federal Grants	293,564	—	—	—	—	0.0%
170	Affordable Housing Trust	—	—	—	—	—	0.0%
380	Police CIP	—	—	200	200	—	-100.0%
381	Fire & EMS CIP	—	—	101,100	101,100	—	-100.0%
385	Street Construction & Maintenance	—	—	—	—	654,200	100.0%
387	Park Development	—	—	—	—	—	0.0%
388	CIP Bonds 2013	—	—	5,000	5,000	13,000	160.0%
389	2017 CIP Loan	—	—	10,700	10,700	—	-100.0%
391	2020 CIP Loan-Non-Taxable	—	—	56,100	56,100	—	-100.0%
392	2020 CIP Loan-Taxable	—	—	61,900	61,900	159,900	158.3%
394	2022 CIP Loan	—	—	45,500	45,500	66,400	45.9%
395	Capital Projects	—	—	35,870	35,870	199,600	456.5%
414	CIAC	—	—	1,764,400	1,764,400	1,764,400	0.0%
415	Stormwater Management	—	—	2,367,700	2,367,700	1,829,362	-22.7%
503	Fleet Maintenance	8,019	—	80,000	9,000	80,000	0.0%
	Sub-Total	1,256,059	530,964	7,253,470	6,161,177	7,701,060	6.2%
	Depreciation						
410	Utility Fund	10,266,548	11,978,142	—	—	—	0.0%
413	Utility Construction Revenue	301,074	301,074	—	—	—	0.0%
414	CIAC	97,071	104,701	—	—	—	0.0%
415	Stormwater Management	420,085	406,594	—	—	—	0.0%
503	Fleet Maintenance	1,487,787	1,372,637	—	—	—	0.0%
504	Information Technology	236,562	210,426	—	—	—	0.0%
	Sub-Total	12,809,127	14,373,573	—	—	—	0.0%
	Total	**$359,405,571**	**$335,789,259**	**$355,214,053**	**$487,106,203**	**$381,138,441**	**7.3%**

All Funds Revenues

Summary by Category	FY 2021 Actual	FY 2022 Actual	FY 2023 Budget	FY 2023 Revised	FY 2024 Budget	% Change
General Taxes	$ 93,672,318	$ 98,054,297	$108,067,016	$108,895,016	$119,020,300	10.1%
Permits, Fees, Special Assessment	55,539,317	58,223,723	52,165,591	52,067,191	53,753,943	3.0%
Intergovernmental Revenue	39,144,312	41,540,080	25,253,710	59,864,002	26,371,860	4.4%
Charges for Services	65,356,751	72,276,802	77,177,914	77,177,914	90,326,824	17.0%
Fines & Forfeitures	472,991	378,406	663,300	1,244,776	457,300	-31.1%
Miscellaneous Revenue	63,664,856	29,286,454	5,339,535	17,761,911	6,911,634	29.4%
Appropriation of Fund Balance	—	—	17,856,215	90,602,223	11,758,310	-34.2%
Total	**$317,850,545**	**$299,759,763**	**$286,523,281**	**$407,613,033**	**$308,600,171**	**7.7%**

Note: FY 2023 Revised Budget Transfers-In does not reflect a $10,000 transfer in from the Law Enforcement Trust Fund (160) to the Donations Fund (002).

FY24 All Funds Revenue Source and Percent of Total Revenues

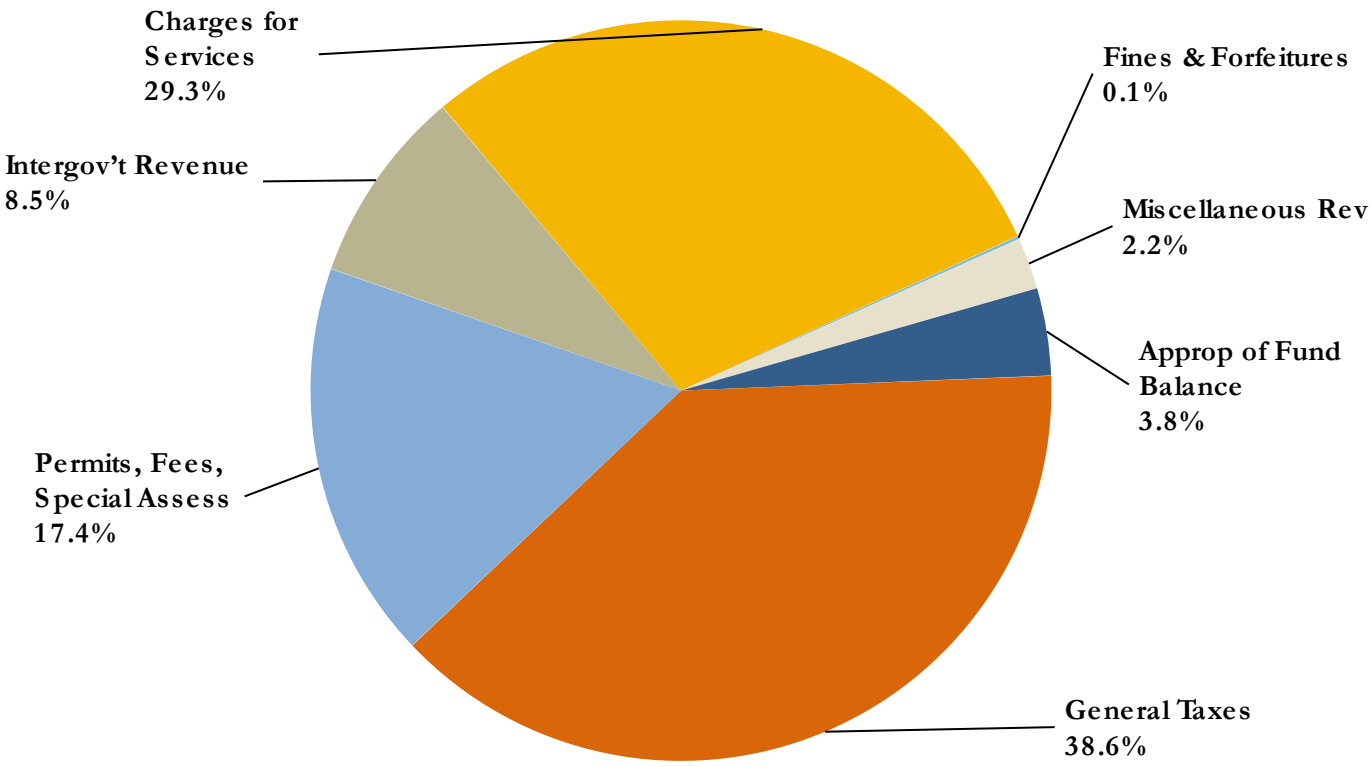

All Funds Expenditures

Summary by Category	FY 2021 Actual	FY 2022 Actual	FY 2023 Budget	FY 2023 Revised	FY 2024 Budget	% Change
Personnel Services	$150,222,479	$156,710,066	$164,024,025	$171,203,410	$173,734,425	5.9%
Operating Expense	56,435,111	65,574,444	71,264,632	84,243,448	77,004,231	8.1%
Capital Outlay	2,318,190	7,020,683	4,147,145	11,153,482	6,272,055	51.2%
Grants & Aids	955,705	491,938	383,700	7,457,928	6,447,400	1580.3%
Total Operating Expenditure	**$209,931,484**	**$229,797,131**	**$239,819,502**	**$274,058,268**	**$263,458,111**	**9.9%**
Capital Improvement Program	5,170,548	7,578,276	19,219,609	107,081,888	17,420,400	-9.4%
Depreciation	11,084,778	12,790,510	—	—	—	0.0%
Debt Service	66,752,021	20,410,878	20,310,700	20,310,700	20,100,600	-1.0%
Reserves	—	—	4,484,070	4,204,727	4,931,660	10.0%
Other Uses	1,248,040	530,964	2,689,400	1,947,450	2,689,400	0.0%
Total	**$294,186,872**	**$271,107,759**	**$286,523,281**	**$407,603,033**	**$308,600,171**	**7.7%**

FY24 All Funds Expenditure Source and Percent of Total Expenditures

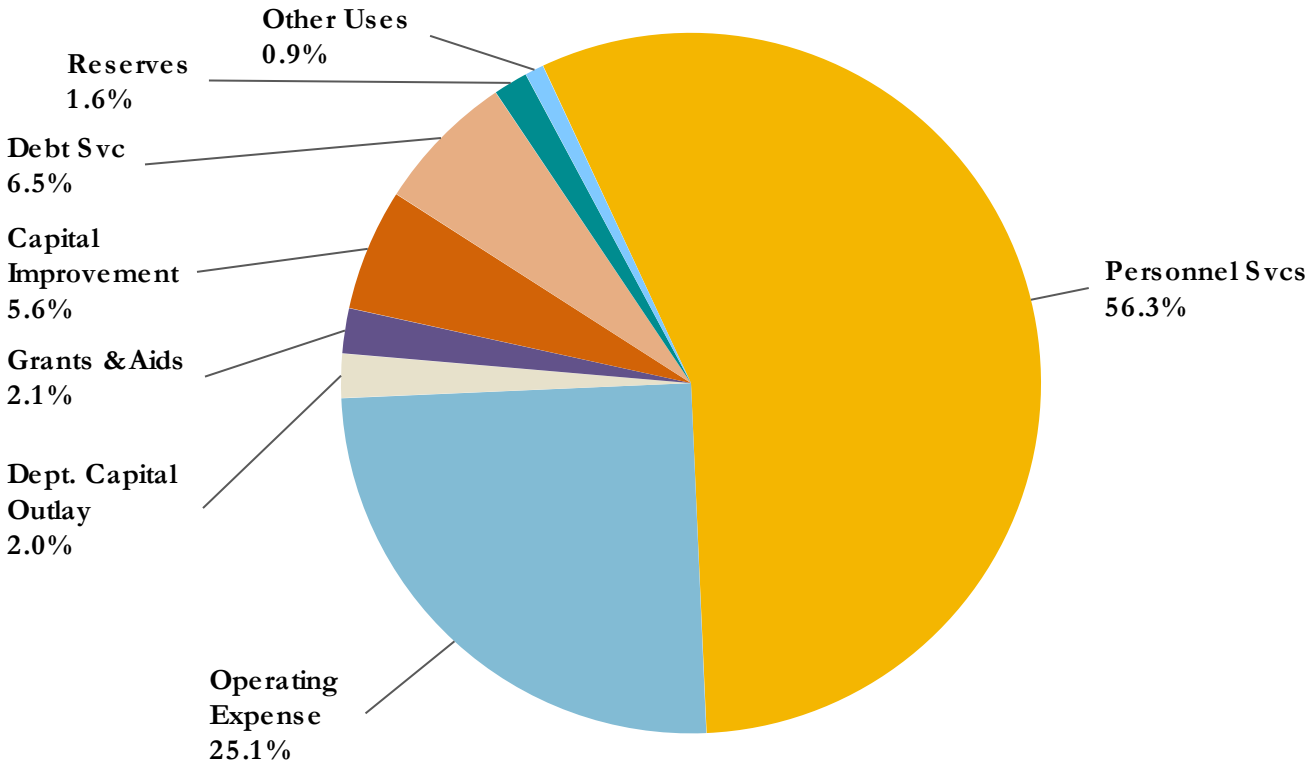

All Funds Position Comparison Summary

As indicated below, the budget includes a total of 1,199.50 FTE (Full-time equivalent) authorized positions. This reflects an increase of 46.00 FTEs compared to the FY23 budget. The total of 1,199.50 is comprised of 1,112.00 full-time, 144.00 (73.00 FTEs) part-time, 26.00 (13.00 FTEs) seasonal part-time and 3.00 (1.50 FTEs) temporary part-time budgeted positions.

Fund/ Dept. #	Department	FY 2021 Actual	FY 2022 Actual	FY 2023 Budget	FY 2023 Revised	FY 2024 Budget	# FTE Change
001-01	City Commission	10.00	10.00	10.00	10.00	10.00	—
001-05	Office of the City Manager	22.00	12.00	15.00	16.00	16.00	1.00
001-06	Human Resources	17.50	19.00	19.00	19.00	20.00	1.00
001-08	Office of the City Clerk	5.00	5.00	5.00	5.00	5.00	—
001-09	Marketing*	—	9.00	13.00	13.00	14.00	1.00
001-10	Financial Services	35.50	34.50	36.00	36.00	39.00	3.00
001-11	Procurement	9.00	10.00	10.00	10.00	11.00	1.00
001-15	Management & Budget	9.00	9.00	9.00	9.00	9.00	—
001-20	Police	308.50	311.50	313.50	313.50	318.50	5.00
001-30	Fire-Rescue	164.50	164.50	164.50	164.50	165.50	1.00
001-41	Building, Planning & Zoning	52.00	47.00	47.00	50.00	50.00	3.00
001-43	Economic Development & Housing	8.00	12.00	11.00	11.00	13.00	2.00
001-50	Public Works	59.50	55.50	54.10	54.10	54.10	—
001-60	Parks and Recreation	98.50	106.50	107.00	108.50	109.50	2.50
001-63	Social Services	78.00	79.50	77.00	77.00	77.00	—
001-68	Cultural Affairs	15.00	17.00	19.00	19.00	20.50	1.50
160-20	Police-Law Enforcement Trust	3.00	—	—	—	—	—
162-30	Fire-Rescue-Federal Grants-SAFER Grant 2021	—	—	—	16.00	16.00	16.00
167-43	Social Services-CDBG-Outreach	2.00	—	—	—	—	—
410-10	Financial Services-Utility Billing	10.00	10.00	10.00	10.00	11.00	1.00
410-55	Utilities	165.00	164.00	169.00	172.00	174.00	5.00
415-50	PW - Stormwater Management	14.90	14.40	15.80	15.80	16.80	1.00
501-06	HR - Health Insurance	4.00	4.00	4.00	5.00	4.00	—
502-06	HR - Risk Management	3.00	3.00	3.00	3.00	3.00	—
503-50	PW - Fleet Maintenance	13.10	13.10	15.10	15.10	15.10	—
504-58	Information Technology	22.50	25.50	26.50	27.50	27.50	1.00
	Total Full & Part-time Employees	**1,129.50**	**1,136.00**	**1,153.50**	**1,180.00**	**1,199.50**	**46.00**

* Formerly Marketing & Customer Service

FY24 Budgeted Positions by Department

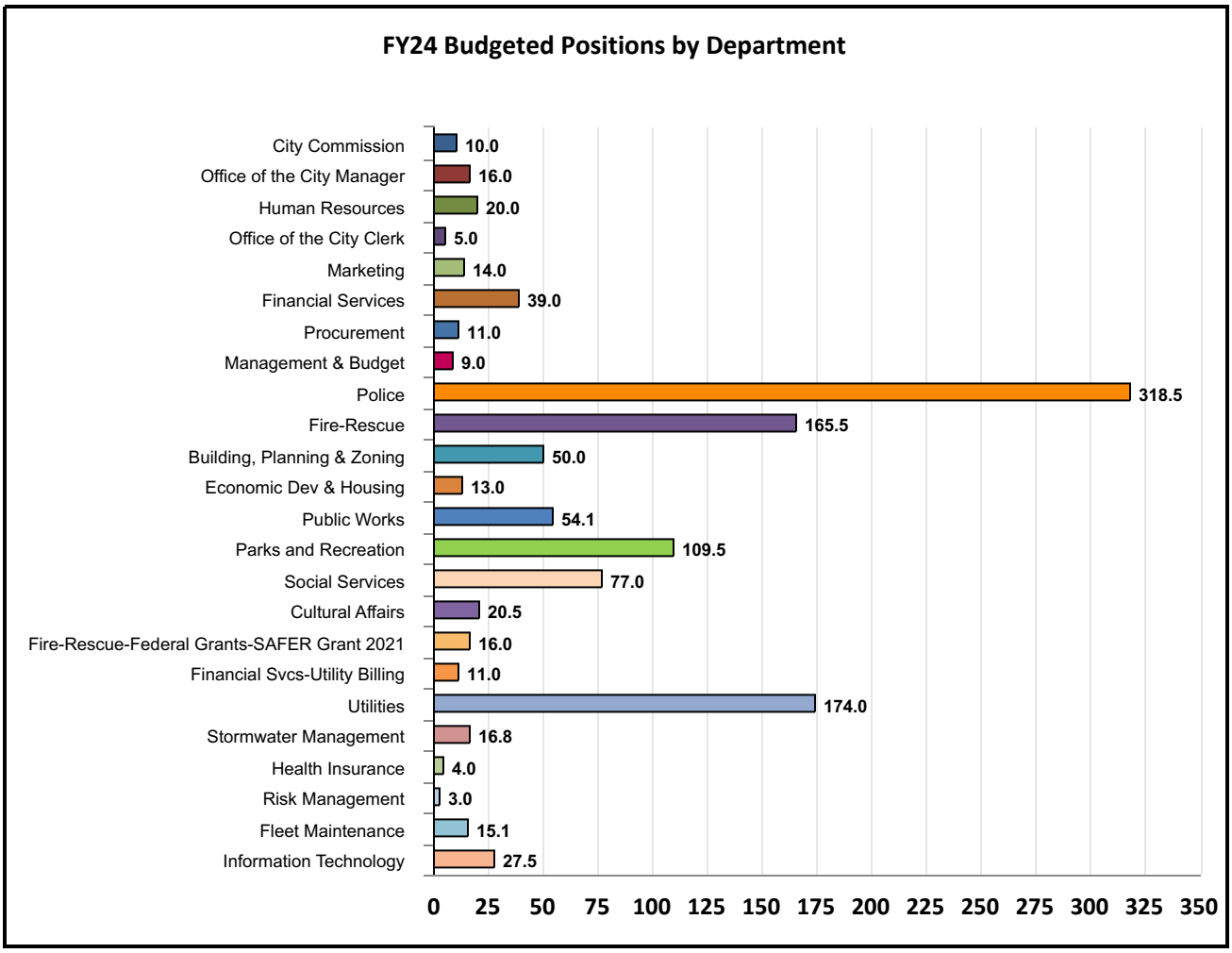

Adopted Authorized Position Summary

Fund/Department	Fiscal Year 2023 Adopted					Fiscal Year 2024 Adopted								
	Regular Full-Time	Regular Part-Time	Seasonal Part-Time	Temporary Positions	Total FTE	Regular Full-Time	Regular Part-Time	Seasonal Part-Time	Temporary Positions	Total FTE	New Position FTE	Deleted Position FTE	Transfer (In/(Out)	Total Net FTE Change
City Commission	10.00	—	—	—	10.00	10.00	—	—	—	10.00	—	—	—	—
Office of the City Manager	15.00	—	—	—	15.00	16.00	—	—	—	16.00	1.00	—	—	1.00
Human Resources	19.00	—	—	—	19.00	20.00	—	—	—	20.00	—	—	1.00	1.00
Office of the City Clerk	5.00	—	—	—	5.00	5.00	—	—	—	5.00	—	—	—	—
Marketing	13.00	—	—	—	13.00	14.00	—	—	—	14.00	1.00	—	—	1.00
Financial Services	36.00	—	—	—	36.00	39.00	—	—	—	39.00	1.00	—	2.00	3.00
Procurement	10.00	—	—	—	10.00	11.00	—	—	—	11.00	1.00	—	—	1.00
Management and Budget	9.00	—	—	—	9.00	9.00	—	—	—	9.00	—	—	—	—
Police	313.00	0.50	—	—	313.50	318.00	0.50	—	—	318.50	6.00	—	(1.00)	5.00
Fire-Rescue	163.00	1.50	—	—	164.50	164.00	1.50	—	—	165.50	—	—	1.00	1.00
Building, Planning & Zoning	45.00	2.00	—	—	47.00	50.00	—	—	—	50.00	3.00	—	—	3.00
Economic Development & Housing	11.00	—	—	—	11.00	12.00	1.00	—	—	13.00	2.00	—	—	2.00
Public Works	52.10	2.00	—	—	54.10	52.10	2.00	—	—	54.10	1.00	—	(1.00)	—
Parks & Recreation	66.00	28.00	11.50	1.50	107.00	67.00	29.50	11.50	1.50	109.50	2.50	—	—	2.50
Social Services	48.00	29.00	—	—	77.00	47.00	30.00	—	—	77.00	—	—	—	—
Cultural Affairs	16.00	1.50	1.50	—	19.00	17.00	2.00	1.50	—	20.50	1.50	—	—	1.50
General Fund Total	831.10	64.50	13.00	1.50	910.10	851.10	66.50	13.00	1.50	932.10	20.00	—	2.00	22.00
SAFER (Firefighters)	—	—	—	—	—	16.00	—	—	—	16.00	16.00	—	—	16.00
Federal Grants Fund Total	—	—	—	—	—	16.00	—	—	—	16.00	16.00	—	—	16.00
Financial Services - Utility Billing	10.00	—	—	—	10.00	11.00	—	—	—	11.00	—	—	1.00	1.00
Utilities	167.00	2.00	—	—	169.00	172.00	2.00	—	—	174.00	7.00	—	(2.00)	5.00
Utility Fund Total	177.00	2.00	—	—	179.00	183.00	2.00	—	—	185.00	7.00	—	(1.00)	6.00
Stormwater Management	15.80	—	—	—	15.80	16.80	—	—	—	16.80	1.00	—	—	1.00
Stormwater Mgmt Fund Total	15.80	—	—	—	15.80	16.80	—	—	—	16.80	1.00	—	—	1.00
Health Insurance	4.00	—	—	—	4.00	4.00	—	—	—	4.00	1.00	—	(1.00)	—
Health Insurance Fund Total	4.00	—	—	—	4.00	4.00	—	—	—	4.00	1.00	—	(1.00)	—
Risk Management	3.00	—	—	—	3.00	3.00	—	—	—	3.00	—	—	—	—
Risk Management Fund Total	3.00	—	—	—	3.00	3.00	—	—	—	3.00	—	—	—	—
Fleet Maintenance	14.10	1.00	—	—	15.10	14.10	1.00	—	—	15.10	—	—	—	—
Fleet Maintenance Fund Total	14.10	1.00	—	—	15.10	14.10	1.00	—	—	15.10	—	—	—	—
Information Technology	24.00	2.50	—	—	26.50	24.00	3.50	—	—	27.50	1.00	—	—	1.00
Information Tech. Fund Total	24.00	2.50	—	—	26.50	24.00	3.50	—	—	27.50	1.00	—	—	1.00
ALL FUNDS TOTALS	**1,069.00**	**70.00**	**13.00**	**1.50**	**1,153.50**	**1,112.00**	**73.00**	**13.00**	**1.50**	**1,199.50**	**46.00**	**—**	**—**	**46.00**

All Funds Program Summary

The budget document is prepared to provide a comprehensive overview of all City services and a financial framework for the public, elected officials and city employees. It is developed to serve as the City's primary fiscal policy document, financial plan, operations guide and communication device. This section is comprised of the programs for the Outcome Focused Budget (OFB) which links the allocation of resources to the production of outcomes. The OFB is developed by defining the desired outcomes or results of a program, establishing a unit of service or set of services necessary to achieve those outcomes, and determining how many units of the desired outcome can be achieved with the budgeted funding. Resources are then allocated on the basis of expected performance. Performance is then tracked and analyzed to determine progress toward meeting the key intended outcome of the program.

There are 96 programs in this budget of which 69 are for General Fund, 2 for the Special Revenue Fund, 14 for Enterprise Funds and 11 for Internal Service Funds. The following is a summary of all funds FY24 Dedicated Revenues, Expenditures, net cost and number of employees (FTE) to operate each budgeted program.

Fund	Department	Program	Dedicated Revenues	Direct Program	Net Cost	FTE
General Fund:						
	City Commission	City Commission	$ —	$ 2,021,525	$ 2,021,525	10.00
	Office of the City Manager	City Management	—	1,716,750	1,716,750	4.00
		Administration	—	3,528,850	3,528,850	12.00
		Sub-Total	—	5,245,600	5,245,600	16.00
	Human Resources	Administration	—	848,500	848,500	4.00
		Human Resources IS Support	—	1,679,000	1,679,000	7.00
		Training & Development	—	476,000	476,000	2.00
		Div of Civil Rights & Emp Labor Rel	—	458,400	458,400	2.00
		Human Resources Business Partners	—	754,800	754,800	5.00
		Sub-Total	—	4,216,700	4,216,700	20.00
	Legal	Legal	—	960,000	960,000	—
	Office of the City Clerk	Administration	—	825,555	825,555	3.75
		Passport Services	126,000	183,450	57,450	0.75
		Municipal Election	—	152,300	152,300	0.50
		Sub-Total	126,000	1,161,305	1,035,305	5.00
	Marketing	Marketing	—	3,021,685	3,021,685	14.00
	Financial Services	Administration	—	1,376,400	1,376,400	5.00
		Accounting & Revenue Enhancement	2,480,000	4,462,700	1,982,700	30.00
		Reporting & Training	—	191,500	191,500	1.00
		Grants Administration	—	507,700	507,700	3.00
		Sub-Total	2,480,000	6,538,300	4,058,300	39.00
	Procurement	Procurement Operations	226,000	1,363,340	1,137,340	9.00
		Mailroom Operations	—	280,900	280,900	2.00
		Sub-Total	226,000	1,644,240	1,418,240	11.00
	Management & Budget	Budget & Capital Project Mgmt.	—	1,142,000	1,142,000	5.65
		Strategic Planning & Performance Mgmt	—	381,100	381,100	1.55
		Fiscal & Structural Innovation	—	400,400	400,400	1.80
		Sub-Total	—	1,923,500	1,923,500	9.00
	Police	Office of the Chief	—	4,434,400	4,434,400	21.50
		Community Oriented Policing	295,400	30,237,369	29,941,969	156.00
		Specialized Support	10,000	9,728,100	9,718,100	42.00
		Code Compliance	441,500	2,312,600	1,871,100	17.00
		Criminal Investigations	—	6,294,700	6,294,700	30.00
		Property & Evidence	—	1,050,450	1,050,450	8.00
		Strategic Investigations	—	3,912,300	3,912,300	17.00

All Funds Program Summary

Fund	Department	Program	Dedicated Revenues	Direct Program	Net Cost	FTE
		Police Support Services	—	5,149,800	5,149,800	27.00
		Sub-Total	746,900	63,119,719	62,372,819	318.50
	Fire-Rescue	Administration	200	3,702,800	3,702,600	9.00
		Logistics	—	1,708,300	1,708,300	6.00
		Life Safety	2,832,500	2,925,500	93,000	8.00
		Fire Protection *	26,475,900	20,074,406	(6,401,494)	69.00
		Fire-Rescue Training	1,500	1,265,200	1,263,700	4.50
		Emergency Management	—	1,415,550	1,415,550	5.00
		Emergency Medical Services	2,500,000	15,059,582	12,559,582	64.00
		Sub-Total	31,810,100	46,151,338	14,341,238	165.50
	Building, Planning & Zoning	Administration	—	951,900	951,900	6.00
		Planning & Redevelopment	275,000	1,158,700	883,700	6.00
		Building Permits & Inspections	8,408,000	5,752,418	(2,655,582)	38.00
		Sub-Total	8,683,000	7,863,018	(819,982)	50.00
	Economic Development & Housing	Business Development	—	1,544,295	1,544,295	7.50
		Housing & Community Development	—	452,300	452,300	3.50
		Business Inclusion Diversity	—	488,812	488,812	2.00
		Sub-Total	—	2,485,407	2,485,407	13.00
	Public Works	Administration	—	901,150	901,150	3.45
		Building Maintenance	—	4,766,350	4,766,350	21.50
		Streets Maintenance	1,223,500	2,466,480	1,242,980	8.00
		Community Shuttle Service	1,690,800	1,086,900	(603,900)	5.50
		Solid Waste Management	2,009,992	971,300	(1,038,692)	5.65
		Landscape Maintenance	—	2,132,450	2,132,450	10.00
		Sub-Total	4,924,292	12,324,630	7,400,338	54.10
	Parks & Recreation	Administration	—	2,244,700	2,244,700	9.00
		Vernon E. Hargray Youth Enrich. Ctr.	87,992	947,860	859,868	11.00
		Athletics	157,000	622,720	465,720	2.00
		Sunset Lakes	223,050	942,235	719,185	9.00
		Miramar Regional Park	291,760	2,174,390	1,882,630	12.50
		Special Events	147,859	2,781,500	2,633,641	5.50
		Aquatics	568,250	2,287,185	1,718,935	26.00
		Ansin Sports Complex	59,700	721,880	662,180	7.50
		Park Maintenance	115,000	3,906,300	3,791,300	18.00
		Vizcaya Park	118,500	771,780	653,280	8.00
		Miramar Reg Park Amphitheater	1,020,840	1,295,340	274,500	1.00
		Sub-Total	2,789,951	18,695,890	15,905,939	109.50
	Social Services	Administration	—	1,303,750	1,303,750	5.00
		Senior Services	761,005	2,902,104	2,141,099	23.00
		Adult Daycare Center	257,950	921,600	663,650	10.50
		Youth and Family	—	324,900	324,900	3.00
		Childcare	1,480,661	3,449,264	1,968,603	35.50
		Sub-Total	2,499,616	8,901,618	6,402,002	77.00
	Cultural Affairs	Administration	25,000	1,093,700	1,068,700	3.00
		Arts & Education	137,870	553,800	415,930	4.50
		Food & Beverage Services	790,900	770,300	(20,600)	3.00
		Theater Production	515,500	2,472,789	1,957,289	10.00
		Sub-Total	1,469,270	4,890,589	3,421,319	20.50
	Total General Fund		**$ 55,755,129**	**$ 191,165,064**	**$135,409,935**	**932.10**

All Funds Program Summary

Fund	Department	Program	Dedicated Revenues	Direct Program	Net Cost	FTE
Special Revenue Fund:						
Federal Grants	**Fire-Rescue**	SAFER Grant 2021	—	—	—	16.00
	Social Services	Area Agency on Aging	—	630,655	630,655	—
		Sub-Total	—	630,655	630,655	16.00
	Total Special Revenue Fund		$ —	$ 630,655	$ 630,655	16.00
Enterprise Funds:						
Utility	**Financial Services**	Utility Billing	1,750,000	2,316,000	566,000	11.00
		Sub-Total	1,750,000	2,316,000	566,000	11.00
	Utilities	Administration	—	4,750,600	4,750,600	22.50
		Office of Operational Services	—	2,891,410	2,891,410	19.00
		Electrical Instrument & Contr	—	1,576,550	1,576,550	7.00
		Water Treatment & Supply	—	7,653,700	7,653,700	27.00
		Wastewater Treatment & Disp	—	6,424,050	6,424,050	17.00
		Plant Maintenance	—	1,725,100	1,725,100	11.00
		Water Trans & Dist Maintenance	—	2,385,700	2,385,700	13.00
		Water Accountability	—	1,328,800	1,328,800	7.00
		Wastewater Collection Maint	—	4,898,500	4,898,500	23.00
		Water & Wastewater Qual Ctrl	—	1,960,500	1,960,500	10.00
		Support Services	—	1,029,900	1,029,900	5.50
		Engineering & Strategic Development	200,000	2,024,650	1,824,650	12.00
		Sub-Total	200,000	38,649,460	38,449,460	174.00
	Total Utility Fund		$ 1,950,000	$ 40,965,460	$ 39,015,460	185.00
Stormwater Management	**Public Works**	Stormwater Management	6,785,512	4,122,950	(2,662,562)	16.80
	Total Stormwater Management Fund		$ 6,785,512	$ 4,122,950	$ (2,662,562)	16.80
Internal Service Funds:						
Health Insurance	**Human Resources**	Benefits Administration	2,818,000	2,818,000	—	3.00
		Wellness	268,600	268,600	—	1.00
		Sub-Total	3,086,600	3,086,600	—	4.00
Risk Management	**Human Resources**	Risk Management	548,000	548,000	—	3.00
		Sub-Total	548,000	548,000	—	3.00
Fleet Maintenance	**Public Works**	Fleet Maintenance	8,886,100	8,886,100	—	15.10
		Sub-Total	8,886,100	8,886,100	—	15.10
Information Technology	**IT**	Administration	733,100	733,100	—	3.00
		Data Services	2,573,800	2,573,800	—	4.00
		Network Services	2,573,500	2,573,500	—	3.00
		Helpdesk	1,794,200	1,794,200	—	7.50
		Audio Visual Events Management	335,300	335,300	—	1.00
		Cyber Security	1,173,100	1,173,100	—	3.50
		Public Safety IT	703,400	703,400	—	5.50
		Sub-Total	9,886,400	9,886,400	—	27.50
	Total Internal Service Fund		$ 22,407,100	$ 22,407,100	$ —	49.60
	Total	**96 Programs**	**$ 86,897,741**	**$ 259,291,229**	**$172,393,488**	**1,199.50**

**** Dedicated revenue covers full cost of fire protection expenses and allowable expenditures in other programs and CIP.***

Note: Dedicated revenues cover the costs of administration related to program function.

Changes between FY 2024 Proposed Budget and FY 2024 Adopted Budget

	CHANGE AMOUNT
001-GENERAL FUND:	
REVENUES	
Ad Valorem Taxes-Current	700,500
Local Gov't Half-Cent Sales Tax	300,000
State Revenue Sharing-Proceeds	200,000
Communication Svcs Taxes	300,000
Lease Revenue - Building	103,700
Lease Revenue - Towers	317,500
Interest Income - Building	12,800
Interest Income - Towers	15,500
Ambulance Fees	100,000
Amphitheater Revenues	465,913
Transfer In from Street Construction Fund (385)	(193,400)
Use of Fund Balance	(1,743,605)
TOTAL GENERAL FUND REVENUES	**578,908**
EXPENSES	
01-CITY COMMISSION	
Pension & Healthcare Costs	(15,000)
Travel & Training (Additional $10K/ea. Elected Official)	50,000
Legislative Aides 5% COLA Adjustment	24,500
TOTAL CITY COMMISSION	**59,500**
05-OFFICE OF THE CITY MANAGER	
Employee Salaries & FICA/MICA	24,200
FY23 Reclass Pos #471-Community Program Administration PT to Account Clerk II FT (+.5 FTE)	7,000
Transfer Out Pos #471-Account Clerk II to Finance (-1.0 FTE)	(47,500)
Transfer In Pos #572-COO-Health & Education from PW (+1.0 FTE)	183,700
Pension, Healthcare & Internal Service Charges	141,000
Tuition Reimbursement ($10K/year per employee)	10,000
Internal Audit Fees	100,000
TOTAL OFFICE OF THE CITY MANAGER	**418,400**
06-HUMAN RESOURCES	
Employee Salaries, FICA/MICA, Pension, Healthcare & Internal Service Charges	34,000
H.R. Summer Intern Program (10 Interns @ $15/Hour x 20 hours/week for six	19,400
TOTAL HUMAN RESOURCES	**53,400**

	CHANGE AMOUNT
08-OFFICE OF THE CITY CLERK	
Employee Salaries, FICA/MICA, Pension, Healthcare & Internal Service Charges	(35,400)
TOTAL OFFICE OF THE CITY CLERK	**(35,400)**
09-MARKETING	
Employee Salaries, FICA/MICA, Pension, Healthcare & Internal Service Charges	(10,200)
Vehicle Replacement Program	9,600
TOTAL MARKETING	**(600)**
10-FINANCIAL SERVICES	
Employee Salaries & FICA/MICA	(36,900)
Transfer in Pos #471-Account Clerk II from CM's Office (+1.0 FTE)	47,500
Pension, Healthcare & Internal Service Charges	19,400
TOTAL FINANCIAL SERVICES	**30,000**
11-PROCUREMENT	
Employee Salaries, FICA/MICA, Pension, Healthcare & Internal Service Charges	(33,200)
TOTAL PROCUREMENT	**(33,200)**
15-MANAGEMENT & BUDGET	
Employee Salaries, FICA/MICA, Pension, Healthcare & Internal Service Charges	14,900
TOTAL MANAGEMENT & BUDGET	**14,900**
20-POLICE	
Employee Salaries & FICA/MICA	(35,200)
Transfer Out Pos #446-Sr. HR Generalist to Fire-Rescue (-1.0 FTE)	(108,600)
NEW Program Coordinator (My Brother's Keeper) (+1.0 FTE)	81,600
Salary Attrition	(500,000)
Pension, Healthcare & Internal Service Charges	(656,800)
Overtime-General	311,000
Overtime-Holiday	189,000
TOTAL POLICE	**(719,000)**
30-FIRE-RESCUE	
Employee Salaries & FICA/MICA	(66,700)
Transfer In Pos #446-Sr. HR Generalist from Police (+1.0 FTE)	108,600
Pension, Healthcare & Internal Service Charges	48,400
EMS Billings & Collections	100,000
TOTAL FIRE-RESCUE	**190,300**

	CHANGE AMOUNT
41-BUILDING, PLANNING & ZONING	
Employee Salaries & FICA/MICA	12,300
Pension, Healthcare & Internal Service Charges	41,000
Contract Services-Other	(10,000)
Tree Trimming Program	10,000
TOTAL BUILDING, PLANNING & ZONING	**53,300**
43-ECONOMIC DEVELOPMENT & HOUSING	
Employee Salaries & FICA/MICA	6,000
NEW BID Coordinator (+1.0 FTE)	50,500
NEW Small Business Development Apprentice (+.5 FTE)	14,600
NEW Housing Specialist Apprentice (+.5 FTE)	14,600
Pension, Healthcare & Internal Service Charges	21,300
Consulting Services	(71,688)
TOTAL ECONOMIC DEVELOPMENT & HOUSING	**35,312**
50-PUBLIC WORKS	
Employee Salaries & FICA/MICA	135,900
Transfer Out Pos #572-COO-Health & Education to CM's Office (-1.0 FTE)	(183,700)
Pension, Healthcare & Internal Service Charges	(36,000)
Janitorial Services	45,300
Contingency (Increase by $50K to $150,800)	50,000
TOTAL PUBLIC WORKS	**11,500**
60-PARKS & RECREATION	
Employee Salaries & FICA/MICA	69,470
NEW Amphitheater Manager (+1.0 FTE)	91,200
Reclass Pos #1642-Event Aide PTNB to Maintenance I FT (+1.0 FTE)	30,610
Reclass Pos #1858-Event Aide PTNB to PTWB (+.5 FTE)	26,520
Pension, Healthcare & Internal Service Charges	(4,600)
Special Events-Other	-100,000
Contingency	100,000
Concession Buy-Outs	150,000
City Events:	
Haitian Heritage Celebration	(25,000)
Caribbean American Heritage Celebration	(25,000)
Black British Celebration	25,000
Reggae Month	25,000
TOTAL PARKS & RECREATION	**363,200**

	CHANGE AMOUNT
63-SOCIAL SERVICES	
Employee Salaries, FICA/MICA, Pension, Healthcare & Internal Service Charges	(1,500)
Grants to Others	(20,000)
Emergency Management Assistance Program (EMAP)	20,000
Contingency (Increase by $24,200 to $30K)	24,200
TOTAL SOCIAL SERVICES	**22,700**
68-CULTURAL AFFAIRS	
Employee Salaries, FICA/MICA, Pension, Healthcare & Internal Service Charges	9,700
Security Services	95,000
Contingency (Increase by $50K to $55K)	50,000
TOTAL CULTURAL AFFAIRS	**154,700**
90-NON-DEPARTMENTAL	
Health Insurance internal service charge	2,000
Water/Wastewater Resident Assistance Program	200,000
Transfer to CIP Fund 395	300,000
Appropriated Fund Balance	(542,104)
TOTAL NON-DEPARTMENTAL	**(40,104)**
TOTAL GENERAL FUND EXPENSES	**578,908**
The above constitutes a net additional 6.00 FTEs to the General Fund.	
005-BILLBOARD REVENUE FUND	
REVENUES	
Use of Fund Balance	1,300,000
TOTAL BILLBOARD REVENUE FUND REVENUES	**1,300,000**
EXPENSES	
Transfer to Capital Projects Fund 395	1,300,000
TOTAL BILLBOARD REVENUE FUND EXPENSES	**1,300,000**
170-AFFORDABLE HOUSING TRUST FUND:	
REVENUES	
Use of Fund Balance	6,000,000
TOTAL AFFORDABLE HOUSING TRUST FUND REVENUES	**6,000,000**

	CHANGE AMOUNT
EXPENSES	
Grants to Others	6,000,000
TOTAL AFFORDABLE HOUSING TRUST FUND EXPENSES	**6,000,000**
CAPITAL PROJECTS FUNDS:	
REVENUES	
Local Option Gas Tax-First (Street Construction Fund 385)	(93,400)
State Revenue Sharing-Proceeds (Street Construction Fund 385)	(100,000)
Use of Fund Balance (Park Development Fund 387)	1,648,000
Use of Fund Balance (2017 CIP Loan Fund 389)	219,800
Use of Fund Balance (2020 CIP Loan Fund 391)	100,000
Transfer into Fund 395 from General Fund and Billboard Fund	1,600,000
TOTAL CAPITAL PROJECTS FUNDS REVENUES	**3,374,400**
EXPENSES	
385-STREET CONSTRUCTION FUND:	
Transfer Out to the General Fund (offset decr in revenues)	(193,400)
387-PARK DEVELOPMENT FUND:	
CIP Project #51003-Park Improvements-Various	150,000
CIP Project #51018-Amphitheater at MRP-Concessions & Walkways	100,000
CIP Project #51024-city of Miramar 911 Remembrance Monument	200,000
CIP Project #51029-Miramar Regional Bark Park Trail	15,000
CIP Project #51038-City Parks Wif-Fi Infrastructure	408,000
CIP Project #51041-Pavilion Electric Upgrade	100,000
CIP Project #51043-Restroom Additions (Formerly Fairway Park Restrooms)	200,000
CIP Project #51044-Amphitheater Noise Reduction	445,000
CIP Project #52102-Sunset Lakes Academy & Fairway Academy Playground & Soft Surface Cov.	30,000
389-2017 CIP LOAN FUND:	
CIP Project #52060-Air Conditioning Systems Replacement Program	250,000
Appropriated Fund Balance (389)	(30,200)
391-2020 CIP LOAN FUND:	
CIP Project #53029-town Center Complex Enhancements	100,000
395-CAPITAL PROJECTS FUND:	
CIP Project #51003-Park Improvements-Various	100,000
CIP Project #51034-Huntington Park-South Redevelopment	61,400

	CHANGE AMOUNT
CIP Project #51042-ansin Track Resurfacing	1,670,000
CIP Project #52097-Miramar Bike & Pedestrian Mobility Improvements	410,000
CIP Project #52107-Town Center Information Signage	25,000
CIP Project #52108-Eastbound Right Turn Lane along Pembroke Road at Flamingo Road*	—
CIP Project #53016-Facilities Capital improvement	1,850,000
CIP Project #53027 Vicki Coceano Multi Purpose Facility	1,000,000
CIP Project #53030-HR Department Office Renovations	305,000
CIP Project #54019-Audio Visual Upgrades for Cultural Arts Theater	676,000
Appropriated Fund Balance (395)	(4,497,400)
TOTAL CAPITAL PROJECTS FUNDS EXPENSES	**3,374,400**

*Fund 395 CIP Project #52108-Eastbound Right Turn Lane along Pembroke Road at Flamingo Road $100,000 will be funded through reprograming of CIP Project #52067-Additional Southbound Left-Turn Lane-SW 145 Ave at Miramar Pkwy.

410-UTILITY FUND:	
REVENUES	
Water & Wastewater Sales	9,250,000
Use of Fund Balance	(37,200)
TOTAL UTILITY FUND REVENUES	**9,212,800**
EXPENSES	
10-UTILITY BILLING	
Employee Salaries & FICA/MICA - Trfr In Pos #1977-Fiscal Ops Manager from Utilities (+1.0 FTE)	102,500
Pension, Healthcare & Internal Service Charges	15,700
TOTAL UTILITY BILLING EXPENSES	**118,200**
55-UTILITIES	
Employee Salaries & FICA/MICA	178,380
Trfr Out Pos #1977-Fiscal Ops Manager to UB (-1.0 FTE)	(102,500)
NEW Fiscal Operations Manager (1.0 FTE)	82,620
Pension, Healthcare & Internal Service Charges	33,200
TOTAL UTILITIES EXPENSES	**191,700**
90-NONDEPARTMENTAL	
Res. Copper Pipe Loan Program (Increase by $100K to $150K)	100,000
Contingency (Decrease by $100K to $400K)	(100,000)
Internal Service Charges	(2,100)
TOTAL NONDEPARTMENTAL EXPENSES	**(2,100)**

	CHANGE AMOUNT
UTILITIES CAPITAL IMPROVEMENT PROJECTS (CIP)	
CIP Project #52016-Meter Repair & Replacement	900,000
CIP Project #52088-WWRF Building N 2nd Floor Conversation/Renovations	100,000
CIP Project #52091-Utilities Collection & Distribution Sys Improvements	1,000,000
CIP Project #52092-West Water Treatment Plant Capacity Improvements & Upgrades	1,000,000
CIP Project #52093-Wastewater Reclamation Facility Capacity Improvements & Re-Rating	3,000,000
CIP Project #52101-2 Million Gallon Storage Tank Rehabilitation	200,000
CIP Project #52103-Wastewater Collection System Improvements	350,000
CIP Project #52104-Water Distribution System Improvements	450,000
CIP Project #52105-Life Station improvements	500,000
CIP Project #52106-East Water Treatment Plan Wellfield Generator	1,000,000
CIP Project #53031-WWTP Main Control and Administration Bldg. Renovation	65,000
CIP Project #53032-WWTP Office Renovation	100,000
CIP Project #54026-Valve Exercise Truck	240,000
TOTAL UTILITIES CIP PROJECTS EXPENSES	**8,905,000**
TOTAL UTILITY FUND EXPENSES	**9,212,800**
The above constitutes a net additional 1.00 FTE to the Utility Fund.	
415-STORMWATER MANAGEMENT FUND:	
REVENUES	
N/A	—
TOTAL STORMWATER MANAGEMENT FUND REVENUES	—
EXPENSES	
Employee Salaries & FICA/MICA	21,100
Pension, Healthcare & Internal Service Charges	(700)
Appropriated Fund Balance	(440,400)
CIP Project #52112-Historic Miramar Drainage Improvements-Phase V*	—
CIP Project #54025-Purchase of a Vacuum Truck	420,000
TOTAL STORMWATER MANAGEMENT EXPENSES	—
*Fund 415 CIP Project #52112-Historic Miramar Drainage Improvements-Phase V $500,000 will be funded by a State Revolving Fund (SRF) Loan.	
501-HEALTH INSURANCE FUND:	
REVENUES	
Health Internal Service Charge Allocation	26,200

	CHANGE AMOUNT
Health Medical & Dental Contributions	5,500
TOTAL HEALTH INSURANCE FUND REVENUES	**31,700**
EXPENSES	
Employee Salaries & FICA/MICA	24,300
Pension & Healthcare Costs (Employee)	1,900
Healthcare Claims Costs	5,500
TOTAL HEALTH INSURANCE FUND EXPENSES	**31,700**
502-RISK MANAGEMENT FUND:	
REVENUES	
Risk Internal Service Charge Allocation	(400)
TOTAL RISK MANAGEMENT FUND REVENUES	**(400)**
EXPENSES	
Pension, Healthcare & Internal Service Charges	(400)
TOTAL RISK MANAGEMENT FUND EXPENSES	**(400)**
503-FLEET MAINTENANCE FUND:	
REVENUES	
Fleet Internal Service Charge Allocation	(38,900)
Updated Vehicle Replacement Program Allocation	20,000
TOTAL FLEET MAINTENANCE FUND REVENUES	**(18,900)**
EXPENSES	
Employee Salaries & FICA/MICA	1,600
Pension, Healthcare & Internal Service Charges	(20,500)
TOTAL FLEET MAINTENANCE FUND EXPENSES	**(18,900)**
504-INFORMATION TECHNOLOGY FUND (I.T.):	
REVENUES	
I.T. Internal Service Charges Allocation	(37,800)
TOTAL I.T. REVENUES	**(37,800)**
EXPENSES	
Employee Salaries & FICA/MICA	(28,800)

	CHANGE AMOUNT
Pension, Healthcare & Internal Service Charges	(9,000)
TOTAL I.T. EXPENSES	**(37,800)**
TOTAL INCREASE FROM FY 2024 PROPOSED BUDGET - ALL FUNDS	**20,440,708**

Overview of Recommended Capital Projects

The Capital Improvement Program (CIP) five year plan expenditure projection for FY 2024 - FY 2028 is $250,528,319. This includes 90 projects of which 40 will impact the FY 2024 Annual Budget.

The CIP program is broken down by the following four (4) functional categories:

- Park Facilities
- Infrastructure Redevelopments and Improvements
- Public Buildings
- Capital Equipment, Vehicles and Software

FY 2024 - FY 2028, five year estimated cost for each category is as follows:

Park Facilities: The total five year estimated cost for this category is $11,719,400. This cost is for 17 projects of which 10 are budgeted in FY 2024 for $3,449,400.

Infrastructure Redevelopment and Improvements: The total five year estimated cost for this category is $151,470,016. This cost is for 33 projects of which 21 are budgeted in FY24 for $27,146,944.

Public Buildings: The total five year estimated cost for this category is $14,400,271. This cost is for 8 projects of which 6 are budgeted in FY24 for $3,420,000.

Capital Equipment, Vehicles and Software: The total five year estimated cost for this category is $5,899,675. This cost is for 5 projects of which 3 are budgeted in FY24 for $1,836,000.

The proposed funding plan involves a commitment to annual appropriations established in the FY24 annual budget and long-term financing for these projects.

The total capital expenditure that will impact FY24 budget is $35,852,344. The funding sources are allocated as follows:

Fund/Source	***Amount***
Park Development Fund (387)	$1,648,000
2017 CIP Loan Fund (389)	250,000
2020 CIP Loan Non-Taxable Fund (391)	100,000
Capital Grants Fund (393)	17,831,944
General Fund Capital Projects (395)	6,197,400
Utility Fund (410)	8,905,000
Stormwater Management Fund (415)	920,000
Total	**$35,852,344**

FY 2024 - FY 2028 by funding source and department are allocated as follows:

Fund/Source	*Amount*
Street Construction & Maintenance Fund (385)	$11,175,000
Park Development Fund (387)	3,553,000
2017 CIP Loan Fund (389)	1,250,000
2020 CIP Loan Non-Taxable Fund (391)	100,000
Capital Grants Fund (393)	72,338,742
General Fund Capital Projects (395)	8,522,400
Utility Fund (410)	52,130,000
Construction in Aid of Construction Fund (414)	6,500,000
Stormwater Management Fund (415)	6,579,128
State Revolving Loan	17,430,491
To Be Determined	70,949,558
Total	**$250,528,319**

Department	*Amount*
Cultural Affairs	$700,000
Engineering	81,710,742
Fire Rescue	14,049,821
Human Resources	305,000
Information Technology	6,902,675
Parks	23,811,400
Public Works	40,947,355
Social Services	1,760,000
Support Services	21,191,326
Utilities	59,150,000
Total	**$250,528,319**

Section I: List of 5 Year Capital Projects that will have a fiscal impact on the FY24 budget

Project Number	Project Title	Funding Department	FY 2024 Budget	FY 2025 - FY 2028	5-Year Total Cost
	Park Facilities				
51003	Park Improvements - Various	Parks	$ 250,000	$ 1,400,000	$ 1,650,000
51006	Amphitheater at Miramar Regional Park	Support Services	—	515,000	515,000
51017	Parks Restroom Facilities	Parks	—	600,000	600,000
51018	Amphitheater at Miramar Regional Park - Concessions and Walkways	Support Services	100,000	—	100,000
51021	Playground Resurfacing	Parks	—	500,000	500,000
51022	Skate Parks	Support Services	—	340,000	340,000
51024	City of Miramar 911 Remembrance Monument	Support Services	200,000	—	200,000
51029	Miramar Regional Bark Park Trail	Parks	15,000	—	15,000
51034	Huntington Park- South Redevelopment	Parks	61,400	—	61,400
51035	Art in the Parks	Parks	—	750,000	750,000
51038	City Parks Wi-Fi Infrastructure	IT	408,000	1,255,000	1,663,000
51039	Pickleball Court Addition (Formerly Vizcaya Park Enhancements)	Parks	—	555,000	555,000
51040	Miramar Regional Park Aquatics Complex Renovations	Parks	—	1,555,000	1,555,000
51041	Pavilion Electric Upgrade	Parks	100,000	400,000	500,000
51042	Ansin Track Resurfacing	Parks	1,670,000	—	1,670,000
51043	Restroom Additions (Formerly Fairway Park Restrooms)	Parks	200,000	400,000	600,000
51044	Amphitheater Noise Reduction	Support Services	445,000	—	445,000
	Total PF Projects		**$ 3,449,400**	**$ 8,270,000**	**$ 11,719,400**

Section I: List of 5 Year Capital Projects that will have a fiscal impact on the FY24 budget (cont.)

Project Number	Project Title	Funding Department	FY 2024 Budget	FY 2025 - FY 2028	5-Year Total Cost
	Infrastructure Redevelopment & Improvements				
52009	Public Informational Signs	Support Services	—	300,000	300,000
52016	Meter Repair & Replacement	Utilities	900,000	2,000,000	2,900,000
52021	Historic Miramar Canal Improvements	Public Works	350,000	400,000	750,000
52022	Street Construction & Resurfacing-Various	Public Works	—	10,975,000	10,975,000
52024	Bass Creek Road-SW 148 Avenue to approx. 3,270 Feet East	Engineering	—	5,129,520	5,129,520
52036	Landscaping and Beautification along Miramar Parkway, Miramar Boulevard, Red Road Gateway, University Drive, Flamingo Road, Dykes Road, and Bass Creek Road	Public Works	—	200,000	200,000
52060	Air Conditioning Systems Replacement Program	Public Works	250,000	1,000,000	1,250,000
52061	Pembroke Road from SW 160 Avenue to US 27 / Miramar Parkway Extension	Engineering	10,000,000	42,000,000	52,000,000
52063	Repair/Replacement of Existing Sidewalks	Public Works	—	1,000,000	1,000,000
52069	LED Streetlight Installation & Upgrade	Public Works	—	1,057,146	1,057,146
52074	ADA Evaluation and Corrective Action	Engineering	—	800,000	800,000
52076	Country Club Ranches Water Main Improvements	Utilities	—	4,500,000	4,500,000
52085	Sustainable Renewable Energy and Conservation Initiatives	Utilities	—	2,000,000	2,000,000
52087	Bus Facilities Infrastructure Improvement Program	Public Works	1,108,000	—	1,108,000
52088	WWRF Building N 2nd Floor Conversion/ Renovations	Utilities	100,000	—	100,000
52089	Pembroke Road Bike Lanes from Palm Avenue to Douglas Road	Engineering	1,848,000	—	1,848,000
52091	Utilities Collection & Distribution System Improvements (Master Plan & Subsequent Construction)	Utilities	1,000,000	1,500,000	2,500,000
52092	West Water Treatment Plant Capacity Improvements & Upgrades	Utilities	1,000,000	30,000,000	31,000,000
52093	Wastewater Reclamation Facility Capacity Improvements & Re-Rating	Utilities	3,000,000	4,000,000	7,000,000
52095	Removal of Trees along City-Owned Canals	Public Works	—	100,000	100,000
52097	Miramar Bike and Pedestrian Mobility Improvements	Engineering	4,062,588	447,412	4,510,000
52100	Sidewalk Improvements Around AC-Perry K-8	Engineering	—	1,448,044	1,448,044
52101	2 Million Gallon Storage Tank Rehabilitation	Utilities	200,000	—	200,000
52102	Sunset Lakes Academy and Fairway Academy Playground Equipment and Soft Surface Covering	Social Services	30,000	—	30,000
52103	Wastewater Collection System Improvements	Utilities	350,000	1,400,000	1,750,000
52104	Water Distribution System Improvements	Utilities	450,000	1,800,000	2,250,000
52105	Lift Station Improvements	Utilities	500,000	2,000,000	2,500,000
52106	East Water Treatment Plant Wellfield Generator	Utilities	1,000,000	—	1,000,000
52107	Town Center Information Signage	Support Services	25,000	125,000	150,000
52108	Eastbound Right Turn Lane along Pembroke Road at Flamingo Road	Engineering	100,000	—	100,000
52109	Historic Miramar Complete Streets - Phase III	Engineering	—	3,255,988	3,255,988
52112	Historic Miramar Drainage Improvements - Phase	Public Works	500,000	5,559,128	6,059,128
52113	Historic Miramar Complete Streets - Phase IV	Engineering	373,356	1,325,834	1,699,190
	Total IRI Projects		**$ 27,146,944**	**$ 124,323,072**	**$ 151,470,016**

Section I: List of 5 Year Capital Projects that will have a fiscal impact on the FY24 budget (cont.)

Project Number	Project Title	Funding Department	FY 2024 Budget	FY 2025 - FY 2028	5-Year Total Cost
	Public Buildings				
53016	Facilities Capital Improvement	Support Services	1,850,000	1,650,000	3,500,000
53021	Replace Bay Doors and Install Transfer Switch at Fire Station 70	Fire Rescue	—	805,271	805,271
53029	Town Center Complex Enhancements	Public Works	100,000	—	100,000
53030	HR Department Office Renovations	Human Resources	305,000	—	305,000
53031	WWTP Main Control and Administation Bldg.	Utilities	65,000	525,000	590,000
53032	WWTP Office Renovation	Utilities	100,000	—	100,000
	Total PB Projects		**$ 3,420,000**	**$ 10,980,271**	**$ 14,400,271**
	Capital Equipment, Vehicles and Software				
54017	Smart City Surveillance System & Real Time Crime Ctr	IT	—	3,672,158	3,672,158
54019	Audio Visual Upgrades for Cultural Arts Theater	IT	1,176,000	—	1,176,000
54023	Audio Visual Upgrades for City Facilities	IT	—	391,517	391,517
54025	Purchase of a Vacuum Truck	Public Works	420,000	—	420,000
54026	Valve Exercise Truck	Utilities	240,000	—	240,000
	Total CE Projects		**$ 1,836,000**	**$ 4,063,675**	**$ 5,899,675**
	Total FY 2024 - FY 2028 CIP 5 Year Projects		**$ 35,852,344**	**$ 147,637,018**	**$ 183,489,362**

Section II: Requested changes to Capital Projects that will have no fiscal impact on the FY24 budget

Funds will be transferred between the following CIP projects:

Project Number	Project Title	Funding Department	FY 2024 Budget	FY 2025- FY 2028	5-Year Total Cost
52067	Additional Southbound Left-Turn Lane-SW 145 Ave at Miramar Pkwy	Engineering	(100,000)	—	(100,000)
52108	Eastbound Right Turn Lane along Pembroke Road at Flamingo Road	Engineering	100,000	—	100,000

Section III: Projects to be programmed once funding source is identified

Project Number	Project Title	Funding Department	FY 2024 Budget	FY 2025-FY 2028	5-Year Total Cost
New	Banquet Hall Lighting Replacement	Cultural Affairs	—	150,000	150,000
New	Light Boxes & Marquee	Cultural Affairs	—	550,000	550,000
New	Advanced Life Support Engine	Fire Rescue	—	803,000	803,000
New	Renovation and Addition to FS 84 and Fire Rescue FOC	Support Services	—	10,575,000	10,575,000
New	Special Events Stage Addition	Parks	—	165,000	165,000
New	Ansin Sports Complex Improvements	Support Services	—	7,875,000	7,875,000
New	Installation of Lean-to Facility at WWRF	Public Works	—	125,000	125,000
New	Fleet Maintenance Vehicle Parking Lot	Public Works	—	372,590	372,590
New	Multi-Service Complex Security Fencing	Social Services	—	130,000	130,000
New	Adult Day Care Center Expansion	Social Services	—	1,600,000	1,600,000
New	Town Center Collonade	Support Services	—	500,000	500,000
New	Miramar Aquatics Equipment Replacement	Support Services	—	245,326	245,326
Future	SW 148 Ave Widening-Miramar Parkway to Bass Creek Road	Engineering	—	500,000	500,000
Future	Honey Hill Road Widening-Red Road to Flamingo Road	Engineering	—	10,420,000	10,420,000
Future	Air & Light Support Unit	Fire Rescue	—	396,550	396,550
Future	Special Operations Vehicle (SOV)	Fire Rescue	—	1,000,000	1,000,000
Future	Advanced Life Support Rescue	Fire Rescue	—	470,000	470,000
Future	Sunset Lakes Community Center Improvements	Parks	—	250,000	250,000
Future	Miramar Athletic Park Nature Preserve Development	Parks	—	225,000	225,000
Future	Historic Miramar Music Factory	Parks	—	500,000	500,000
Future	Miramar Regional Park Artificial Turf	Parks	—	4,140,000	4,140,000
Future	Miramar Aquatic Complex Building Expansion	Parks	—	2,200,000	2,200,000
Future	Historic Miramar Drainage Improvements - Phase VI	Public Works	—	17,430,491	17,430,491
Future	Miramar Regional Overflow Parking Improvements	Support Services	—	5,355,000	5,355,000
Future	Linear Park Lighting Improvements	Support Services	—	366,000	366,000
Future	City Commission Conference Room Expansion	Support Services	—	175,000	175,000
Future	Wastewater Reclamation Facility Building L 1st Floor Renovation	Utilities	—	520,000	520,000
	Total To Be Programmed CIP Projects		**$ —**	**$ 67,038,957**	**$ 67,038,957**

Note: Project numbers are only assigned to existing and FY24 projects.
Justifications for FY24 capital projects are available within each budgeted fund.

Project Number	Description	FY 2024 Cost	Funding Source	Impact on FY 2024 Operating Budget
	Park Facilities			
51003	**Park Improvements - Various**	$ 250,000	Park Development Fund (387); Capital Projects Fund 395	No Impact
	The project will include additions and improvements to various parks, courts, restrooms and playgrounds. These include but are not limited to repairing/adding fencing, repairing/adding parking, adding walking path lights, renovating/replacing playgrounds, installing irrigation, pavilions, benches and receptacles, and repairing facility front counters and flooring. This also includes adding a Community Garden Kitchen, partnering with Baptist Health sponsorship.			
51018	**Amphitheater at Miramar Regional Park - Concessions**	100,000	Park Development Fund (387)	No Impact
	A new Amphitheater Complex was constructed near the lake, just west of the aquatic complex at Miramar Regional Park. The scope of work included a tensile canopy for the audience and a special events area for a total overall capacity of 5000 patrons. This project will consist of eleven container type concession structures that will be provided throughout the Amphitheater Complex to serve the patrons. The container structures will include a VIP lounge, restroom facility and miscellaneous food and beverage dispensaries. In addition, the proposed scope of work will include covered walkway canopy systems at various locations. FY 24, as construction cost continue to escalate at an unprecedented rate, a contingency cost was added in order to offset increased material and labor cost.			
51024	**City of Miramar 911 Remembrance Monument**	200,000	Park Development Fund (387)	No Impact
	This project includes the creation of a permanent memorial for the men and women in fire and police forces that assisted in the 911 terrorist attack on the New York City Twin Towers and lost their lives. The two structural steel I-beams were part of the structure of the Twin Towers salvaged from the wreck. The memoriam design overlooks the existing park lake and provides a concrete promenade landscaping, decorative railings and signage for public use. FY 24, as construction cost continue to escalate at an unprecedented rate, a contingency cost was added in order to offset increased material and labor cost.			
51029	**Miramar Regional Bark Park Trail**	15,000	Park Development Fund (387)	No Impact
	This project entails renovating and improving 9,620 linear feet of exiting asphalt trail within the Miramar Regional Park as well as adding 1,660 linear feet of trail that will extend into the newly constructed Dog Park, building two wooden docks with benches that are 20 feet wide by 100 feet long that overlook the adjacent wetland area, and installing 13 new light poles along the trail path.			
51034	**Huntington Park- South Redevelopment**	61,400	Capital Projects Fund (395)	No Impact
	This project would consist of the resurfacing of the basketball and tennis court, addition of a restroom facility, fitness circuit, and pavilion, a new shade structure over the existing playground, and the expansion of the parking lot lighting.			
51038	**City Parks Wi-Fi Infrastructure**	408,000	Park Development Fund (387)	No Impact
	Provide public Wi-Fi services at the City parks enabling residents and visitors to access these services. This project covers the installation and backend communications services required to provide wi-fi services to City parks in a phased approach. This will be a multi-phase project that will take 4 years to complete and require ongoing communications services. This project can also provide future services for public safety by providing the ability to place security cameras at the parks.			
51041	**Pavilion Electric Upgrade**	100,000	Park Development Fund (387)	No Impact
	This project entails the addition of electricity at all of the park pavilions. This will add electricity to approximately 4 pavilions per year.			
51042	**Ansin Track Resurfacing**	1,670,000	Capital Projects Fund (395)	No Impact
	This project consists of installing new Mondo track surface over the existing worn and deteriorated surface.			
51043	**Restroom Additions**	200,000	Park Development Fund (387)	No Impact
	This project proposes to construct new restroom buildings at various unmanned parks with heavy activity that currently do not have restroom facilities to accommodate park users. This would be stand alone restroom buildings with handicap accessibility. Funding proposed for FY24 would be utilized to add a restroom facility to Fairway Park in Historic Miramar. Funding proposed for FY25 will be utilized to add a restroom to Flamingo Estates Park. Funding proposed for FY26 will be utilized to add a restroom to Sunset Lakes Community Center by the athletic fields.			
51044	**Amphitheater Noise Reduction**	445,000	Park Development Fund (387)	No Impact
	This project would include the implementation of various site improvements at the Amphitheater to reduce the sound penetrating into the neighboring homes.			
	Total Park Facilities	**$ 3,449,400**		

Project Number	Description	FY 2024 Cost	Funding Source	Impact on FY 2024 Operating Budget
	Infrastructure Redevelopment & Improvements			
52016	**Meter Repair & Replacement**	$ 900,000	Utility Fund 410	No Impact
	In 1999, the Water Meter Exchange Program was initiated to convert manual-read meters with radio-read technology in the eastern service area. The new western development area has been furnished with radio-read water meters through the Developer Reimbursement Program. The Water Meter Exchange Program was successfully completed in 2006, and allowed Meter Division staffing levels to remain essentially unchanged over the years, even as the number of City meters doubled. In 2017, conversion will begin from Automatic Meter Read (AMR), which requires field drive-by data collection and has the ability to be upgraded to newer technology known as Advanced Metering Infrastructure (AMI) Sensus FlexNet. AMI utilizes an antenna receiver mounted on a large structure (such as the City's water tower) to operate over a large area and uses a fixed radio frequency to wirelessly access data on "smart" meters, and transmits that data to a utility billing center. The AMI FlexNet system enable our meter division to communicate with our customers meters' without ever leaving the office, providing enhanced capabilities that improve customer service such as on-demand meter reads and remote meter disconnect. This project endeavors to maintain all meters and components through timely replacements to ensure continued accuracy in readings and billings.			
52021	**Historic Miramar Canal Improvements**	350,000	Capital Grants Fund (393)	No Impact
	This project will involve the repair of existing canal embankments that show deterioration along the canals and lakes maintained by the City of Miramar located east of University Drive. In FY23, two amendments to the project description were approved, to include installation of geotubes to residents' properties located west of University Drive along City owned canals and lakes which are maintained by external agencies; and between University Drive and Palm Avenue along canals and lakes owned and maintained by external governmental agencies. In FY24, additional funds are requested due to the approved expansion of the project.			
52060	**Air Conditioning Systems Replacement Program**	250,000	2017 CIP Loan Fund (389)	No Impact
	The Building Maintenance Program is responsible for the maintenance of various City facilities with a total of over 500,000 sq. ft. of floor area. This program addresses condition of existing HVAC systems that serve the facilities and provides for the scheduled replacement of the old HVAC systems citywide. Each year, projects are selected based on the condition of building HVAC system with priorities provided by the City's Building Maintenance AC staff.			
52061	**Pembroke Road from SW 160 Avenue to US 27 /**	10,000,000	Capital Grants Fund (393)	No Impact
	This project consists of widening Pembroke Road from two to four lanes from SW 160 Avenue (aka Dykes Road) to SW 196 Avenue, construct new four lanes of roadway with median, landscaping, irrigation, sidewalk, bike lanes and lighting from SW 196 Avenue to US 27, and construct a new roadway with median, landscaping, irrigation, sidewalk, bike lanes and lighting along Miramar Parkway from SW 192 Terrace to Pembroke Road, just west of SW 196 Avenue. Also, construct buffer walls along residential areas. The project will require right-of-way acquisition and offsetting the impact of wetlands by purchasing mitigation credits from a designated professionally managed mitigation bank.			
52087	**Bus Facilities Infrastructure Improvement Program**	1,108,000	Capital Grants Fund (393)	No Impact
	Miramar's Buses and Bus Facilities Infrastructure Improvement Program supports the need to purchase and install 20 bus shelters with amenities and digital displays along the City's Community fixed routes, and renovation of the Miramar Transportation Hub facility including adding digital displays and station announcement systems to improve the conditions and access while adding to the mobility of residents of the City of Miramar. The program funds the construction of bus shelters and associated appurtenances, installation of bus benches, trash cans, and appropriate signage, as needed, throughout the City's transit system. The structures offer shelter and a degree of comfort to residents and visitors. In FY 22, two new bus shelters were proposed to be installed along Miramar Parkway between Flamingo Road and SW 148 Avenue. Due to low density of bus shelters, currently installed along Pembroke Road, the proposed bus shelters were relocated one at the intersection of Pembroke Road and SW 60 Terrace and the second at the intersection of Pembroke Road and SW 69 Avenue. Funding for installation of the two bus shelters approved in FY 22 will be requested in future outer years. The proposed shelters will be hurricane rated, aesthetically pleasing and consistent with the City's urban theme. Amenities shall include weather protection, sidewalks, lighting, landscaping, bicycle racks, trash cans, and digital displays with bus arrival and departure announcement systems. The funding requested in FY 24, will assist with construction of 13 bus shelters along with the necessary appurtenances.			
52088	**WWRF Building N 2nd Floor Conversion/Renovations**	100,000	Utility Fund (410)	No Impact
	Proposed conversion/renovation of the vacant Police Evidence space located on the 2nd Floor of Building N at the Wastewater Reclamation Facility. This project scope of work will include design and construction of +/- 5,400 sq. ft. of miscellaneous demolition; new reception, offices, storage and conference room areas, new restrooms, interior finishes, and IT infrastructure/component.			
52089	**Pembroke Road Bike Lanes from Palm Avenue to**	1,848,000	Capital Grants Fund (393)	No Impact
	This project is to construct buffered bike lanes along Pembroke Road between Palm Avenue and Douglas Road. This project was included in the list of municipal projects to be funded from the County's transportation surtax (aka Mobility Advancement Program) that was approved in 2018. Broward County approved funding in FY 2020 for design of the project in the amount of $252,000. Once approved by County Commission, the City will need to enter into an Interlocal Agreement (ILA) with the County to receive the funds.			
52091	**Utilities Collection & Distribution System Improvements (Master Plan & Subsequent Construction)**	1,000,000	Utility Fund 410	No Impact
	The Utilities Collection and Distribution System Improvements Master Plan will set the policy and infrastructure improvements and capital improvements plan necessary to meet anticipated growth and development for the City of Miramar. The planning horizon encompasses master planning to the year 2045. This project will also entail the construction needed to implement the recommended improvements.			

Project Number	Description	FY 2024 Cost	Funding Source	Impact on FY 2024 Operating Budget
52092	**West Water Treatment Plant Capacity Improvements & Upgrades**	1,000,000	Utility Fund 410	No Impact
	This project is composed of two components: (1) Additional treatment capacity of 2.5 MGD Reverse Osmosis (RO) Membrane Skid, and (2) Other required system upgrades to improve the treatment capacity and performance. For the first component, an additional 2.5 MGD RO Membrane Skid and upgrade of related appurtenances are envisaged for this project. It includes process piping modifications, installation of the membrane skid and process controls equipment and instrumentations, power system, and generator switchgear PLC system upgrade. The other project component includes raw water allocation, a new raw water well and its associated pumping and piping system, new lift station/force main system to pump sewage/concentrate to the Wastewater Reclamation Facility (WWRF), generator/ electrical system upgrade, degasifier and blower system, high service pump station, chemical feeding system. Two new tasks identified for FY 23 will be: (1) new ventilation system for process and chemical areas, (2) replacement of the aging exterior doors and process area doors, and (3) emergency generator and transfer switch for Raw Water Wells 1 and 2.			
52093	**Wastewater Reclamation Facility Capacity Improvements & Re-Rating**	3,000,000	Utility Fund 410	No Impact
	This project is needed to meet the required level of service. It is in the City's best interest to evaluate and re-rate the system to provide additional capacity and perform system improvements and maintenance of the equipment. Delaying this project will reduce the level of service offered to existing and future customers within the City.			
52097	**Miramar Bike and Pedestrian Mobility Improvements**	4,062,588	Capital Grants Fund (393);	No Impact
	Mobility and Bike improvements along Miramar Parkway (Douglas Road to Commerce Parkway) SW 148 Avenue (Bass Creek Road to SW 27 Street), and SW 68 Avenue (Miramar Parkway to SW 27 Court). FY 22 funding is for the design phase costs. Funds for the construction phase, CEI and contingency need to be programmed in FY 24. These costs, except for contingency and other costs over grant amount, will be reimbursed to the City on a quarterly frequency starting on the corresponding funding fiscal year.			
52101	**2 Million Gallon Storage Tank Rehabilitation**	200,000	Utility Fund (410)	No Impact
	The City of Miramar has been utilizing the 2 Million Gallon (2MG) Storage and Repump Station since 1979. The location of the station is at the intersection of Douglas Road and Fogg Road. The facility provides needed water storage and pressure regulation between the East and West Water Treatment Plants. Over the years, the station has deteriorated and the equipment has reached the end of useful life. The station needs several improvements, such as a new backup generator, new VFD pumps and electrical system improvements, fill valve replacement, a new chlorine booster station, and other piping and valve improvements. In addition, the tank needs an interior coating in order to protect the tank walls and maintain water quality. The project will also include landscaping, security, and building improvements to restore the aesthetics of the facility.			
52102	**Sunset Lakes Academy and Fairway Academy**	30,000	Park Development Fund (387)	No Impact
	Sunset Lakes Early Childhood Academy and Fairway Early Childhood Academy provides service to children ranging in ages from 3 months - 5th grade. This project entails replacing existing and damaged playground equipment and changing from sand to a pour-n-play surface which is more of an industry standard at Sunset Lakes and creating an age and developmentally appropriate playground at Fairway for Ages 3 months – 2 years old with playground equipment and installation of artificial turf.			
52103	**Wastewater Collection System Improvements**	350,000	Utility Fund (410)	No Impact
	The Sewer Line Rehabilitation project was initially envisioned as an on-going effort for Infiltration and Inflow (I & I) control in the wastewater collection system and mainly concentrated on gravity pipes. The program addressed priority areas which have the most infiltration and inflows as determined through visual observations and televising the collection system. This expanded annual programs provides for the inspection, evaluation, and repair, reconstruction/rehabilitation of sanitary manholes, gravity sewer pipes, forcemains and sanitary laterals within the public rights-of-way or utility easements. Reconstruction work will include: reduction of I & I; replacement of substandard sewer segments; in place lining of sewer segments and manholes; pipeline and manhole protection; rebuilding of manholes, correction of structural defects and poor alignment due to sagging, etc. The elimination of sewage spills, improved sewer maintenance, inspection of the wastewater collection system and implementing long-term Capital Improvement programs such as this to renew aging infrastructure can reduce the possibility of fines and citations from government regulators and most importantly provides system reliability.			
52104	**Water Distribution System Improvements**	450,000	Utility Fund 410	No Impact
	This comprehensive water distribution system repair project incorporates leak detection program, customer service responses, and scheduled repair work to aggressively reduce and minimize water losses due to pipeline and service line deterioration and damages. The Leak Detection Program was implemented in May 2015, and since its inception, staff have repaired numerous non-surface leaks that have been identified and confirmed as underground service line leaks west of I-75 mainly due to defective pipeline installations during the housing boom in early and mid 2000. The project has shown its effectiveness in reducing water losses and proven to be successful. However, leakage is not just the issue, the aging infrastructure and normal tear and wear needs to be addressed as well. This expanded annual program provides for a wholistic approach to the water distribution maintenance program. Under an ideal condition, the water quality coming out from the water plant should not deteriorate at the point of consumption however a complex physical, chemical and biological reactions occur in the distribution network. The main purpose of this program is to make sure that the distribution piping system is always in good repair. Water main repairs and rehabilitation aims to improve and/or maintain water quality, improve and or maintain the designed hydraulic capacity of pipeline and to improve and/or maintain the structural integrity of the pipelines through reduced leakage, lessen risk of damage to properties, and improve system reliability.			
52105	**Lift Station Improvements**	500,000	Utility Fund 410	No Impact
	Lift Stations consist of pumps, pipelines, valves, wetwells, valve boxes, and a complex telemetry system (SCADA) that operate in a toxic and corrosive environment. Components are under continuous physical stress. Generally speaking, many lift stations have to be rebuilt every 15 to 25 years and some of them may have to be rebuilt sooner at higher capacity depending on various conditions. Routine lift station improvements can help reduce costly repair bills or equipment failures. This project covers over 136 lift stations that the City currently operates and maintains. The elimination of sewage spills, improved sewer maintenance, inspection of facilities and equipment and implementing long-term Capital Improvement programs such as this to renew aging infrastructure can reduce the possibility of fines and citations from government regulators and most importantly provides system reliability.			

Project Number	Description	FY 2024 Cost	Funding Source	Impact on FY 2024 Operating Budget
52106	**East Water Treatment Plant Wellfield Generator**	1,000,000	Utility Fund 410	No Impact
	This project calls for the removal of the underground fuel system at Fire Station 19 and the replacement of the existing diesel-fed generator into a natural gas-fed system. This project also calls for environmental remediation and construction/installation work.			
52107	**Town Center Information Signage**	25,000	Capital Projects Fund (395)	No Impact
	This project consist of the demolishment and replacement of the existing master signage at the Town Center to avail for the Design, Fabrication, and Installation of (3) Digital Marquee Monument signs and (1) additional Master site specific notification sign. Their completion will institute significant purpose for the City by providing for gateway notification, establishing the first prominent promotional activity sign for the Cultural Center ArtsPark; as well as provide destination acknowledgement of the City's flagship Police facility and digitize business activity in the Town Center complex. FY2024 Funding: Proposed Monument Signage at Round-Da-Bout at City Hall.			
52108	**Eastbound Right Turn Lane along Pembroke Road at Flamingo Road**	100,000	Capital Projects Fund (395)	No Impact
	Construction of right turn lane from eastbound Pembroke Road to southbound Flamingo Road. The City requested to add the turn lane during the construction of FDOT-managed project 447680-1, Flamingo Road from Pembroke Road to SR-820/Pines Boulevard milling and resurfacing project. FDOT agreed to perform design services for the turn lane. Miramar is responsible for costs related to construction, and any other contingencies associated with the turn lane. Funding requested in FY 23 and FY 24 is to cover the costs of construction and contingencies.			
52112	**Historic Miramar Drainage Improvements - Phase V**	500,000	Stormwater Management Fund (415)	No Impact
	The Drainage Improvements Phase V project is part of the Historic Miramar Infrastructure Improvements. This project will provide for drainage related system improvements in part of the Historic Miramar area bounded by SW 68 Terrace/SW 25 Street to the north, Sunshine Boulevard to the west, SW 64 Avenue to the east, and Miramar Parkway to the south. A State Revolving Fund (SRF) Loan will be pursued to fund this project.			
52113	**Historic Miramar Complete Streets - Phase IV**	373,356	Capital Grants Fund (393)	No Impact
	This project includes construction of new sidewalks, crosswalks, pedestrian lights and ADA compliant ramps along SW 34th Street, SW 35th Court, and SW 39th Street, all located in between State Road 7 and SW 62 Avenue, and along SW 31st Street from SW 61st Avenue to SW 62nd Ave, and SW 61st Ave from SW 30th St to SW 33rd Street. The City applied for a grant through the Broward Metropolitan Planning Organization's (MPO's) Complete Streets and Local Initiatives Program (CSLIP), which was later converted to a Local Agency Program (LAP) project administered through the Florida Department of Transportation (FDOT). This is a reimbursable grant whereby the City will be reimbursed on a quarterly frequency. City is responsible for contingencies and other costs above grant amount.			
	Total Infrastructure Redevelopment & Improvements	**$ 27,146,944**		

Public Buildings

53016	**Facilities Capital Improvement**	$ 1,850,000	Capital Projects Fund (395)	No Impact
	This project includes procuring consultant services needed to evaluate existing City facilities, and prepare reports on repair and routine maintenance. The consultant will also be required to prepare cost estimates for the repair/renovation to include in the future CIP funding. This project also provides funds for repair and maintenance work on City facilities as well, including HVAC upgrades to various facilities at the Public Works Department request. Current funds within this project ($223,384) along with ($569,000) FY 23 funding was used for the removal and replacement of the existing flat built-up roof and parapet wall repairs at the West District Police Substation; FY2024 funding request is as follows: ($450,000) Tile Roof Replacement, ($600,000) for HVAC Replacement at the West Police Substation, ($200,000) for 3rd floor Executive flooring.			
53027	**Vicki Coceano Childcare Facility Replacement with New Recreation & Multi-Purpose Facility**	1,000,000	Capital Projects Fund (395)	No Impact
	This project will replace the existing childcare facility, due to age and deterioration of the building, with a new one story +/- 6,000 sq. ft. Recreational Multi-Purpose Facility. The proposed facility will include indoor intermural sports and gaming, administration offices, restrooms, conference and multi-purpose room. During the design phase of the new facility, the existing building structure will be demolished. FY2024 Funding: Additional Design Services and Construction Services for the proposed facility and additional parking.			
53029	**Town Center Complex Enhancements**	100,000	2020 CIP Loan Fund Non-Taxable (391)	No Impact
	This project will include enhancement of the Town Center Complex facilities and entrances to match the final phase of Town Center Block 2 development, which will be completed in FY 23. This project will include stucco repair to the buildings, repainting, landscape beautification and enhancement, brick paver replacement in the Town Center courtyard surrounding the palm trees, replacement of the Allison Sky fountain and floor replacement in the Cultural Arts Center art gallery. In addition, this project will include removal and replacement of 3,783 linear feet of 1-inch asphalt walkway at the Town Center and around the lake. In FY24, funding allocated will be used for renovation of administrative office areas.			
53030	**HR Department Office Renovations**	305,000	Capital Projects Fund (395)	No Impact
	This project will include the reconfiguration of the interior space of the Human Resources (HR) Department. This project is to reconfigure approximately 2000 sq. ft to including interior offices, miscellaneous cubical office spaces, additional miscellaneous offices, a multi-service room/training, filing storage area, etc.			
53031	**WWTP Main Control and Administration Bldg. Renovation**	65,000	Utility Fund (410)	No Impact
	Water Quality Laboratory operations have been relocated to its new +/- 3,000 SF Facility. The existing lab of 1,300 SF is now vacant and will be renovated and converted for multi-purpose uses such as Record Storage; Administration Offices; Conference/Meeting Area, etc.			

Project Number	Description	FY 2024 Cost	Funding Source	Impact on FY 2024 Operating Budget
53032	**WWTP Office Renovation**	100,000	Utility Fund (410)	No Impact

Building L Ground Floor is where the executive offices of the Utilities Department is currently housed. Due to increase of personnel in the management team, the current office layout is no longer conducive for a healthful office environment. The renovation project will keep the current work space more organized with better foot traffic circulation. It will further harmonize and improve the overall aesthetics of the office thus enhancing staff productivity. This renovation project is to meet the latest standards in environmental quality: better lighting and better indoor air quality. There's an emerging concept in business called the "healthy building." This concept is based on research that links the design of a space and its and operational policies to overall employee wellness.

Total Public Buildings	**$**	**3,420,000**

Capital Equipment, Vehicles & Software

54019	**Audio Visual Upgrades for Cultural Arts Theater**	$ 1,176,000	Capital Grants Fund (393); Capital Projects Fund (395)	No Impact

This request is to replace and upgrade the outdated, out of warranty Audio Visual and Lighting equipment in the Cultural Arts Theater with state-of-the-art audio visual, and lighting technologies. Phase I will include the upgrade of the theater and stage lighting, and Phase II will include the upgrade of the audio visual equipment. As this is a revenue generating venue, it is critical that the equipment is reliable, well maintained, and competitive with industry standards. The Light and Audio Visual equipment in the Cultural Arts Theater is over 12 years old and in need of replacement. It is imperative that the light equipment be replaced as soon as possible to prevent any critical failures that may occur at any point and time because the current gear is so outdated.

54025	**Purchase of a Vacuum Truck**	$ 420,000	Stormwater Management Fund (415)	No Impact

The Stormwater Management Program is responsible for the maintenance of stormwater structures such as catch basins, pipes, etc., throughout the City. Stormwater Management Program needs an additional dedicated vacuum truck catch basin cleaner for the maintenance of the additional stormwater inlets being added to the City's stormwater drainage system inventory under the Historic Miramar Phase III and Phase IV Drainage Improvement projects.

54026	**Valve Exercise Truck**	$ 240,000	Utility Fund 410	No Impact

The City is implementing a valve exercising program. This program aims to locate and exercise valves to ensure that they function and operate properly. The city has over 13,000 water valves that requires regular valve exercise and a valve exercise truck is required to effectively carryout these maintenance program. This equipment will also be used for our sanitary forcemain and reuse water distribution system.

Total Capital Equipment, Vehicles & Software	**$**	**1,836,000**
GRAND TOTAL FY 2024 CIP	**$**	**35,852,344**

General Fund Revenues and Expenditures Summary

	FY 2021 Actual	FY 2022 Actual	FY 2023 Budget	FY 2023 Revised	FY 2024 Budget	% Change from 2023
Beginning Fund Balance	**$ 32,400,556**	**$ 44,322,752**	**$ 57,441,554**	**$ 57,441,554**	**$ 50,091,967**	
Revenues:						
Current Revenues	$ 187,378,414	$ 197,519,570	$ 193,095,896	$ 193,979,896	$ 212,777,718	10.2%
Transfer In	16,914,246	9,347,934	5,701,000	6,081,437	3,813,800	-33.1%
Approp. of Fund Balance/Carryover	—	—	3,412,023	7,903,403	300,000	-91.2%
Total Revenues	**$ 187,378,414**	**$ 206,867,503**	**$ 202,208,919**	**$ 207,964,736**	**$ 216,891,518**	**7.3%**
Expenditures:						
Departmental:						
City Commission	$ 1,774,957	$ 1,792,788	$ 1,907,925	$ 1,907,925	$ 2,021,525	6.0%
Office of the City Manager	4,791,359	3,858,539	4,383,450	4,980,250	5,245,600	19.7%
Human Resources	3,005,390	3,326,502	3,774,700	3,774,700	4,216,700	11.7%
Legal	791,356	837,715	960,000	960,000	960,000	—%
Office of the City Clerk	1,101,660	1,074,276	1,372,855	1,372,855	1,161,305	-15.4%
Marketing	—	1,995,278	2,586,500	2,717,500	3,021,685	16.8%
Financial Services	4,731,142	5,251,155	5,929,800	5,929,800	6,538,300	10.3%
Procurement	1,330,183	1,438,910	1,506,350	1,583,250	1,644,240	9.2%
Management & Budget	1,861,908	1,935,858	2,133,800	1,921,200	1,923,500	-9.9%
Police	53,598,382	57,754,894	59,558,752	59,862,895	63,119,719	6.0%
Fire-Rescue	44,196,130	43,667,899	43,086,220	43,403,197	46,151,338	7.1%
Building, Planning & Zoning	6,554,674	6,479,785	7,350,318	7,840,618	7,863,018	7.0%
Economic Dev & Housing	1,433,514	1,938,346	2,455,170	2,455,170	2,485,407	1.2%
Public Works	9,790,460	10,867,043	11,351,900	11,866,955	12,324,630	8.6%
Parks & Recreation	13,895,204	15,610,035	17,147,114	17,657,956	18,695,890	9.0%
Social Services	6,955,335	7,518,033	8,597,118	8,438,018	8,901,618	3.5%
Cultural Affairs	2,721,533	3,286,402	4,407,789	4,499,589	4,890,589	11.0%
Sub-Total	158,533,186	168,633,458	178,509,761	181,171,878	191,165,064	7.1%
Non-Departmental						
Non-Departmental	6,781,906	8,849,882	7,849,286	11,734,770	8,413,286	7.2%
Debt Service	474,954	546,448	873,400	873,400	749,700	-14.2%
Transfer Out	9,684,520	15,692,401	13,176,472	13,630,872	14,625,970	11.0%
Appropriated Fund Balance	—	—	1,800,000	553,816	1,937,498	7.6%
Sub-Total	16,941,380	25,088,732	23,699,158	26,792,858	25,726,454	8.6%
Total Expenditures	**$ 175,474,566**	**$ 193,722,190**	**$ 202,208,919**	**$ 207,964,736**	**$ 216,891,518**	**7.3%**
Excess/Deficiency (actuals)	$ 11,903,848	$ 13,145,313	$ —	$ —	$ —	
Appropriated Fund Balance	—	—	1,800,000	553,816	1,937,498	
Appropriation of Fund Balance	—	—	(3,412,023)	(7,903,403)	(300,000)	
Funds 002 Adjustments	18,348	(26,511)	—	—	—	
Ending Fund Balance	**$ 44,322,752**	**$ 57,441,554**	**$ 55,829,531**	**$ 50,091,967**	**$ 51,729,465**	**-7.3%**
Fund Balance Components						
Non Spendable	$ 75,245	$ 190,561	$ 190,561	$ 190,561	$ 190,561	
Committed						
Stabilization Fund	22,115,814	24,487,401	24,487,401	24,487,401	24,955,768	
OPEB Trust Fund	500,000	500,000	500,000	500,000	500,000	
Building Services	1,013,528	6,313,733	6,313,733	6,313,733	6,313,733	
Dev Contributions-Art in Public	27,765	185,913	185,913	185,913	185,913	
Assigned						
Emergency Preparedness	6,161,971	7,848,526	7,848,526	7,848,526	7,998,644	
Pension Trust Fund	6,881,010	8,921,627	8,921,627	8,921,627	9,880,655	
Subsequent Years Budget	1,231,602	1,612,023	—	—	—	
Other	629,926	1,204,191	1,204,191	1,204,191	1,204,191	
Unassigned	5,685,891	6,177,579	6,177,579	440,015	500,000	
Ending Fund Balance	**$ 44,322,752**	**$ 57,441,554**	**$ 55,829,531**	**$ 50,091,967**	**$ 51,729,465**	

Note: Fund balance components subject to change based on final year-end audited balances.

General Fund Revenue Summary by Category

Summary by Category	FY 2021 Actual	FY 2022 Actual	FY 2023 Budget	FY 2023 Revised	FY 2024 Budget	% Change from 2023
General Taxes	$ 93,670,658	$ 98,052,167	$ 108,067,016	$108,895,016	$119,020,300	10.1%
Permits, Fees, Special Assessment	40,034,602	45,092,207	41,029,491	41,029,491	45,361,129	10.6%
Intergovernmental Revenues	16,544,491	24,915,766	17,808,780	17,808,780	20,117,700	13.0%
Charges for Services	15,692,996	18,644,250	21,878,414	21,878,414	23,587,136	7.8%
Fines & Forfeitures	315,395	314,647	652,900	652,900	446,900	-31.6%
Miscellaneous Revenues	4,206,027	10,500,533	3,659,295	3,715,295	4,244,553	16.0%
Transfer In	16,914,246	9,347,934	5,701,000	6,081,437	3,813,800	-33.1%
Appropriation of Fund Balance	—	—	3,412,023	7,903,403	300,000	-91.2%
Total	**$187,378,414**	**$206,867,503**	**$202,208,919**	**$207,964,736**	**$216,891,518**	**7.3%**

This chart is a summary of FY24 General Fund Revenue by Source.

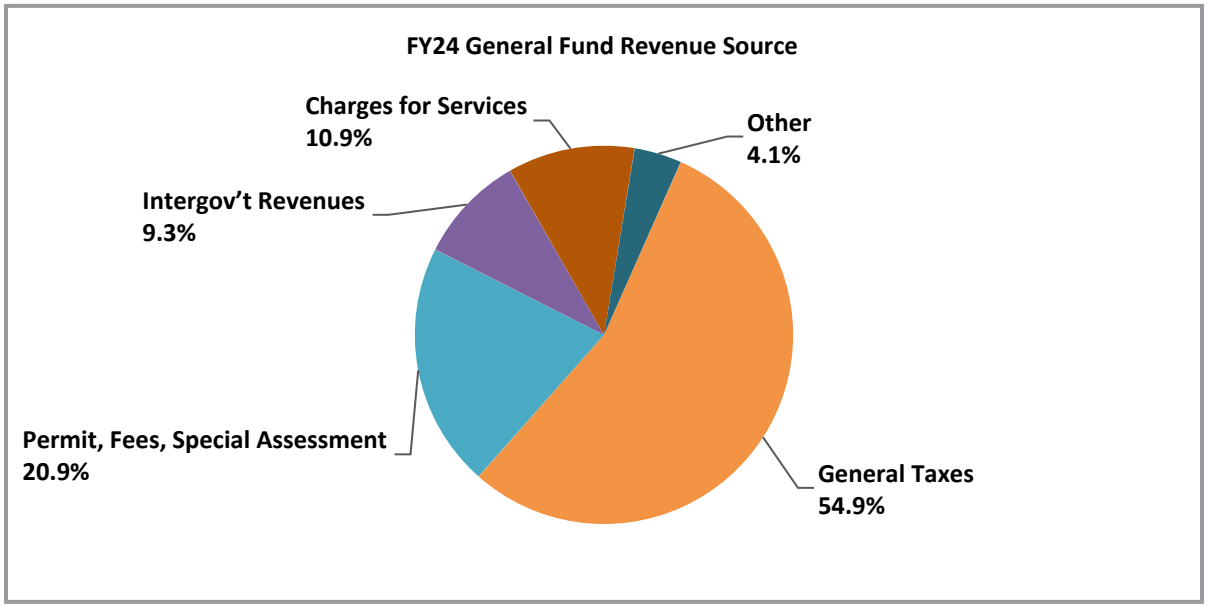

This chart shows the comparison of General Fund Revenues for FY21 to FY24 by Category

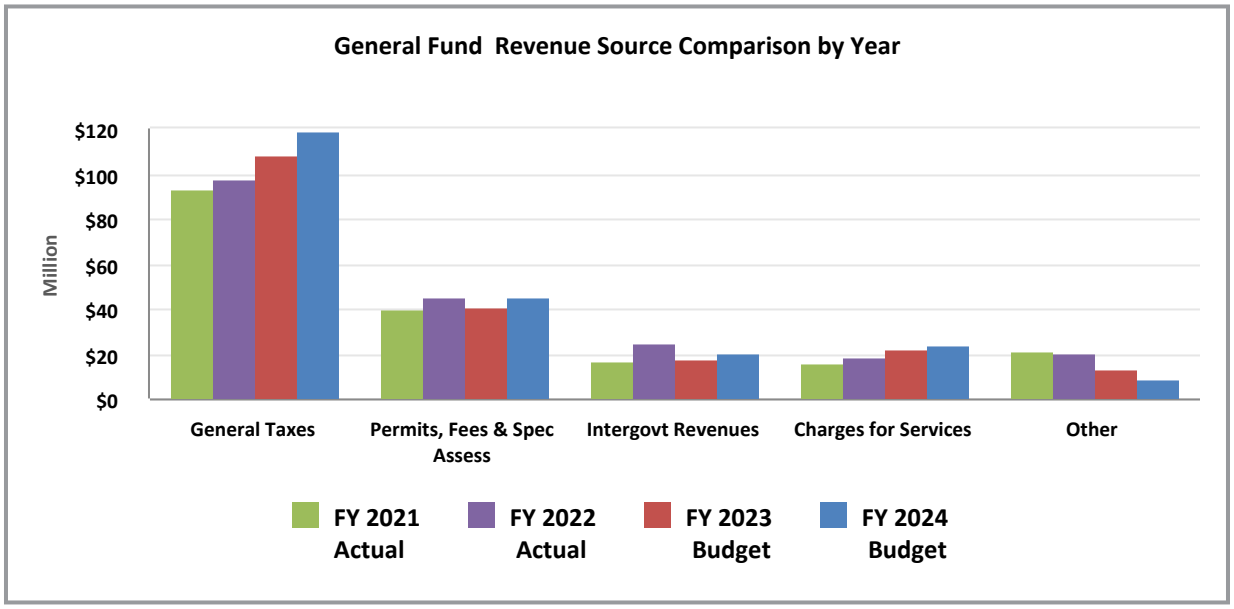

General Fund Expenditure Summary by Category

Summary by Category	FY 2021 Actual	FY 2022 Actual	FY 2023 Budget	FY 2023 Revised	FY 2024 Budget	% Change from 2023
Personnel Services	$129,411,472	$132,496,720	$138,887,125	$139,476,485	$146,202,425	5.3%
Operating Expense	33,590,876	39,074,487	42,707,377	45,949,385	46,719,270	9.4%
Capital Outlay	1,234,075	5,204,160	3,515,845	7,014,543	5,354,255	52.3%
Grants & Aids	124,193	177,009	323,700	283,185	377,400	16.6%
Total Operating Expenditures	**164,360,616**	**176,952,377**	**185,434,047**	**192,723,598**	**198,653,350**	**7.1%**
Capital Improvement Program	—	—	—	—	—	
Debt Service	474,954	546,448	873,400	873,400	749,700	-14.2%
Transfers	9,684,520	15,692,401	13,176,472	13,630,872	14,625,970	11.0%
Other Uses	954,476	530,964	925,000	183,050	925,000	0.0%
Appropriated Fund Balance	—	—	1,800,000	553,816	1,937,498	7.6%
Total	**$175,474,566**	**$193,722,190**	**$202,208,919**	**$207,964,736**	**$216,891,518**	**7.3%**

The following chart is a summary of FY24 General Fund expenditures by category

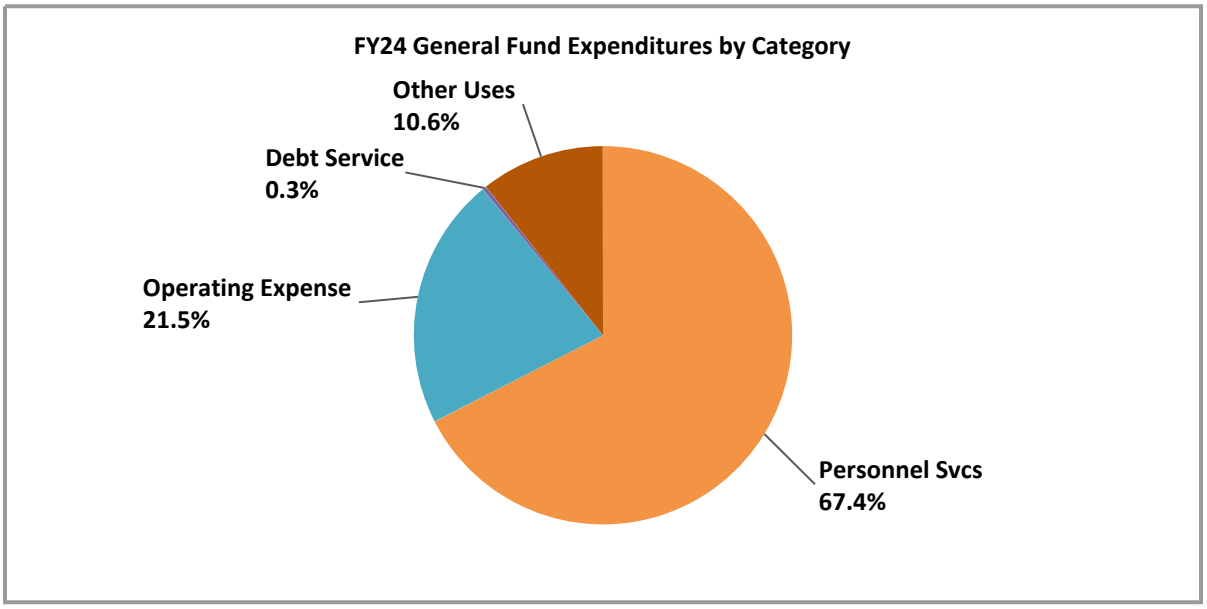

The following chart shows the comparison of General Fund Expenditures for FY21 to FY24 by Category

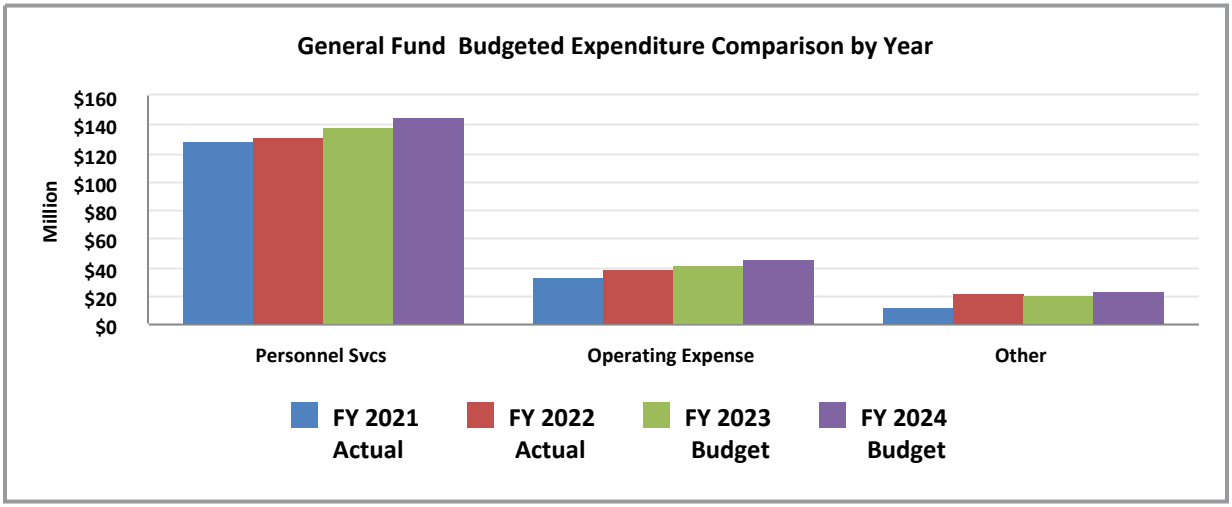

Position Comparison Summary

As indicated, the Fiscal Year 2024 General Fund budget includes a total of 932.10 FTE (Full-time equivalent) authorized positions. This is an increase of 22.00 FTEs from the FY23 Budget. This total is comprised of 851.10 full-time, 133.00 (66.50 FTEs) part-time, 26 (13.00 FTEs) seasonal part-time, and three (1.50 FTEs) temporary part-time budgeted positions.

Department	FY 2021 Actual	FY 2022 Actual	FY 2023 Budget	FY 2023 Revised	FY 2024 Budget	# FTE Change
City Commission	10.00	10.00	10.00	10.00	10.00	—
Office of the City Manager	22.00	12.00	15.00	16.00	16.00	1.00
Human Resources	17.50	19.00	19.00	19.00	20.00	1.00
Office of the City Clerk	5.00	5.00	5.00	5.00	5.00	—
Marketing	—	9.00	13.00	13.00	14.00	1.00
Financial Services	35.50	34.50	36.00	36.00	39.00	3.00
Procurement	9.00	10.00	10.00	10.00	11.00	1.00
Management & Budget	9.00	9.00	9.00	9.00	9.00	—
Police	308.50	311.50	313.50	313.50	318.50	5.00
Fire-Rescue	164.50	164.50	164.50	164.50	165.50	1.00
Building, Planning & Zoning	52.00	47.00	47.00	50.00	50.00	3.00
Economic Development & Housing	8.00	12.00	11.00	11.00	13.00	2.00
Public Works	59.50	55.50	54.10	54.10	54.10	—
Parks & Recreation	98.50	106.50	107.00	108.50	109.50	2.50
Social Services	78.00	79.50	77.00	77.00	77.00	—
Cultural Affairs	15.00	17.00	19.00	19.00	20.50	1.50
Total Full & Part-time positions	**892.00**	**902.00**	**910.10**	**915.60**	**932.10**	**22.00**

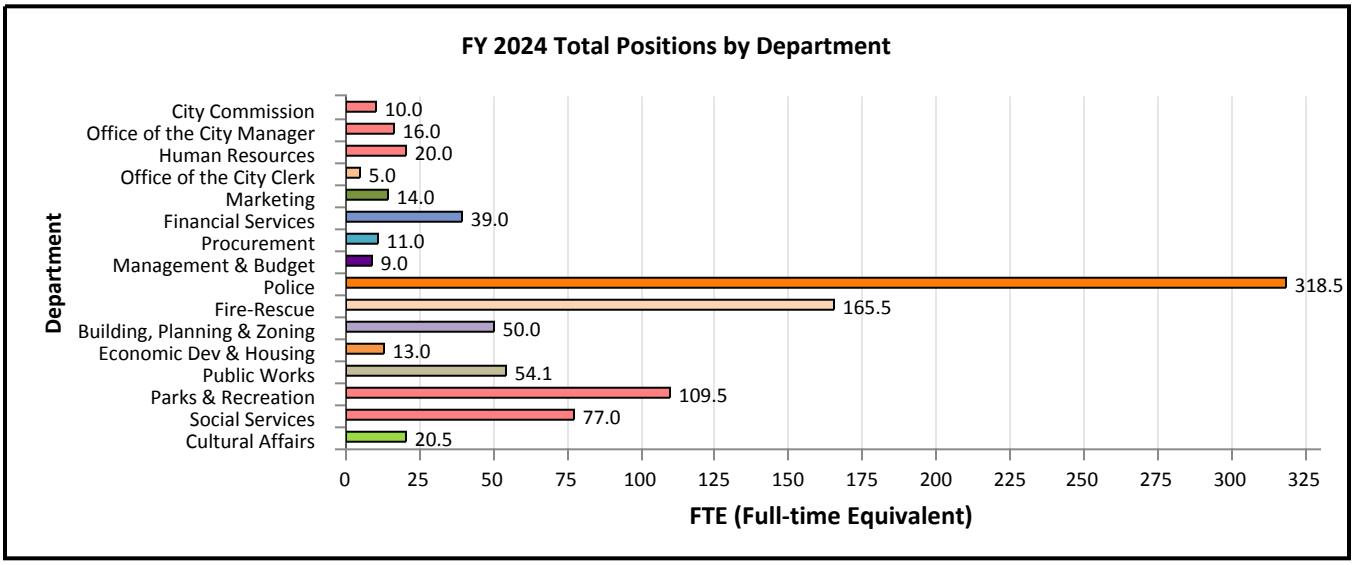

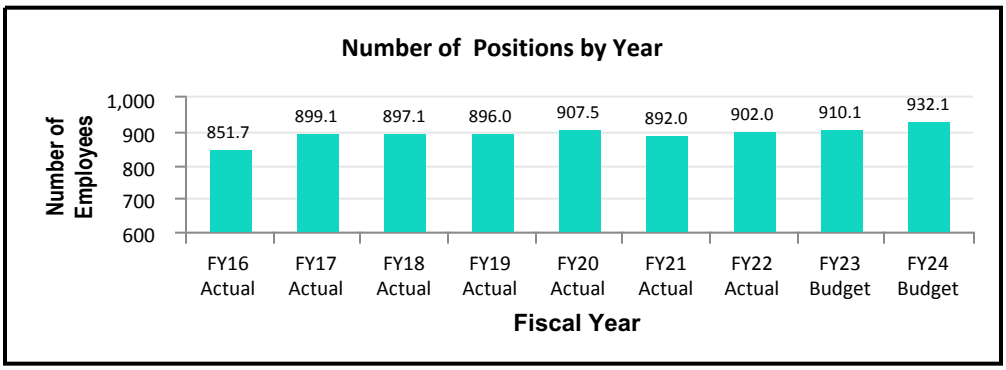

General Fund Revenue Projections

Object/Loc#	Description	FY 2021 Actual	FY 2022 Actual	FY 2023 Budget	FY 2023 Revised	FY 2024 Budget
	General Taxes					
311100	Ad Valorem Taxes-Current	$ 72,792,904	$ 76,247,304	$ 85,993,600	$ 85,993,600	$ 96,055,300
311101	Ad Valorem Taxes-Delinquent	1,299,522	1,256,040	1,400,000	1,400,000	1,300,000
312510	Ins Premium Tax-Fire	1,283,870	1,335,757	1,300,000	2,128,000	1,350,000
312520	Ins Premium Tax-Police	1,210,002	1,278,916	1,350,000	1,350,000	1,350,000
314100	Utility Tax-Electricity	9,248,678	9,598,375	9,650,000	9,650,000	10,345,000
314300	Utility Tax-Water	1,974,101	2,018,688	2,100,000	2,100,000	2,100,000
314400	Utility Tax-Gas	194,364	211,552	180,000	180,000	220,000
315100	Communication Service Taxes	3,539,242	3,781,608	3,693,416	3,693,416	4,100,000
316000	Local Business Tax	2,127,975	2,323,928	2,400,000	2,400,000	2,200,000
	Sub-Total	93,670,658	98,052,167	108,067,016	108,895,016	119,020,300
	Permits, Fees, Special Assessment					
322100	Building Permits	7,588,812	10,482,682	7,100,000	7,100,000	7,100,000
322101	Open Permit Search	304,300	296,100	300,000	300,000	300,000
322110	Permits Surcharge	734,058	939,663	700,000	700,000	700,000
322111	Expired Permits/Revisions Bldg	177,782	187,575	175,000	175,000	175,000
322112	OT Inspection Fee	44,300	402,000	100,000	100,000	75,000
323100	Fran Fee-Electricity	6,741,374	7,887,742	7,850,000	7,850,000	8,250,000
323400	Fran Fee-Gas	86,712	74,191	100,000	100,000	85,000
323700	Fran Fee-Solid Waste Res	821,965	839,344	802,132	802,132	802,132
323701	Fran Fee-Solid Waste Comm	889,906	926,236	813,040	813,040	813,040
323702	Fran Fee-Solid Waste Roll Off	444,558	536,556	349,878	349,878	431,516
323703	Fran Fee-Solid Waste Res Dmst	204,068	212,271	186,441	186,441	186,441
323705	Textile Recycling Revenue	21,430	5,903	9,000	9,000	—
323900	Fran Fee-Towing	142,000	142,000	142,000	142,000	42,000
325200	Fire Protection-Current	21,441,612	21,746,711	22,000,000	22,000,000	26,000,000
325201	Fire Protection-Delinquent	390,066	410,837	400,000	400,000	400,000
329101	Garage Sale Permits	945	1,410	1,000	1,000	1,000
329105	Admin Fee Cost Recovery	714	984	1,000	1,000	—
	Sub-Total	40,034,602	45,092,207	41,029,491	41,029,491	45,361,129
	Intergovernmental Revenues					
331507	Fed Grant-FEMA	102,445	6,634,620	—	—	—
334500	State Grant-FEMA	5,691	207,658	—	—	—
335120	State Revenue Sharing-Proceeds	4,157,744	5,334,799	4,905,800	4,905,800	5,400,000
335140	Mobile License Tax	27,980	31,223	30,000	30,000	30,000
335150	Alcohol Beverage License Tax	24,344	26,159	25,000	25,000	25,000
335180	Local Gov't Half-Cent Sales Tx	10,030,382	11,470,942	10,500,000	10,500,000	11,800,000
335210	Firefighter Supplemental Comp	63,962	73,524	75,880	75,880	75,900
335492	Fuel Tax Refund	63,417	52,882	70,000	70,000	60,000
337400	Loc Grant-Brow Cty Shuttle Bus	615,646	18,406	612,800	612,800	612,800
337602	Loc Grant-Children Svc Council	11,332	20,570	15,000	15,000	17,000
338200	County Occupational Licenses	151,045	119,731	150,000	150,000	140,000
338350	School Resource Officers	1,290,503	925,253	1,424,300	1,424,300	1,957,000
	Sub-Total	16,544,491	24,915,766	17,808,780	17,808,780	20,117,700
	Charges for Services					
341297	Pmt in Lieu of Taxes-Util Fund	2,495,100	2,657,200	2,829,921	2,829,921	3,042,200
341302	Admin Fee -Sanitation	23,550	28,098	19,780	19,780	25,000
341303	Admin Fee-Solid Waste Com	70,665	73,515	75,000	75,000	75,000

Object/Loc#	Description	FY 2021 Actual	FY 2022 Actual	FY 2023 Budget	FY 2023 Revised	FY 2024 Budget
341304	Admin Chg to Utility Fund	4,562,200	4,362,400	5,745,309	5,745,309	6,064,200
341307	Admin Fee-SW Res Curb	73,902	76,628	73,499	73,499	73,499
341308	Admin Fee-SW Res Dmst	14,211	14,777	15,000	15,000	15,000
341309	Admin Chg to Stormwater	897,402	928,812	961,320	961,320	995,000
341900	Election Qualifying Fees	500	—	—	—	—
342120	Police Admin Fees	13,261	31,491	34,000	34,000	34,000
342130	Alarm Registration Fees	29,415	19,790	40,000	40,000	30,000
342136	Short-term rental registr. fee	—	—	—	—	25,000
342160	Notary Services/Copies/Records	7,439	10,490	7,000	7,000	7,000
342510	Fire Inspection Fees	1,684,854	2,366,746	2,750,000	2,750,000	2,832,500
342600	Ambulance Fees	1,685,524	2,170,015	2,275,000	2,275,000	2,500,000
343900	Development Review Fees	127,017	146,230	275,000	275,000	275,000
346910	Child Care Fees	818,203	1,162,534	1,289,484	1,289,484	1,353,958
346912	Adult Day Care Fees	5,665	53,225	61,508	61,508	48,000
346913	Adult Day Care-Long Term Care	5,233	23,670	42,925	42,925	68,400
347210-010	Summer Program-Miramar Youth Enrichment Ctr	11,189	13,845	15,000	15,000	15,000
347210-061	Summer Program-Aquatics-West	33,839	35,535	40,000	40,000	43,000
347210-070	Summer Program-Sunset Lakes	27,323	44,080	70,000	70,000	70,000
347210-080	Summer Program-Miramar Regional Park	—	4,435	—	—	9,000
347210-090	Summer Program-Ansin Sports Complex	31,824	24,782	58,000	58,000	32,500
347210-100	Summer Program-Vizcaya Park	—	29,695	30,000	30,000	37,500
347210-170	Summer Program-Miramar Cultural Center	—	800	77,000	77,000	77,000
347260-000	Contracted Prog-MYEC-Unassigned	—	21,521	55,750	55,750	49,600
347260-010	Contracted Prog-MYEC-Miramar Youth Enrichment Ctr	3,577	3,123	3,000	3,000	4,000
347260-060	Contracted Prog-MYEC-Aquatics-East	—	11,418	12,000	12,000	20,000
347260-061	Contracted Prog-MYEC-Aquatics-West	4,307	8,277	10,000	10,000	10,000
347260-070	Contracted Prog-MYEC-Sunset Lakes	13,507	4,992	4,800	4,800	2,500
347260-080	Contracted Prog-MYEC-Miramar Regional Park	24,435	6,859	3,600	3,600	5,760
347260-090	Contracted Prog-MYEC-Ansin Sports Complex	—	—	2,200	2,200	2,200
347260-100	Contracted Prog-MYEC-Vizcaya Park	—	—	2,000	2,000	2,000
347260-180	Contracted Prog-MYEC-Multi Service Center	747	—	750	750	750
347270-000	Admission Fees-Unassigned	—	—	5,000	5,000	5,000
347270-070	Admission Fees-Sunset Lakes	—	6	—	—	—
347270-080	Admission Fees-Miramar Regional Park	(4,153)	59,588	90,000	90,000	75,000
347270-090	Admission Fees-Ansin Sports Complex	586	4,015	—	—	—
347271-060	Aquatic Fees-Aquatics-East	84,310	100,022	75,000	75,000	100,000
347271-061	Aquatic Fees-Aquatics-West	226,485	372,384	340,000	340,000	370,000
347280-010	Rec Activities-MYEC-Miramar Youth Enrichment Ctr	9,367	18,689	18,000	18,000	20,000
347280-070	Rec Activities-MYEC-Sunset Lakes	10,320	22,004	20,000	20,000	23,000
347280-090	Rec Activities-MYEC-Ansin Sports Complex	3,265	10,791	18,000	18,000	18,000
347280-100	Rec Activities-MYEC-Vizcaya Park	(1,883)	(289)	5,000	5,000	5,000
347284	Rec Activities-Track Meet	10,322	—	3,500	3,500	9,000
347285	Rec Activities-Parking Fees	113,395	174,475	179,800	179,800	196,351
347296-000	Athletic Programs-Unassigned	—	25,641	40,000	40,000	40,000

General Fund Revenue Projections

Object/Loc#	Description	FY 2021 Actual	FY 2022 Actual	FY 2023 Budget	FY 2023 Revised	FY 2024 Budget
347299-010	Holiday Camps-Miramar Youth Enrichment Ctr	—	1,550	2,000	2,000	2,000
347299-061	Holiday Camps-Aquatics-West	990	4,485	7,000	7,000	5,250
347299-070	Holiday Camps-Sunset Lakes	110	2,532	5,000	5,000	2,550
347299-080	Holiday Camps-Miramar Regional Park	—	925	2,000	2,000	2,000
347299-090	Holiday Camps-Ansin Sports Complex	870	3,005	4,000	4,000	4,000
347299-100	Holiday Camps-Vizcaya Park	—	—	2,500	2,500	2,500
347304	Banquet Hall Service Fee	10,547	38,293	58,000	58,000	54,400
347308	Registration Fees-EDU Programs	—	4,039	2,500	2,500	33,520
347309	General Concessions	52,345	64,360	152,000	152,000	178,544
347310-170	Concession-Food-Miramar Cultural Center	729	15,205	17,000	17,000	20,000
347311-170	Concession-Beverage-Miramar Cultural Center	1,089	15,604	14,000	14,000	20,000
347312-170	Concession-Alcohol-Miramar Cultural Center	7,762	74,338	75,000	75,000	85,000
347313-170	Catering-Food-Miramar Cultural Center	7,990	57,667	117,500	117,500	75,000
347314	Catering-Beverage	1,145	2,798	13,000	13,000	3,000
347315	Catering-Alcohol	1,140	13,892	61,500	61,500	20,500
347316	Reception Package	38,170	85,623	300,000	300,000	300,000
347320	Food & Beverage Svcs	2,026	10,200	7,000	7,000	15,000
347330	Food & Bev Staff- Reimbursable	5,121	18,873	12,000	12,000	25,000
347337	Group Sales Svcs Fee	—	—	50,000	50,000	75,000
347339	Ticket Sales	260,525	225,369	364,018	364,018	488,160
347340	Box Office Svcs Fee	—	—	25,000	25,000	—
347341	Ticket Printing Fee-For Profit	—	779	10,000	10,000	3,000
347345	Credit Card Fee	13,031	33,316	45,000	45,000	31,000
347346	Facility Ticket Fee	—	32,220	75,000	75,000	40,000
347350	Souvenirs	290	—	750	750	750
347351	Merchandise Sales	—	—	5,000	5,000	6,000
347371	Production Staff Reimbursable	—	106,114	100,000	100,000	120,000
347372	Production Equipment Rental	—	2,804	20,000	20,000	3,000
347373	Production Outside Equip Renta	—	100	40,000	40,000	—
347374	Production Svcs Fee	—	6,726	8,000	8,000	10,000
347375	Production Svcs Incidental	—	1,377	5,000	5,000	1,500
347380	Theater Svcs Package	—	—	50,000	50,000	—
347385	Theater Addtl Srvc Fire Marsha	—	4,300	1,000	1,000	5,000
347386	Theater Insurance	—	1,600	5,000	5,000	2,000
347405	Special Events Fees	6,855	58,058	15,000	15,000	15,000
347410	Vendor Registration & Sponsors	12,500	15,343	5,700	5,700	23,500
349000	Lien Research	602,838	558,601	625,000	625,000	450,000
349001	Passport Services	21,160	90,800	90,100	90,100	125,000
349003	Other Charges and Svcs	5,213	95	5,200	5,200	5,200
349004	Garage Condo Fees	78,712	78,320	80,000	80,000	80,000
349010	Vending Services	6,931	14,126	10,000	10,000	14,000
349014	Bus Benches CARE	—	—	—	—	—
349018	Lease Revenue - Building	—	103,729	—	—	103,700
349019	Lease Revenue - Towers	—	413,006	—	—	317,500
362100-000	Rental Revenue - MYEC-Unassigned	—	—	50,000	50,000	50,000
362100-010	Rental Revenue - MYEC-Miramar Youth Enrichment Ctr	2,634	11,413	12,000	12,000	12,000

Object/Loc#	Description	FY 2021 Actual	FY 2022 Actual	FY 2023 Budget	FY 2023 Revised	FY 2024 Budget
362100-070	Rental Revenue - MYEC-Sunset Lakes	23,623	114,069	120,000	120,000	125,000
362100-080	Rental Revenue - MYEC-Miramar Regional Park	68,173	159,807	200,000	200,000	200,000
362100-090	Rental Revenue - MYEC-Ansin Sports Complex	1,500	14,053	2,500	2,500	3,000
362100-091	Rental Revenue - MYEC-Ansin Stadium	95,277	85,309	—	—	—
362100-100	Rental Revenue - MYEC-Vizcaya Park	4,004	74,291	71,500	71,500	71,500
362100-180	Rental Revenue - MYEC-Multi Service Center	7,895	121,920	105,000	105,000	120,000
362102	Rental-Police Range Master	9,504	7,128	9,500	9,500	10,000
362200	Rental-Park Fields	7,569	52,984	40,000	40,000	55,000
362204	Rental-Amphitheater	167,582	156,566	132,600	132,600	399,744
362205	Rental-Theater	340,506	181,656	120,000	120,000	150,000
362206	Rental-Rooms	—	—	1,000	1,000	—
362209	Rental-In House Equip-Banquet	1,624	4,781	5,000	5,000	5,000
362215-170	Rental-Banquet Hall-Miramar Cultural Center	1,247	97,211	100,000	100,000	165,000
362216-170	Rental-Kitchen-Miramar Cultural Center	—	500	—	—	—
362217-170	Rental-Small Wares-Miramar Cultural Center	—	900	5,000	5,000	3,000
362301	Rental-General	21,515	57,919	60,000	60,000	60,000
362302	Rental-NSU	112,390	103,024	112,400	112,400	112,400
362400	Rental-Telecom Tower	572,965	118,242	572,000	572,000	572,000
	Sub-Total	15,692,996	18,644,250	21,878,414	21,878,414	23,587,136
	Fines and Forfeitures					
351500	Traffic Court Fines-General	86,812	160,512	350,000	350,000	200,000
351502	Civil Penalty Surcharge	—	—	500	500	500
354100	Local Ordinance Violations	119,274	98,329	165,000	165,000	120,000
354101	Broward County Parking Fines	6,294	7,456	21,400	21,400	10,400
354102	City Code Violations	—	—	66,000	66,000	66,000
354103	Building Code Violations	50,545	48,350	50,000	50,000	50,000
358201	Sale of Seized Assets Law Enf.	52,469	—	—	—	—
	Sub-Total	315,395	314,647	652,900	652,900	446,900
	Miscellaneous Revenues					
361100	Int Earnings	106,037	462,918	821,700	821,700	1,187,200
361101	FLPALM Int Earnings	61	89,463	165,000	165,000	300,000
361102	FLCLASS Int Earnings	—	74,325	140,000	140,000	200,000
361103	FLSTAR Int Earnings	—	—	—	—	100,000
361108	Interest Income - Building	—	15,352	—	—	12,800
361109	Int-Other	1,299	1,412	19,000	19,000	19,000
361110	Interest Income - Towers	—	18,776	—	—	15,500
361200	Dividend Income	47	—	60	60	60
361300	Net Inc/Dec in FMV of Invest	—	(51,759)	—	—	—
364100	Disp of Fixed Assets-Gov't	171,626	85,996	100,000	100,000	100,000
366201	Contributions/Donations	(100)	—	—	—	—
366203	Developer Contrib-Public Art	8,103	158,148	—	56,000	—
366205	Special Events Vendor Fees	—	375	—	—	—
366210	Prog Support-MCC Presents	—	—	5,000	5,000	25,000
366212	Prog Support-Education	—	9,245	5,000	5,000	6,000
366430	Waste Reduct Ed Contr-Roll Off	30,415	109,129	26,319	26,319	27,343

General Fund Revenue Projections

Object/Loc#	Description	FY 2021 Actual	FY 2022 Actual	FY 2023 Budget	FY 2023 Revised	FY 2024 Budget
366431	Solid Waste Contract Mgmt Cont	138,600	185,017	238,600	238,600	257,500
366432	Waste Reduction-Comm	139,605	145,382	150,000	150,000	150,000
366433	Waste Reduction-Res Curb	103,304	107,178	103,301	103,301	103,301
366434	Waste Reduction-Res Dmst	32,124	33,192	29,349	29,349	29,349
366436	Public Education Waste Pro	30,000	30,000	30,000	30,000	30,000
369900	Miscellaneous Revenue	326,904	227,248	301,000	301,000	301,000
369905	Over/Short	(351)	(7,610)	—	—	—
369910	Reimbursed Expenses-General	99,813	101,714	85,000	85,000	85,000
369911	Reimbursed Expenses-Fire	375	3,245	1,500	1,500	1,500
369915	P-Card Rebates	178,924	52,059	200,000	200,000	70,000
369921	Cost Avoidance Collection-Res	377,777	334,325	206,466	206,466	192,000
369923	Cost Avoidance Coll-Commercial	673,580	701,054	720,000	720,000	720,000
369925	Cost Avoidance Coll-Res Dmpstr	150,152	156,209	160,000	160,000	160,000
369930	SW and Recy Liquidated Damages	—	—	2,000	2,000	2,000
369935	Community Engagement Program	150,000	150,000	150,000	150,000	150,000
383100	Capital Lease Proceeds	—	6,498,337	—	—	—
383200	Other Financing Sources-Bldg	—	809,804	—	—	—
388100	Oth Fin Source-Sale Cap Assets	1,487,733	—	—	—	—
	Sub-Total	4,206,027	10,500,533	3,659,295	3,715,295	4,244,553
	Other Sources					
381005	Trfr Fr Billboard Rev Fund	—	370,500	370,400	370,400	370,400
381145	Trfr Fr Pol Outside Svcs Fund	166,667	200,000	200,000	200,000	200,000
381162	Trfr Fr Federal Grant Fund	15,085,836	6,510,965	2,630,655	2,441,509	630,655
381163	Trfr Fr State & Cty Grant Fund	228,447	190,269	311,245	823,136	311,245
381164	Trfr Fr NSP Fund	—	—	—	43,114	—
381385	Trfr Fr Street Constr&Maint Fd	1,433,296	2,076,200	2,188,700	2,188,700	2,301,500
381393	Trfr Fr Capital Grants Fund	—	—	—	14,578	—
399900	CIP Carryover	—	—	—	1,456,193	—
399999	Appropriation Of Fund Balance	—	—	3,412,023	6,447,210	300,000
	Sub-Total	16,914,246	9,347,934	9,113,023	13,984,840	4,113,800
	Total	**$187,378,414**	**$206,867,503**	**$202,208,919**	**$207,964,736**	**$216,891,518**

Object #	Account Description	Justification
Revenue		
311100	Ad Valorem Taxes-Current	The major components that determine the amount of revenue projected in this category are: 1) the taxable value of new construction appearing on the tax rolls for the first time and 2) the taxable values (net of exemptions) of current real and personal property within the City. The FY 24 adopted amount is based on the July 1st Certificate of Taxable Value growth rate of 12.43% ($14,058,564,021) at a millage rate of 7.1172. The City budgets approximately 96% of the gross receipts to account for early payment discounts.
311101	Ad Valorem Taxes-Delinquent	This revenue source is derived by those taxpayers who do not pay their taxes by March 31, of any given year. Total revenue received in this category is minimal when compared to the total ad valorem taxes collected.
312510	Ins Premium Tax-Fire	These are revenues provided by the State to help fund Fire Pensions per F.S. 175. The revenues are generated based on a tax on property and casualty insurance policies.
312520	Ins Premium Tax-Police	These are revenues provided by the State to help fund Police Pensions per F.S. 185. The revenues are generated based on a tax on property and casualty insurance policies.
314100	Utility Tax-Electricity	This revenue line item is derived from a 10% tax levied on each customer's electric bill within the corporate limits of the City.
314300	Utility Tax-Water	This revenue line item is derived from a 10% tax levied on each customer's water bill that receives service within the corporate limits of the City.
314400	Utility Tax-Gas	This revenue line item is derived from a 10% tax levied on each customer's gas bill that receives service within the corporate limits of the city.
315100	Communication Service Taxes	This is the combined revenues of what was formerly the Franchise Fees Telephone, Franchise Fee Cable, and Utility Tax Telecommunications. The taxes are collected by the State of Florida and remitted to the City on a monthly basis. The State of Florida releases projections for this revenue account late June/ early July of each year.
316000	Local Business Tax	This revenue source is derived from all businesses that operate within the City. The fees for the various types of businesses are set by ordinance. Per Florida Statutes, Local Business Tax Fees can be increased every other year by no more than 5%.
322100	Building Permits	Permits must be issued to any individual or business that does construction work within the corporate limits of the City. These permits are issued for construction, such as electrical, plumbing, structural, mechanical, etc.
322101	Open Permit Search	This fee was implemented to help cover the costs of research and analysis on whether open permits exist for a house undergoing a transfer of ownership. This fee, per address, is usually paid by the title company involved in the transfer. Fee includes expedited lien search.
322110	Permits Surcharge	This surcharge pertains to permit fees. If permit is building related revenue will go to Building Program, and if it is planning and zoning related it will go to the Planning Program. Funds are for technology upgrades that will enhance building development related customer service.
322111	Expired Permits/Revisions Bldg	Fees for renewal of expired permits and building plan revisions.
322112	OT Inspection Fee	This is a permit fee for weekend inspections performed by inspectors; the requests are made by the project manager/developer.
323100	Fran Fee-Electricity	This revenue line item is derived from a 6% charge on each customer's electric bill within the corporate limits of the City.
323400	Fran Fee-Gas	This revenue line item is derived from a 6% charge on each customer's gas bill within the corporate limits of the City.
323700	Fran Fee-Solid Waste Res	Fees charged per the solid waste agreement with the City's franchise waste hauler for residential single-family curbside service.
323701	Fran Fee-Solid Waste Comm	Fees charged per the solid waste agreement with the City's franchise waste hauler for commercial solid waste services.
323702	Fran Fee-Solid Waste Roll Off	Fees charged per the solid waste agreement with the City's franchise waste hauler for roll-off solid waste services.
323703	Fran Fee-Solid Waste Res Dmst	Fees charged per the solid waste agreement with the City's franchise waste hauler for multi-family residential container (dumpster) service.
323900	Fran Fee-Towing	Revenues generated from the City's Towing Franchise agreement for towing within the city limits.
325200	Fire Protection-Current	This revenue source was implemented in FY 05. The latest rate study was completed in November 2022. The proposed rates are set at full cost for the provision of fire protection service. The annual amount is derived from property owners by the following categories: Residential-single and multi-family $479.21 per household, Mobile Homes $221.44 per unit, Commercial $0.7329 per sq. ft., Industrial/Warehouse $0.1794 per sq. ft. and Institutional $0.3751 per sq. ft., capped at 100,000 sq. ft. The amount budgeted is based on data provided by the Broward County Property Appraiser's Office.
325201	Fire Protection-Delinquent	This revenue source is derived by those taxpayers who do not pay their taxes by March 31 for any given year. Total revenue received in this category is minimal when compared to the total Fire Protection Assessment collected.
329101	Garage Sale Permits	This revenue is generated from permit required in order to have a garage sale within the City.

Object #	Account Description	Justification
335120	State Revenue Sharing-Proceeds	State of Florida distributes revenues collected to local governments per the 1972 Florida Revenue Sharing Act. 82% of the revenues received are from sales and use tax collections and are included in the General Fund and 18% are from the fuel tax on motor fuel and are included in the Street Maintenance Fund. More information about this revenue source can be found in the Local Government Information Handbook published by the Florida Office of Economic & Demographic Research.
335140	Mobile License Tax	This revenue source is derived from the annual license tax that is levied on park trailers and mobile homes. This tax ranges from $20 to $80 each which the County remits to the State and then remitted back to the local government based on a predetermined formula.
335150	Alcohol Beverage License Tax	This tax is levied on the sale of various alcoholic beverages in the City which is remitted to the State and refunded to the City based on a predetermined formula.
335180	Local Gov't Half-Cent Sales Tx	Authorized in 1982, this program generates the largest amount of revenue for local governments state-shared revenue sources. This revenue source is represented by one half of the revenue generated by the additional 1% sales tax which is distributed to counties and cities based on a population formula. More information about this revenue source can be found in the Local Government Information Handbook published by the Florida Office of Economic & Demographic Research.
335210	Firefighter Supplemental Comp	This is derived from state revenue sharing and is reimbursed to the City on an as available basis for educational costs associated with firefighters.
335492	Fuel Tax Refund	The City is required to pay State taxes on its original fuel purchases. Since the City is a tax exempt organization, reimbursement is submitted on a monthly basis for the State taxes.
337400	Loc Grant-Brow Cty Shuttle Bus	The City has an existing Interlocal Agreement with Broward County Transportation Services (Community Bus Service) that helps fund the City's local routes. The bus service has a total of three routes which operates five days per week, 12 hours per day and connects with the Broward County Mass Transit System.
337602	Loc Grant-Children Svc Council	Fees collected from participants for registration and the fee amount determined for the program using the Children's Services Council Sliding Fee Schedule, and revenue provided by the Maximizing Out of School Time (MOST) Grant. Funder: Children Services Council.
338200	County Occupational Licenses	All businesses in the City of Miramar must also pay the County Business Tax in order to operate a business within Broward County.
338350	School Resource Officers	This revenue is derived from services of police officers assigned to a specific schools per an Interlocal Agreement between the Broward County School Board and the City. In addition, the City expanded this program to include one School Resource Officer to serve the City's charter schools, which provides the same match as the public schools.
341297	Pmt in Lieu of Taxes-Util Fund	This represents a portion of the approximate equivalent in property taxes generated from utility fund's property assets.
341302	Admin Fee -Sanitation	This revenue source is derived from fees paid by the Franchise hauler to the City for administration, monitoring, billing, and collection services associated with the Franchise Agreement.
341303	Admin Fee-Solid Waste Com	This revenue source is derived from fees paid by the Franchise hauler to the City for administration, monitoring, billing, and collection services associated with the Franchise Agreement.
341304	Admin Chg to Utility Fund	These are fees charged to the Utility Funds to reimburse the costs for services provided by the General Fund activities.
341307	Admin Fee-SW Res Curb	This revenue source is derived from fees paid by the Franchise hauler to the City for administration, monitoring, billing, and collection services associated with the Franchise Agreement.
341308	Admin Fee-SW Res Dmst	This revenue source is derived from fees paid by the Franchise hauler to the City for administration, monitoring, billing, and collection services associated with the Franchise Agreement.
341309	Admin Chg to Stormwater	These are fees charged to the Enterprise Fund, Stormwater Management, to reimburse for costs of services provided by General Fund activities.
342120	Police Admin Fees	This represents fees that the City charges for the reproduction of police reports and other like items. Revenue is forecast based on prior years and anticipated actual amounts.
342130	Alarm Registration Fees	This represents fees that the City charges to residential and commercial establishments that have burglar alarms within the City Limits.
342136	Short-term rental registr. fee	Charges for initial registration and annual registration fee for short term rental properties.
342160	Notary Services/Copies/Records	Notary services, existing building plan copies, and certified documents provided by City staff.
342510	Fire Inspection Fees	This revenue source is to cover the costs for annual fire inspections at residential and commercial establishments within the corporate limits of the City. In the event the business does not pass the inspection, they are required to do a reinspection with an additional fee. This revenue source is also assessed for necessary and reasonable costs incurred by the City in connection with responding to, investigating, mitigating, abating, cleaning, and removing the release of a hazardous substance.
342600	Ambulance Fees	These fees are charged for Fire-Rescue's Emergency Medical Services (EMS) to transport patients to the hospital.

Object #	Account Description	Justification
343900	Development Review Fees	These are fees charged to developers for costs associated with the interdepartmental review of new development proposals such as site plans and plats.
346910	Child Care Fees	This revenue source is from registration and fees collected to cover the cost for providing child care services.
346912	Adult Day Care Fees	Revenues associated with providing Adult Day Care services.
346913	Adult Day Care-Long Term Care	This represents the revenue collected from Long-Term Care Insurance agreements.
347210	Summer Program	This account is to account for revenues from Parks and Cultural Affairs summer camp tuition fees.
347260	Contracted Prog-MYEC	City's revenue collected from contractual classes and programs offered at the City's various Park locations and Social Services programs, such as programs at Miramar Youth Enrichment Center, Sunset Lakes, Mir Regional Park, Aquatics-West, Ansin, Athletics and Vizcaya Park, as well as funds received from Broward County for the provision of senior transportation to seniors who are physically unable to access normal modes of public transportation to a nutritional site.
347270	Admission Fees	Admission fees for weekends and holidays at Regional Park and Ansin Sports Complex.
347271	Aquatic Fees	Fees for swimming-class registrations and pool admission as well as Funbrella rentals at Miramar Regional Aquatic Complex and Miramar Aquatic Center.
347280	Rec Activities-MYEC	Yearly membership fees to utilize facility amenities such as game room, weight room and computer labs at the Miramar Youth Enrichment Center, Sunset Lakes, Ansin and Vizcaya Park.
347284	Rec Activities-Track Meet	Athlete registrations for track meets at Ansin Sports Complex.
347285	Rec Activities-Parking Fees	Fees collected from events through Rentals, Special Events, and Agreements at the City's various Parks locations.
347296	Athletic Programs	This revenue provides support to the Athletics Program, competitions & events.
347299	Holiday Camps	Winter and Spring Camp registration fees at the Miramar Youth Enrichment Center, Ansin Sports Complex, Aquatic Complex and Vizcaya Park.
347304	Banquet Hall Service Fee	This revenue account records revenues resulting from a service charge on all Banquet Hall Service items.
347308	Registration Fees-EDU Programs	These fees are collected from participants in educational programs.
347309	General Concessions	Concession vendor registration fees collected for events at Ansin Sports Complex and Regional Park.
347310	Concession-Food	This revenue account is used to record revenues from concession sales of food.
347311	Concession-Beverage	This revenue account is used to record revenues from concession sales of non-alcoholic beverages.
347312	Concession-Alcohol	This revenue account records revenues from concession sales of alcoholic beverages.
347313	Catering-Food	This revenue account records revenues from sales of food at events which are priced for the client as "a la carte" and not as a package price.
347314	Catering-Beverage	This revenue account records revenues from sales of non-alcoholic beverages at events which are priced for the client as "a la carte" and not as a package price.
347315	Catering-Alcohol	This revenue account records revenues from sales of alcoholic beverages at events which are priced for the client as "a la carte" and not as a package price.
347316	Reception Package	To account for revenue related to package sales (weddings, breakfast, etc.).
347320	Food & Beverage Svcs	This revenue account records revenues from rentals of linen and décor in Food and Beverage Services.
347330	Food & Bev Staff- Reimbursable	This revenue account records revenues received from rental clients to pay for reimbursable labor for rental events such as servers and bartenders in Food and Beverage Services.
347337	Group Sales Svcs Fee	Fees collected from tickets for Afro Carib Event through various ticket vendors.
347339	Ticket Sales	Revenue from ticket sales at various City facilities and events.
347341	Ticket Printing Fee-For Profit	This revenue account serves to record revenues received from ticket printing fees charged to renters as per Commission approved Price List and embedded in rental contracts.
347345	Credit Card Fee	Credit card fee of to help recover credit card fees charged by our electronic vendors for all credit/debit card transactions. Fee is consistent with fees charged by other municipalities.
347346	Facility Ticket Fee	This revenue account serves to record revenues received from Facility Fee charged per ticket for all ticket types (except lap tickets and administrative comps) as embedded in contracts.
347350	Souvenirs	This account is used to budget for revenues as a result of sales of souvenirs.
347351	Merchandise Sales	Fees collected from sale of Afro Carib Event memorabilia.
347371	Production Staff Reimbursable	This revenue account serves to record revenues received as a reimbursement for as-needed production staff charges for rental productions.
347372	Production Equipment Rental	This revenue account serves to record revenues received from Production Equipment rented by MCC to renters at their option at rates embedded in contracts.
347374	Production Svcs Fee	This revenue account is to record revenues received from Production Service charges calculated based on a percentage of production costs (minimum of $200).

Object #	Account Description	Justification
347375	Production Svcs Incidental	This revenue account serves to record revenues received from Production Service charge for incidentals as per Commission approved price list and at rates embedded in contracts.
347385	Theater Addtl Srvc Fire Marsha	This revenue account records revenues received from additional Fire Marshall services through MCC.
347386	Theater Insurance	This revenue account records revenues from rental clients who purchase the required event insurance through MCC.
347405	Special Events Fees	Vendor registration and application fees for private-promoter events.
347410	Vendor Registration & Sponsors	Vendor registration fees and sponsorships for City special events.
349000	Lien Research	This revenue is charged to cover the costs for lien research which is primarily done when property changes ownership, and to cover the costs for validation of lien search certification.
349001	Passport Services	This revenue is derived from fees collected for the processing of US passport applications.
349003	Other Charges and Svcs	These revenues are related to charges for services that have not been categorized elsewhere.
349004	Garage Condo Fees	This revenue is derived from fees related to Miramar Town Center parking garage for NSU and Broward College.
349010	Vending Services	The Contractor pays to the City a commission as a percentage of gross sales collected from the vending machine. These funds are earmarked for the employee holiday celebration.
349018	Lease Revenue - Building	Revenue recognized from renting of space at the library building by Nova University per GASB 87.
349019	Lease Revenue - Towers	Revenue recognized for renting of space by telecom companies on City communication equipment or rental of land with their own telecommunication equipment per GASB 87.
351500	Traffic Court Fines-General	This revenue source is a reimbursement from Broward County for the traffic violations issued by Miramar Police Department.
351502	Civil Penalty Surcharge	Revenues collected will be used for technological enhancements utilized by code enforcement.
354100	Local Ordinance Violations	This revenues source is generated when a property or vehicle owner violates Miramar City code.
354101	Broward County Parking Fines	This represents the City's portion of parking fines collected from Broward County.
354102	City Code Violations	This represents assessments of City Code violations.
354103	Building Code Violations	This revenue is generated from City/Building Code Violations; These funds may be used to demolish future unsafe structures.
361100	Int Earnings	Revenues received from interest and Pooled cash earnings allowance and is allocated across funds based on the cash balance of each fund as compared to the total cash, unless directly related to a specific investment instrument.
361101	FLPALM Int Earnings	Revenues for this fund are reimbursed from other funds for property and liability insurance and services.
361102	FLCLASS Int Earnings	Revenues for this fund are reimbursed from other funds for property and liability insurance and services.
361103	FLSTAR Int Earnings	Revenues for this fund are reimbursed from other funds for property and liability insurance and services.
361108	Interest Income - Building	Government Accounting Standard Board, Statement Number 87 (GASB 87) requires that the interest component implicit in lease agreements that meet the reporting criteria of GASB 87 be recognized as interest income.
361109	Int-Other	Investments are maintained to allow 100% of available funds to be invested at all times. The factors that determine forecasting revenue for this line item are the anticipated interest rate and Pooled dollars available for investment.
361110	Interest Income - Towers	Government Accounting Standard Board, Statement Number 87 (GASB 87) requires that the interest component implicit in lease agreements that meet the reporting criteria of GASB 87 be recognized as interest income.
361200	Dividend Income	This represents the return earned on the Wells Fargo Government Money Market Fund Sweep account.
362100	Rental Revenue - MYEC	Rental revenue received from private rentals at the Miramar Youth Enrichment Center, Sunset Lakes, Ansin, Vizcaya Park, and Regional Park (pavilions and Fields) and Multi-Service Center and for Miramar Regional Park Amphitheater rentals.
362100	Rental - Multi Svc Ctr	Rental revenue received from private rentals at the Miramar Youth Enrichment Center, Sunset Lakes, Ansin, Vizcaya Park, and Regional Park (pavilions and Fields) and Multi-Service Center.
362102	Rental-Police Range Master	This revenue source is generated from Range Rental fees and reimbursement from Federal Government for rental cars.
362200	Rental-Park Fields	Revenue received from pavilion and field rentals at various City Parks (excludes the Miramar Regional Park).
362204	Rental-Amphitheater	Rental revenue received from private rentals at the Miramar Youth Enrichment Center, Sunset Lakes, Ansin, Vizcaya Park, and Regional Park (pavilions and Fields) and Multi-Service Center and for Miramar Regional Park Amphitheater rentals.
362205	Rental-Theater	For rental of the theatre at the Cultural Arts Center.

Object #	Account Description	Justification
362209	Rental-In House Equip-Banquet	This revenue account is used to record revenues from rental of in-house equipment to banquet hall rental clients.
362215	Rental-Banquet Hall	This revenue account is used to record revenues from banquet hall rental fees.
362217	Rental-Small Wares	This revenue account is used to record revenues from rental of plates, china, silverware, glassware, serving pieces, and similar portable small items to banquet hall rental clients.
362301	Bldg Rental-General	Revenue received from pavilion and field rentals at various City Parks (excludes the Miramar Regional Park).
362302	Rental-NSU	This revenue is for the City's rental agreement with Nova Southeastern University (NSU).
362400	Rental-Telecom Tower	This represents revenue received from telecommunications companies for the rental of space on City communications equipment or the rental of land with their own telecommunications equipment.
364100	Disp of Fixed Assets-Gov't	Revenues generated from on-line and live auctions of vehicles, equipment and items declared a surplus.
366210	Prog Support-MCC Presents	This account is used to track revenue from CARE programs.
366212	Prog Support-Education	Revenues received from the Miramar Cultural Trust.
366430	Waste Reduct Ed Contr-Roll Off	This represents revenues to fund city events to promote education on waste reduction and enhance recycling.
366431	Solid Waste Contract Mgmt Cont	Per the franchise agreement with Wastepro, this represents funds from Wastepro to fund the City's Solid Waste Program in the Public Works Department.
366432	Waste Reduction-Comm	This represents revenues to fund city events to promote education on waste reduction and enhance recycling.
366433	Waste Reduction-Res Curb	This represents revenues to fund city events to promote education on waste reduction and enhance recycling.
366434	Waste Reduction-Res Dmst	This represents revenues to fund city events to promote education on waste reduction and enhance recycling.
366436	Public Education Waste Pro	This revenue source is derived from contributions from the City’s franchise hauler to fund Citywide educational services related to solid waste and recycling.
369900	Miscellaneous Revenue	This is for revenues that cannot be classified in another revenue line item.
369910	Reimbursed Expenses-General	Reimbursement for overtime worked on Task Force operations.
369911	Reimbursed Expenses-Fire	Reimbursement for overtime worked on Task Force operations.
369915	P-Card Rebates	Revenues generated from rebates from purchases made by utilizing the City's Purchase Card program.
369921	Cost Avoidance Collection-Res	This revenue source is derived from reductions in the disposal cost for residential single-family curbside service.
369923	Cost Avoidance Coll-Commercial	This revenue source is derived from reductions in the disposal cost for commercial solid waste services.
369925	Cost Avoidance Coll-Res Dmpstr	This revenue source is derived from reductions in the disposal cost for multi-family dumpster solid waste services.
369930	SW and Recy Liquidated Damages	This revenue source is derived from penalties imposed for non-performance of contractual terms.
369935	Community Engagement Program	This revenue is for the new Community Engagement Program.
381005	Trfr Fr Billboard Rev Fund	Revenues transferred from Billboard Revenue Fund.
381145	Trfr Fr Pol Outside Svcs Fund	Transfer from Police Outside Services fund for the administrative fee charged and collected from each detail worked.
381162	Trfr Fr Fed Grant Fund	Dedicated grant revenue for Public Works transportation and Senior Services expenses for the Older Americans Act Grant, CARES COVID grant reimbursement and American Rescue Plan Act.
381163	Trfr Fr State & Cty Grant Fund	This transfer relates to funds designated by Area Agency on Aging for the Local Services Program (LSP), Children Services Council of Broward County, and Broward County Swim Central Grant program.
381385	Trfr Fr Street Constr&Maint Fd	Funds transferred from Streets Construction and Maintenance to help pay a portion of the debt service for the City’s various Bonds, Notes and Loans, such as the 2012 Transportation Improvement Revenue Note, Taxable Special Obligation Refunding Bonds, Series 2021, 2017 CIP Loan, Capital Improvement Revenue Bonds Series 2015 and 2013 CIP Revenue Bond.
399999	Appropriation Of Fund Balance	This account is used to budget for a portion of fund balance needed to cover all budgeted expenses.

General Fund Expenditure Projections

Object #	Account Description	FY 2021 Actual	FY 2022 Actual	FY 2023 Budget	FY 2023 Revised	FY 2024 Budget
	Personnel Services					
601100	Elected Officials Salaries	$ 251,311	$ 180,111	$ 180,300	$ 180,300	$ 180,300
601101	Car allowance	—	31,200	39,000	39,000	39,000
601102	Commission Stipend	—	40,000	50,000	50,000	50,000
601200	Employee Salaries	62,847,363	65,530,993	74,956,725	72,694,554	79,043,965
601201	Salary Attrition	—	—	—	—	(500,000)
601205	Lump Sum Payout - Accrued Time	2,103,120	2,803,458	2,693,500	3,031,200	2,696,300
601210	Non-Pensionable Earnings	25,101	252,748	—	45,100	—
601215	Communication Stipend	369,437	361,109	384,000	384,000	434,500
601220	Longevity Pay	496,531	509,373	533,300	533,300	567,500
601250	Firefighters-F.S. 112.816	25,000	50,000	25,000	25,000	25,000
601310	Special Duty Pay	—	—	2,600	2,600	2,600
601390	Overtime-Court Time Pay	42,099	89,933	145,300	145,300	145,300
601400	Overtime-General	9,832,503	6,542,069	3,941,000	5,791,242	4,255,800
601402	Overtime-Special Events	116,473	77,337	25,200	109,500	75,200
601405	Overtime-SWAT	29,734	39,868	45,400	45,400	45,400
601410	Overtime-Holiday	1,234,215	1,368,341	1,047,100	1,357,600	1,285,900
601411	Overtime-Reimbursable	303,051	253,153	308,000	308,000	308,000
601412	Overtime-Emergency	—	51,694	—	—	—
601560	VEBA Accrued Time Payout	1,006,680	2,082,750	1,300,000	1,300,000	1,600,000
601561	Drop Transfer	1,309,826	1,254,321	1,148,900	984,900	1,148,900
602100	FICA & MICA	5,710,432	5,717,231	6,174,200	6,162,800	6,603,900
602210	Pension-General	3,533,328	3,379,870	3,291,500	3,291,500	3,606,000
602220	Pension-Police	9,348,470	9,173,812	9,400,000	9,400,000	9,669,300
602230	Pension-Fire	9,472,862	9,701,748	9,500,000	9,500,000	9,946,400
602235	Pension-Senior Mgmt	2,545,061	2,556,501	3,000,000	3,000,000	3,272,500
602240	Pension-FRS	82,605	87,884	123,600	123,600	123,600
602245	Pension-Retiree	166,772	160,916	182,900	182,900	182,900
602260	Pension-401	111,861	94,261	64,400	196,600	187,900
602265	Pension-457	585,354	650,752	728,800	728,800	829,560
602300	Pmt In Lieu Of Insurance	313,992	312,910	347,500	347,500	381,200
602304	Health Insurance-PPO	1,085,519	1,434,296	1,521,300	1,535,500	1,322,600
602305	Health Insurance-HMO	6,651,105	6,494,416	6,710,300	6,706,189	6,370,900
602306	Dental Insurance-PPO	242,007	242,893	244,900	244,900	253,300
602307	Dental Insurance-HMO	50,857	45,395	56,400	56,401	56,900
602308	Long-Term Care Insurance	—	—	1,100	1,100	4,500
602309	Basic Life Insurance	110,408	225,535	266,300	523,100	285,400
602311	Long-Term Disability Ins	51,396	179,208	106,700	106,700	447,900
602312	HDHP Aetna	832,118	1,174,251	1,139,500	1,139,500	1,282,000
602313	HSA Payflex	158,900	213,850	189,000	189,000	267,200
602314	IAFF Health Insurance	1,829,317	1,998,119	2,343,200	2,343,200	2,428,200
602315	GAME Retiree Health & Dental	155,959	244,209	250,900	250,900	272,100
602316	PBA Retiree Health & Dental	110,305	422,819	387,600	387,600	478,200
602318	NonRep Retiree Health & Dental	340,594	446,009	520,400	520,400	408,600
602319	IAFF Retiree Stipend	31,168	32,104	33,000	33,000	33,000
602320	PBA Retiree Stipend	349,310	414,525	420,000	420,000	420,000
602321	GAME Retiree Stipend	42,630	42,250	46,100	46,100	46,100
602322	Non-Rep Retiree Stipend	159,083	229,781	240,000	240,000	240,000
602400	Workers' Compensation	4,801,416	4,802,716	4,272,200	4,272,200	4,878,600
602500	Unemployment Comp	46,201	—	—	—	—

Object #	Account Description	FY 2021 Actual	FY 2022 Actual	FY 2023 Budget	FY 2023 Revised	FY 2024 Budget
602600	OPEB	500,000	500,000	500,000	500,000	500,000
	Sub-Total	129,411,472	132,496,720	138,887,125	139,476,485	146,202,425
	Operating Expense					
603101	Legal Svcs-City Commission	55,603	55,051	67,800	67,800	67,800
603102	Legal Svcs-Ofc of the City Mgr	16,595	109,690	22,500	22,500	22,500
603103	Legal Svcs-Procurement	27,226	62,955	33,900	33,900	33,900
603104	Legal Svcs-Bldg, Plan & Zoning	69,800	47,240	84,700	84,700	84,700
603105	Legal Svcs-Parks & Recreation	15,326	42,127	22,600	22,600	22,600
603106	Legal Svcs-Public Works	21,312	52,330	28,200	28,200	28,200
603107	Legal Svcs-Police	60,066	84,107	67,800	67,800	67,800
603121	City Attorney Svcs	377,700	234,355	451,800	451,800	451,800
603128	Legal Svcs-Labor Related	147,728	149,860	180,700	180,700	180,700
603133	Medical Director Fees	37,400	50,000	50,000	50,000	50,000
603134	Prof Svcs-Marketing	6,294	7,030	10,800	48,800	10,800
603140	New Hire Screening	18,190	24,083	29,300	38,300	36,800
603141	Existing Employee Screening	68,734	66,300	85,600	90,643	93,550
603150	Information Technology Svcs	170,432	602,235	719,633	730,358	919,000
603183	Accreditation Fees	7,930	7,480	10,400	10,400	12,200
603190	Prof Svcs-Other	2,011,795	2,972,202	2,510,086	3,595,909	2,617,457
603192	Consulting Svcs	160,920	185,886	379,900	222,895	298,712
603200	Audit Fees	210,300	162,903	270,000	270,000	394,000
603301	Court Appear & Trans Fee	18,140	29,362	25,000	25,000	25,000
603400	Contract Svcs-Other	1,387,528	1,466,607	1,486,502	1,752,433	1,607,802
603401	Janitorial Svcs	675,671	718,273	737,875	796,414	803,175
603404	Air Condition Svcs	120,227	65,843	101,800	184,800	101,800
603407	Board up Svcs	1,180	2,144	3,000	3,390	2,000
603420	EMS Billings & Collections	136,862	152,315	252,000	272,433	400,000
603425	Software License & Maint	533,399	689,924	1,029,781	1,114,391	1,191,418
603455	Security Svcs	91,585	133,134	131,400	274,900	243,000
603459	Crossing Guards	488,243	562,650	562,100	562,100	620,000
603460	Landscape Svcs	1,581,468	1,682,823	1,812,060	1,791,181	1,805,060
603463	Tree Trimming Program	33,300	35,175	40,000	40,000	50,000
603470	Temporary Help	20,617	62,538	26,300	67,854	21,300
603474	Holsen Concessions Buyout	—	—	—	66,500	150,000
603480	Artist Contract	36,019	35,910	45,300	49,760	45,300
603501	Travel-Investigations	3,241	2,586	5,000	8,000	5,000
603503	Arson Investigation	677	—	700	700	700
603601	Firefighters Pension Benefits	1,283,870	1,335,757	1,300,000	2,128,000	1,350,000
603602	Police Officers Pension Benef	1,210,002	1,278,916	1,300,000	1,300,000	1,350,000
604001	Travel & Training	66,847	289,242	301,100	448,653	471,400
604002	Youth Advisory Council	—	—	30,000	30,000	30,000
604100	Communication Svcs	53,780	31,506	85,300	50,400	84,300
604105	Internet-Computer Lab	6,083	6,195	6,300	6,300	6,300
604200	Postage	62,344	85,927	130,100	144,100	148,600
604300	Water/Wastewater Svcs	601,403	619,773	641,100	641,100	699,300
604301	Electricity Svcs	1,152,772	1,595,964	1,756,000	1,683,064	1,904,400
604302	Gas-Propane	26,941	34,271	22,800	38,800	22,800
604311	Street Lights	691,960	941,513	900,500	830,500	980,700
604400	Leased Equipment	17,635	26,818	36,160	37,735	37,660
604401	Rental Vehicles	76,525	82,101	76,000	81,000	90,500

General Fund Expenditure Projections

Object #	Account Description	FY 2021 Actual	FY 2022 Actual	FY 2023 Budget	FY 2023 Revised	FY 2024 Budget
604403	Leased Building	108,550	16,020	219,000	175,906	219,000
604405	Leased Motorcycles	86,085	84,780	90,000	75,000	88,000
604451	Expenditure Lease – Equipment	—	24,643	—	—	—
604500	Risk Internal Svcs Charge	390,600	1,668,401	1,397,900	1,397,900	1,313,100
604550	Health Ins Internal Serv Chg	3,219,800	1,741,500	1,661,800	1,661,800	1,708,500
604610	Fleet Internal Svcs Charge	2,370,200	2,129,000	2,783,500	2,783,500	3,388,500
604611	Vehicle Rehab & Enhance	34,764	26,024	42,000	72,583	42,000
604612	Vehicle Ancillary	21,088	8,486	16,500	18,000	16,500
604613	Vehicle Detail	2,013	5,812	6,800	6,800	6,550
604614	R&M Motorcycle	1,542	457	3,000	3,000	3,000
604620	R&M Buildings	91,322	84,240	95,900	109,850	95,900
604621	Painting	2,491	2,805	6,200	12,700	6,200
604624	Solid Waste Container Maint	789	—	3,000	3,000	3,000
604625	R&M Equipment	42,838	64,422	69,500	70,880	68,700
604630	R&M Electric	42,932	50,670	62,700	67,700	62,700
604640	R&M Machinery	50,642	41,999	57,600	70,529	71,500
604645	R&M Radios	135,625	155,791	164,764	158,729	171,828
604650	R&M Office Equip	—	—	1,500	500	1,500
604665	R&M Air Conditioning	63,684	54,401	75,000	97,000	75,000
604666	R&M Street Lights	9,539	45,101	10,000	12,000	10,000
604667	R&M Streets	37,763	51,571	49,000	32,500	45,000
604668	R&M Aquatics	46,060	56,620	41,500	43,777	41,500
604669	Landscape & Irrigation	152,284	206,852	247,700	260,763	288,300
604671	Park Maintenance	414,235	421,370	420,000	452,863	420,000
604672	Street Row & Median Maint	7,311	17,062	15,800	20,800	15,800
604684	Rental Assistance	44,334	—	—	—	—
604689	Water/Sewer Affordability Program	—	—	—	—	200,000
604700	Printing & Binding Svcs	185,717	124,948	171,000	167,698	176,900
604740	Ordinance Codification	1,204	9,891	12,700	12,700	12,700
604820	Safety Education	1,101	1,008	1,100	1,100	1,100
604825	Crime Prevention	10,230	5,460	5,000	5,000	5,000
604830	Art Festival	—	—	50,000	17,250	50,000
604834	Black British Celebration	—	—	—	—	25,000
604835	Reggae Month	—	—	—	—	25,000
604839	Memorial Day Event	—	—	10,000	2,000	10,000
604840	September 11 Memorial	—	—	5,000	5,000	5,000
604841	Men's Summit	—	—	50,000	—	50,000
604842	Latin Music Festival	—	74,693	125,000	129,500	125,000
604843	Juneteenth Event	—	49,512	75,000	75,000	75,000
604844	Halloween at River Run Event	—	40,620	50,000	43,181	50,000
604845	Afro-Caribbean Event	—	139,567	150,000	150,000	150,000
604846	Miramar Invit. Track Meet	—	50,000	—	—	—
604848	Easter Eggstravaganza	—	48,438	50,000	57,939	50,000
604849	Miramar NACAC New Life Inv.	—	80,360	50,000	—	50,000
604850	Explorer & Recruitment	6,535	1,676	6,600	2,316	6,600
604851	Holiday Lighting Event	6,707	18,403	50,000	49,806	50,000
604852	Miramar Day	—	26	—	—	—
604853	Independence Day-4th of July	120,550	51,319	50,000	99,239	75,000
604855	Caribbean Amer. Heritage Celeb	24,437	75,184	50,000	50,000	25,000
604856	Hispanic Heritage	85,872	—	—	—	—

Object #	Account Description	FY 2021 Actual	FY 2022 Actual	FY 2023 Budget	FY 2023 Revised	FY 2024 Budget
604857	Athletic Sporting Events	116,016	41,931	45,000	40,645	85,000
604858	Black History Celebration	5,910	53,990	100,000	97,000	100,000
604860	Economic Developmnt Activities	34,301	39,574	88,500	136,140	88,500
604861	Holiday Decorations (5 sites)	37,480	44,925	100,000	137,295	250,000
604865	Community Garden	14,372	9,023	13,000	13,000	13,000
604867	Shirley Branca Fall Festival	—	29,508	60,000	123,000	60,000
604870	Public Education	11,947	81,961	30,000	30,000	30,000
604875	Citizenship Drive	8,000	—	25,000	—	25,000
604876	Turkey Giveaway & Health Fair	—	—	30,000	30,000	30,000
604877	Back to School Event	8,767	—	10,000	12,500	10,000
604878	Haitian Heritage	25,127	45,681	50,000	50,000	25,000
604879	Burger & Brew	—	11,509	30,000	37,500	30,000
604880	Chamber of Commerce Events	11,920	14,028	10,000	10,000	15,000
604882	Martin Luther King Parade&Even	14,970	—	50,000	43,806	50,000
604883	Veteran's Day	1,437	2,691	3,000	3,000	3,000
604884	Halloween	26,965	—	—	—	—
604886	Jamaican Independence Day	63,654	108,171	100,000	153,000	100,000
604889	Marketing & Promotions	292,751	295,030	500,600	463,347	473,550
604890	Special Events-Other	255,065	419,980	89,200	635,269	181,500
604891	Theatre Productions	121,200	681,814	739,900	688,900	739,900
604892	Art Gallery	22,459	34,945	49,900	49,900	49,900
604894	Women's Empowerment	—	—	50,000	43,176	50,000
604895	New Year's Event	—	950	75,000	107,750	75,000
604897	Miramar Family Night	32,683	75,900	75,000	67,061	75,000
604898	Sports & Entertainment	17,674	27,879	40,000	40,000	40,000
604900	Kite Festival	—	38,971	75,000	72,000	75,000
604901	Credit Card Svcs Fees	6,942	13,576	21,900	11,900	23,500
604902	P-Card Service Fees	9,717	7,116	10,000	10,000	10,000
604905	Bank Svcs Charges	10,705	22,958	26,000	26,000	36,000
604908	Legislative Expense	—	—	7,000	1,700	7,000
604909	Election Costs	190,899	—	250,300	253,213	—
604910	Advertising Costs	223,340	245,908	331,800	305,363	358,800
604916	Administrative Expense	46,530	95,490	72,500	153,735	103,250
604917	Volunteer Administrative Exp	—	692	2,000	2,000	2,000
604918	Commission Initiatives	192,155	257,174	250,000	292,402	250,000
604919	CARE Program Initiatives	—	—	—	—	50,000
604920	License & Permit Fees	47,475	38,105	61,548	51,545	60,925
604925	Parking Garage Condo Fees	190,000	185,340	190,000	238,000	190,000
604930	Record Storage Charges	43,291	47,806	45,000	49,000	55,000
604931	Recording Fees	3,251	4,816	20,275	21,275	20,275
604950	Employee Awards	18,423	81,990	93,700	77,550	63,200
604952	Expenditure Interest-Equipment	—	5,220	—	—	—
604965	Special Magistrate	13,500	12,000	17,400	18,900	17,400
604986	Interest Expense	27,445	23,311	23,400	23,400	23,400
604989	IT Internal Svcs Charge	5,992,900	7,152,900	7,210,100	7,210,100	7,160,400
604990	Pre-School Activities	29,171	56,179	58,700	56,190	49,050
604991	Summer Programs	34,161	74,361	74,000	70,984	75,000
604992	Recreation Activities	31,424	24,434	46,600	56,006	47,900
604993	Field Trips	14,449	48,454	95,965	75,565	97,465
604994	Athletic Activities	6,823	25,088	35,000	35,000	35,000

General Fund Expenditure Projections

Object #	Account Description	FY 2021 Actual	FY 2022 Actual	FY 2023 Budget	FY 2023 Revised	FY 2024 Budget
604995	Special Assessment Expense	18,740	18,718	19,000	19,000	19,000
604997	Other Operating Expenses	45,862	54,229	108,800	80,030	109,800
604998	Contingency	11,286	32,703	717,184	103,860	1,154,484
605100	Office Supplies	87,752	113,374	119,100	131,225	125,500
605120	Computer Operating Expenses	18,740	13,305	35,750	56,714	53,300
605220	Vehicle Fuel-On-Site	845,561	1,325,416	1,057,600	1,057,600	1,130,400
605221	Vehicle Fuel-Off-Site	94,515	146,834	124,200	122,200	139,100
605225	Equip Gas Oil & Lube	34	—	12,400	12,400	12,900
605230	Program Supplies	58,084	113,311	118,000	132,579	129,900
605235	General Food & Beverage	95,984	59,117	71,900	81,900	111,900
605240	Uniforms Cost	230,032	252,916	281,500	293,306	306,800
605242	Protective Clothing and Shoes	81,610	167,294	201,319	189,257	165,249
605243	Bunker Gear	513,559	71,411	98,600	182,211	336,836
605244	Personal Prop Reimburse	833	1,118	2,900	2,900	2,900
605246	Safety Equipment Supplies	20,634	12,129	23,350	21,460	22,550
605247	Janitorial Supplies	95,511	121,056	143,000	153,698	143,000
605249	Solid Waste Containers	—	8,084	10,000	10,000	10,000
605250	Noncap Furn (Item less 5000)	84,560	91,409	101,400	175,300	115,885
605251	Noncap Equip (Item less 5000)	371,812	287,645	245,500	547,408	436,237
605252	Small Tools	38,072	22,919	46,800	39,472	46,800
605253	NonCap Public Art (less 5,000)	8,000	—	—	110,212	—
605261	Canine Expenses	29,637	39,584	24,000	24,000	34,000
605263	Automotive Supplies	4,355	4,229	6,500	6,500	6,500
605265	Medical Supplies	114,555	131,155	156,000	160,011	171,600
605266	Photography	875	1,752	1,600	2,400	1,600
605267	Oxygen	10,144	21,423	12,000	28,000	30,000
605268	Pharmaceuticals	13,582	22,166	29,000	30,938	34,800
605270	Ammunition Expense	127,174	199,199	170,800	155,050	241,550
605280	Chemicals	73,452	72,045	91,900	57,677	93,000
605285	Lab Supplies	188	329	800	800	800
605290	Other Operating Supplies	116,247	116,990	135,836	135,603	133,372
605292	Aquatic Supplies	11,975	11,738	8,800	8,777	8,800
605295	Hurricane Supplies	—	2,227	25,000	25,000	25,000
605410	Subscriptions & Memberships	148,524	123,589	153,989	200,720	179,720
605500	Training-General	183,596	215,720	271,000	277,024	355,060
605510	Tuition Reimbursement	99,582	105,743	327,600	190,450	401,600
605600	CM Restricted	—	—	—	76,963	—
	Sub-Total	33,590,876	39,074,487	42,707,377	45,949,385	46,719,270
	Departmental Capital Outlay					
606205	Leased Building	—	809,804	—	—	—
606209	Infrastructure Renovations	—	36,555	—	—	—
606210	Building Renovation	48,791	4,995	—	34,301	—
606211	Minor Building Repairs	323,450	403,021	495,000	611,358	700,000
606303	Traffic Calming	66,299	24,500	—	26,520	75,000
606319	Park Improvement	—	—	—	20,936	—
606322	Roadway Repairs	74,881	—	—	—	—
606400	Machinery & Equipment	218,725	1,257,344	61,570	2,700,406	111,655
606402	Communication Equipment	—	23,661	—	—	—
606405	Furniture & Fixtures	—	30,346	—	448,598	—
606440	Vehicles Purchase	—	—	43,000	144,000	—
606441	Vehicle Replacement Program	68,000	2,409,900	2,800,400	2,800,400	4,336,000

Object #	Account Description	FY 2021 Actual	FY 2022 Actual	FY 2023 Budget	FY 2023 Revised	FY 2024 Budget
606450	Radio Equipment	137,480	75,345	13,500	80,343	106,600
606470	Computer Equipment	10,484	43,059	9,500	18,031	25,000
606471	Software	272,583	85,631	—	129,650	—
606700	Law Enforce. Memorial/Display	13,381	—	—	—	—
606701	Public Art	—	—	92,875	—	—
	Sub-Total	1,234,075	5,204,160	3,515,845	7,014,543	5,354,255
	Debt Service					
607183	Prin-2017 Motorola Lse-Radio	32,104	104,713	34,900	34,900	—
607184	Prin-2017 BOA M&P Radio Lse	253,235	257,933	262,800	262,800	284,300
607189	Prin-US Bancorp FF SCBA Lease	152,466	156,784	161,300	161,300	82,300
607191	Prin BOA Siemens Energy Lease	—	—	206,300	206,300	260,800
607283	Int-2017 Motorola Lse-Radio Eq	5,801	4,687	3,100	3,100	—
607284	Int-2017 BOA M&P Radio Lse	17,445	12,747	8,000	8,000	3,100
607289	Int -US Bancorp FF SCBA Lease	13,902	9,583	5,200	5,200	900
607291	Int BOA Siemens Energy Lease	—	—	191,800	191,800	118,300
	Sub-Total	474,954	546,448	873,400	873,400	749,700
	Grants & Aids					
608210	Area Agency on Aging	56,560	56,560	49,500	61,600	49,500
608250	Economic Incentive	4,989	2,231	94,300	2,285	28,000
608301	MASH Grt Energy Assistance	12,605	5,397	28,900	13,900	28,900
608306	Grants to others	50,039	112,821	151,000	205,400	151,000
608308	Emergency Assistance Grants	—	—	—	—	100,000
608309	Emergency Miramar Assist. Prog	—	—	—	—	20,000
	Sub-Total	124,193	177,009	323,700	283,185	377,400
	Other Uses					
609980	Emergency Preparedness	954,476	530,964	925,000	183,050	925,000
	Sub-Total	954,476	530,964	925,000	183,050	925,000
	Appropriated Fund Balance					
609990	Appropriated Fund Balance	—	—	1,800,000	553,816	1,937,498
	Sub-Total	—	—	1,800,000	553,816	1,937,498
	Transfers					
691170	Trfr to Affordable Housing Tr	—	2,000,000	—	—	—
691201	Trfr To Debt Svcs	517,650	1,162,900	1,090,800	1,090,800	1,252,300
691203	Trfr To CIP Rev Bond	4,845,200	5,089,200	4,861,770	4,861,770	5,493,970
691204	Trfr To Debt Svcs	4,321,670	1,373,700	1,250,300	1,348,700	—
691205	Trf to Spec.Oblig.Ref Bd 2021	—	259,800	1,115,800	1,115,800	3,000,100
691395	Trfr To Capital Projects	—	3,215,350	4,579,602	4,935,602	4,879,600
691410	Trfr To Utility	—	2,591,451	278,200	278,200	—
	Sub-Total	9,684,520	15,692,401	13,176,472	13,630,872	14,625,970
	Total	**$ 175,474,566**	**$ 193,722,190**	**$ 202,208,919**	**$ 207,964,736**	**$ 216,891,518**

City Commission

Mission

We value the dignity and worth of our citizens and to this end we pledge to continuously improve the quality of life and economic prosperity of our residents by assuring all of our citizens a clean, safe, economically viable and progressive City that is responsive to changing needs.

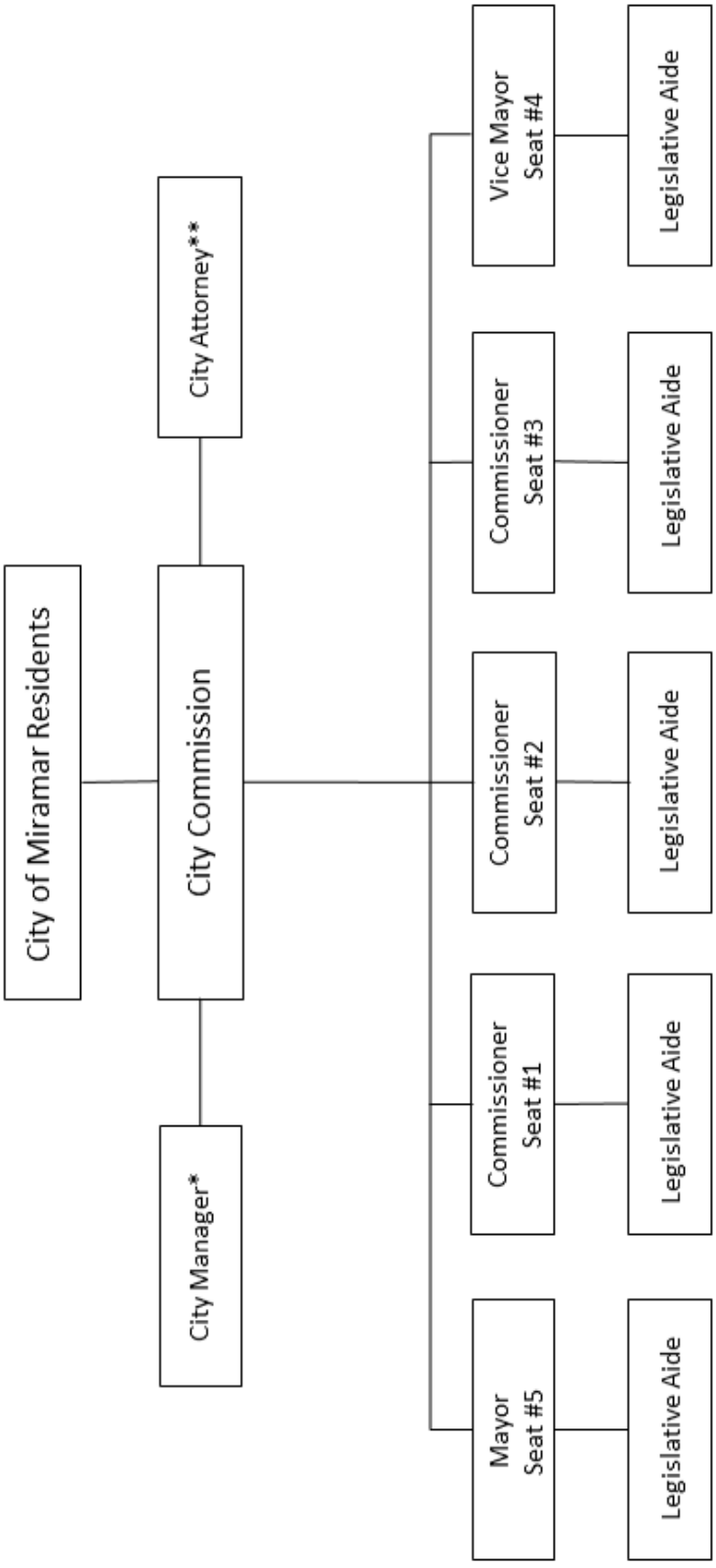

* Budgeted in the Office of the City Manager
** Budgeted in Legal Department

Department Overview

The City Commission is responsible for adopting the City's policies, ordinances, resolutions and the annual operating and capital improvement budgets. The City Manager is appointed by the City Commission to serve as the administrative head of the municipal government and provides recommendations to the Commission on policy issues.

The City Commission consists of five elected officials, the Mayor and four commissioners duly elected by the qualified voters of the City as provided by the City Charter. Once a year, one of the commissioners is chosen to be Vice-Mayor. The commissioners are designated seats 1, 2, 3 and 4. All elected persons serve for a four-year term. Elections are held on the first Tuesday of March every two years.

Commission meetings generally are held on the first and third Wednesday of the month. The public can address general concerns during the second meeting of the month. However, individuals wishing to speak on matters that appear on the agenda need only raise their hand to be recognized. Workshop meetings are scheduled when deemed necessary.

As indicated in the Position Detail, this department is comprised of ten full-time budgeted positions.

FY 2023 Accomplishments

- Approved Fiscal Year 2023 Annual Operating and Capital improvement Budgets.
- Approved the 5-year Capital Improvement Plan.
- Accepted $14.1M in grant funding during Fiscal Year 2023.
- Approved the following reports:
  - Comprehensive Annual Performance Report (CAPER)
  - Annual Comprehensive Financial Report (ACFR)
- Approved ordinance amendments to create the following advisory boards:
  - Construction & Professional Services Advisory Board (CPSA)
  - Elderly Affairs Advisory Board (EAAB)
- Commission Initiatives:
  - Adopt A Street
  - Afro Carib Festival
  - Asian American and Pacific Islander Evening
  - Aviation Expo
  - Black Business Recognition and Hispanic Business Leader Awards
  - Black History meets Reggae Month and ICON Awards
  - Citizenship Drive
  - Eggapalooza
  - Fairway Park Renaming Ceremony to Norma D. Martin Park
  - Kite Festival
  - Police Social Worker
  - Miramar International Art & Fashion Weekend
  - NACAC Invitational
  - New Year's Eve Pre Ball Drop and Ball Drop
  - Women's Empowerment Luncheon
  - Youth Advisory Council

FY 2024 Goals

- Approve the Fiscal Year 2025 Annual Operating and Capital Improvement Budgets.
- Approve the 5-year Capital Improvement Plan.
- Approve the Comprehensive Annual Performance Report (CAPER) and Annual Comprehensive Financial Report (ACFR).

Program Revenues, Expenditures and Positions Summary

Dedicated Revenues	FY 2021 Actual	FY 2022 Actual	FY 2023 Budget	FY 2023 Revised	FY 2024 Budget
None	**$ —**	**$ —**	**$ —**	**$ —**	**$ —**
Expenditures by Program					
City Commission	$ 1,774,957	$ 1,792,788	$ 1,907,925	$ 1,907,925	$ 2,021,525
Total	**$ 1,774,957**	**$ 1,792,788**	**$ 1,907,925**	**$ 1,907,925**	**$ 2,021,525**
Expenditures by Category					
Personnel Services	$ 1,224,729	$ 1,197,229	$ 1,185,925	$ 1,181,779	$ 1,235,225
Operating Expense	550,227	595,559	722,000	726,146	786,300
Total	**$ 1,774,957**	**$ 1,792,788**	**$ 1,907,925**	**$ 1,907,925**	**$ 2,021,525**
Positions by Program					
City Commission	10.00	10.00	10.00	10.00	10.00
Total	**10.00**	**10.00**	**10.00**	**10.00**	**10.00**
Position Detail					
Mayor	1.00	1.00	1.00	1.00	1.00
Vice Mayor	1.00	1.00	1.00	1.00	1.00
Commissioner	3.00	3.00	3.00	3.00	3.00
Legislative Aide	5.00	5.00	5.00	5.00	5.00
Total FTE's	**10.00**	**10.00**	**10.00**	**10.00**	**10.00**

City Commission

Adopts the City's policies, ordinances, resolutions and annual operating and capital budgets.

FY 23	FY 24
10.00	10.00

City Commission General—001-01-010-511-

Object #	Account Description	FY 2021 Actual	FY 2022 Actual	FY 2023 Budget	FY 2023 Revised	FY 2024 Budget
	Personnel Services					
601200	Employee Salaries	$ —	$ 315	$ —	$ —	$ —
601205	Lump Sum Payout - Accrued Time	—	24,635	—	—	—
601215	Communication Stipend	—	—	700	700	—
601220	Longevity Pay	824	—	—	—	—
602210	Pension-General	—	—	17,000	17,000	32,900
602235	Pension-Senior Mgmt	80,600	37,400	18,700	18,700	21,200
602240	Pension-FRS	82,605	87,884	123,600	123,600	123,600
602260	Pension-401	1,540	3,630	—	—	—
602265	Pension-457	46,349	42,729	40,300	40,300	40,560
602304	Health Insurance-PPO	34,304	41,023	50,100	50,100	43,800
602305	Health Insurance-HMO	91,831	106,186	90,800	86,654	78,300
602306	Dental Insurance-PPO	4,068	4,967	4,700	4,700	4,500
602307	Dental Insurance-HMO	756	248	—	—	200
602309	Basic Life	947	1,674	2,000	2,000	2,100
602311	Long-Term Disability	532	2,894	1,000	1,000	4,000
602312	HDHP Aetna	11,924	2,550	—	—	14,100
602313	HSA Payflex	2,800	—	—	—	3,200
602400	Workers' Compensation	42,000	42,000	37,400	37,400	42,700
	Sub-Total	401,081	398,136	386,300	382,154	411,160
	Operating Expense					
603470	Temporary Help	—	—	2,500	500	2,500
604301	Electricity Svcs	8,350	14,233	13,500	12,806	14,000
604500	Risk Internal Svcs Charge	3,400	14,600	11,900	11,900	11,200
604550	Health Ins Internal Serv Chg	33,800	18,300	17,400	17,400	19,200
604610	Fleet Internal Svcs Charge	3,200	2,900	3,800	3,800	4,600
604916	Administrative Expense	1,686	9,963	9,500	14,186	9,500
604989	IT Internal Svcs Charge	70,300	82,700	83,000	83,000	79,900
605100	Office Supplies	1,684	652	1,000	1,000	1,000
605290	Other Operating Supplies	(70)	(150)	—	—	—
605410	Subscriptions & Memberships	69,932	50,730	58,100	60,254	73,100
	Sub-Total	192,282	193,928	200,700	204,846	215,000
	Total	**$ 593,363**	**$ 592,063**	**$ 587,000**	**$ 587,000**	**$ 626,160**

Mayor Messam—001-01-014-511-000-xxxxxx

Object #	Account Description	FY 2021 Actual	FY 2022 Actual	FY 2023 Budget	FY 2023 Revised	FY 2024 Budget
	Personnel Services					
601100	Elected Officials Salaries	$ 51,211	$ 43,411	$ 43,500	$ 43,500	$ 43,500
601101	Car allowance	—	7,800	7,800	7,800	7,800
601200	Employee Salaries	85,000	85,000	89,765	89,765	94,253
601205	Lump Sum Payout - Accrued Time	19,279	—	5,000	5,000	5,000
601400	Overtime-General	—	400	—	—	—
602100	FICA & MICA	13,158	12,172	11,300	11,300	11,700
	Sub-Total	168,648	148,783	157,365	157,365	162,253
	Operating Expense					
603190	Prof Svcs-Other	—	442	—	—	—
604001	Travel & Training	3,976	28,528	25,000	35,000	35,000
604200	Postage	—	8	600	600	600
604700	Printing & Binding Svcs	8,478	175	4,240	3,240	4,240
604889	Marketing & Promotions	17,947	9,205	16,000	11,827	16,000
604908	Legislative Expense	—	—	5,400	500	5,400
604916	Administrative Expense	12,404	6,201	12,500	12,500	12,500
604918	Commission Initiatives	37,933	65,091	50,000	63,900	50,000
604997	Other Operating Expenses	1,363	237	12,180	3,180	12,180
605100	Office Supplies	147	28	600	600	600
605290	Other Operating Supplies	—	—	1,100	273	1,100
605510	Tuition Reimbursement	—	—	4,000	—	4,000
	Sub-Total	82,248	109,916	131,620	131,620	141,620
	Total	**$ 250,896**	**$ 258,699**	**$ 288,985**	**$ 288,985**	**$ 303,873**

Commissioner Chambers—001-01-016-511-000-xxxxxx

Object #	Account Description	FY 2021 Actual	FY 2022 Actual	FY 2023 Budget	FY 2023 Revised	FY 2024 Budget
	Personnel Services					
601100	Elected Officials Salaries	$ 54,475	$ 34,175	$ 34,200	$ 34,200	$ 34,200
601101	Car allowance	—	7,800	7,800	7,800	7,800
601102	Commission Stipend	—	12,500	12,500	12,500	12,500
601200	Employee Salaries	71,737	138,920	89,765	89,765	94,253
601205	Lump Sum Payout - Accrued Time	7,356	—	5,000	5,000	5,000
601400	Overtime-General	30	—	—	—	—
602100	FICA & MICA	11,754	16,155	11,300	11,300	11,700
	Sub-Total	145,352	209,550	160,565	160,565	165,453
	Operating Expense					
604001	Travel & Training	101	12,779	8,800	8,800	18,800
604200	Postage	379	58	600	600	600
604700	Printing & Binding Svcs	16,958	1,590	4,240	4,240	4,240
604889	Marketing & Promotions	15,043	10,052	15,700	7,700	15,700
604908	Legislative Expense	—	—	400	400	400
604918	Commission Initiatives	46,566	61,152	50,000	62,000	50,000
604997	Other Operating Expenses	2,961	415	12,080	12,080	12,080
605100	Office Supplies	1,899	1,410	600	600	600
605290	Other Operating Supplies	551	884	1,000	1,000	1,000
605510	Tuition Reimbursement	—	—	4,000	—	4,000
	Sub-Total	84,458	88,340	97,420	97,420	107,420
	Total	**$ 229,810**	**$ 297,890**	**$ 257,985**	**$ 257,985**	**$ 272,873**

Commissioner Barnes—001-01-018-511-000-xxxxxx

Object #	Account Description	FY 2021 Actual	FY 2022 Actual	FY 2023 Budget	FY 2023 Revised	FY 2024 Budget
	Personnel Services					
601100	Elected Officials Salaries	$ 36,675	$ 34,175	$ 34,200	$ 34,200	$ 34,200
601101	Car allowance	—	—	7,800	7,800	7,800
601102	Commission Stipend	—	2,500	12,500	12,500	12,500
601200	Employee Salaries	151,733	80,000	89,765	89,765	94,253
601205	Lump Sum Payout - Accrued Time	—	—	5,000	5,000	5,000
602100	FICA & MICA	15,323	10,387	11,300	11,300	11,700
	Sub-Total	203,730	127,062	160,565	160,565	165,453
	Operating Expense					
604001	Travel & Training	—	1,203	8,800	8,800	18,800
604200	Postage	2	28	600	600	600
604700	Printing & Binding Svcs	1,416	1,158	4,240	5,540	4,240
604889	Marketing & Promotions	4,650	5,980	15,500	15,500	15,500
604908	Legislative Expense	—	—	400	400	400
604918	Commission Initiatives	12,302	26,775	50,000	50,000	50,000
604997	Other Operating Expenses	3,691	—	12,180	10,880	12,180
605100	Office Supplies	58	—	600	600	600
605290	Other Operating Supplies	—	60	1,100	1,100	1,100
605510	Tuition Reimbursement	—	—	4,000	4,000	4,000
	Sub-Total	22,119	35,204	97,420	97,420	107,420
	Total	**$ 225,850**	**$ 162,266**	**$ 257,985**	**$ 257,985**	**$ 272,873**

Vice Mayor Davis—001-01-011-511-000-xxxxxx

Object #	Account Description	FY 2021 Actual	FY 2022 Actual	FY 2023 Budget	FY 2023 Revised	FY 2024 Budget
	Personnel Services					
601100	Elected Officials Salaries	$ 54,475	$ 34,175	$ 34,200	$ 34,200	$ 34,200
601101	Car allowance	—	7,800	7,800	7,800	7,800
601102	Commission Stipend	—	12,500	12,500	12,500	12,500
601200	Employee Salaries	83,734	90,983	89,765	89,765	94,253
601205	Lump Sum Payout - Accrued Time	7,214	—	5,000	5,000	5,000
602100	FICA & MICA	11,883	12,486	11,300	11,300	11,700
	Sub-Total	157,306	157,945	160,565	160,565	165,453
	Operating Expense					
604001	Travel & Training	—	10,901	8,800	15,300	18,800
604200	Postage	7	2,220	600	600	600
604700	Printing & Binding Svcs	8,166	1,313	4,240	240	4,240
604889	Marketing & Promotions	27,185	15,003	15,700	16,500	15,700
604908	Legislative Expense	—	—	400	—	400
604918	Commission Initiatives	40,111	62,758	50,000	60,102	50,000
604997	Other Operating Expenses	3,226	732	12,080	3,930	12,080
605100	Office Supplies	1,403	1,894	600	467	600
605290	Other Operating Supplies	362	642	1,000	281	1,000
605510	Tuition Reimbursement	1,491	—	4,000	—	4,000
	Sub-Total	81,951	95,461	97,420	97,420	107,420
	Total	**$ 239,257**	**$ 253,406**	**$ 257,985**	**$ 257,985**	**$ 272,873**

Commissioner Colbourne—001-01-012-511-000-xxxxxx

Object #	Account Description	FY 2021 Actual	FY 2022 Actual	FY 2023 Budget	FY 2023 Revised	FY 2024 Budget
	Personnel Services					
601100	Elected Officials Salaries	$ 54,475	$ 34,175	$ 34,200	$ 34,200	$ 34,200
601101	Car allowance	—	7,800	7,800	7,800	7,800
601102	Commission Stipend	—	12,500	12,500	12,500	12,500
601200	Employee Salaries	81,607	80,358	89,765	89,765	94,253
601205	Lump Sum Payout - Accrued Time	—	—	5,000	5,000	5,000
601400	Overtime-General	720	29	—	—	—
602100	FICA & MICA	11,811	11,980	11,300	11,300	11,700
602304	Health Insurance-PPO	—	8,911	—	—	—
	Sub-Total	148,612	155,753	160,565	160,565	165,453
	Operating Expense					
604001	Travel & Training	2,103	11,211	8,800	18,800	18,800
604200	Postage	1,464	2,492	600	600	600
604700	Printing & Binding Svcs	11,135	4,567	4,240	4,250	4,240
604889	Marketing & Promotions	14,913	9,224	15,700	15,100	15,700
604908	Legislative Expense	—	—	400	400	400
604918	Commission Initiatives	55,244	41,398	50,000	56,400	50,000
604997	Other Operating Expenses	260	2,379	12,080	1,060	12,080
605100	Office Supplies	2,003	1,363	600	710	600
605290	Other Operating Supplies	46	75	1,000	100	1,000
605510	Tuition Reimbursement	—	—	4,000	—	4,000
	Sub-Total	87,169	72,710	97,420	97,420	107,420
	Total	**$ 235,782**	**$ 228,464**	**$ 257,985**	**$ 257,985**	**$ 272,873**

Object #	Account Description	Justification
Expense		
601101	Car allowance	Elected Officials option for a monthly vehicle allowance in lieu of the use of a City vehicle as approved by City Ordinance 20-05.
601102	Commission Stipend	Annual Stipend of $12,500, as approved by City Ordinance 20-05, available at the option of each elected official either as: 1) payable in equal installments in accordance with the City Commission payroll structure and subject to all applicable taxes, or 2) included within the operating budget of each elected official to be used in accordance with applicable policies and procedures for business related expenditures.
603470	Temporary Help	For temporary assistance as needed.
604001	Travel & Training	This account is for out-of-town travel and accommodations associated with specialized training and conferences, which includes registration, airline travel, meals, etc., such as: Florida League of Cities Board meetings, Broward, Florida & National League of Cities, National Forum for Black Public Administrators, Sister Cities Trade Mission, Broward Days in Tallahassee, Florida League of Cities Southern Municipal Conference, US Conference of Mayors, etc.
604200	Postage	This account represents allocated costs for mailings and delivery services for U.P.S. and Federal Express.
604301	Electricity Svcs	This account represents allocated costs for electricity usage.
604500	Risk Internal Svcs Charge	This is a restricted account for allocated property and liability insurance premiums as provided by HR-Risk Management.
604550	Health Ins Internal Serv Chg	Funds the City's wellness program that encourage employees to adopt healthy habits through education, incentives and an on-site clinic.
604610	Fleet Internal Svcs Charge	This account represents costs associated with repair and maintenance of city vehicles as provided by PW-Fleet Management.
604700	Printing & Binding Svcs	This line item is for the purchase of different printed materials such as business cards and other documents/books, etc.
604889	Marketing & Promotions	This represents costs associated with marketing through Facebook ads, Constant Contact and other promotions for Commission events.
604908	Legislative Expense	This account provides funding for governmental consulting services.
604916	Administrative Expense	This account provides for miscellaneous expenses for ceremonies, events and awards and Commission events.
604918	Commission Initiatives	These are costs associated with City Commission initiatives that foster and/or support community based programming and services.
604989	IT Internal Svcs Charge	This account is for technology related costs such as leased computers, internet, intranet, land lines, network, telephone, software licenses, database needs and support services.
604997	Other Operating Expenses	This account is for unanticipated one time expenses that cannot be charged to any other budgeted line item.
605100	Office Supplies	This account is an estimated amount required for office supplies.
605290	Other Operating Supplies	This account provides funding for awards and miscellaneous supplies required for special events and meetings.
605410	Subscriptions & Memberships	This account is for memberships: Broward Black Elected Officials - $500 Sam's Club membership - $100 African American Mayor's Association - $10,000 Broward league of Cities Annual Membership - $10,000 Florida League of Cities - $15,000 National Forum of Black Public Administration - $500 Florida League of Mayors - $1,500 United States Conference of Mayors - $9,500 National League of Cities - $9,000 Miscellaneous - $17,000
605510	Tuition Reimbursement	Education assistance to permanent employees that is associated with a certificate or degree program at a community college or state college/university. Education must be related to the employee's present position or have the ability to assist in a promotional opportunity. The cost covers books and lab fees associated with the course.

Office of the City Manager

Mission

Dedicated to promoting the most effective professional management and operation of the City through the implementation of best practices, in order to provide the highest level of service to the City Commission, residents, businesses and visitors.

Office of the City Manager Organizational Chart

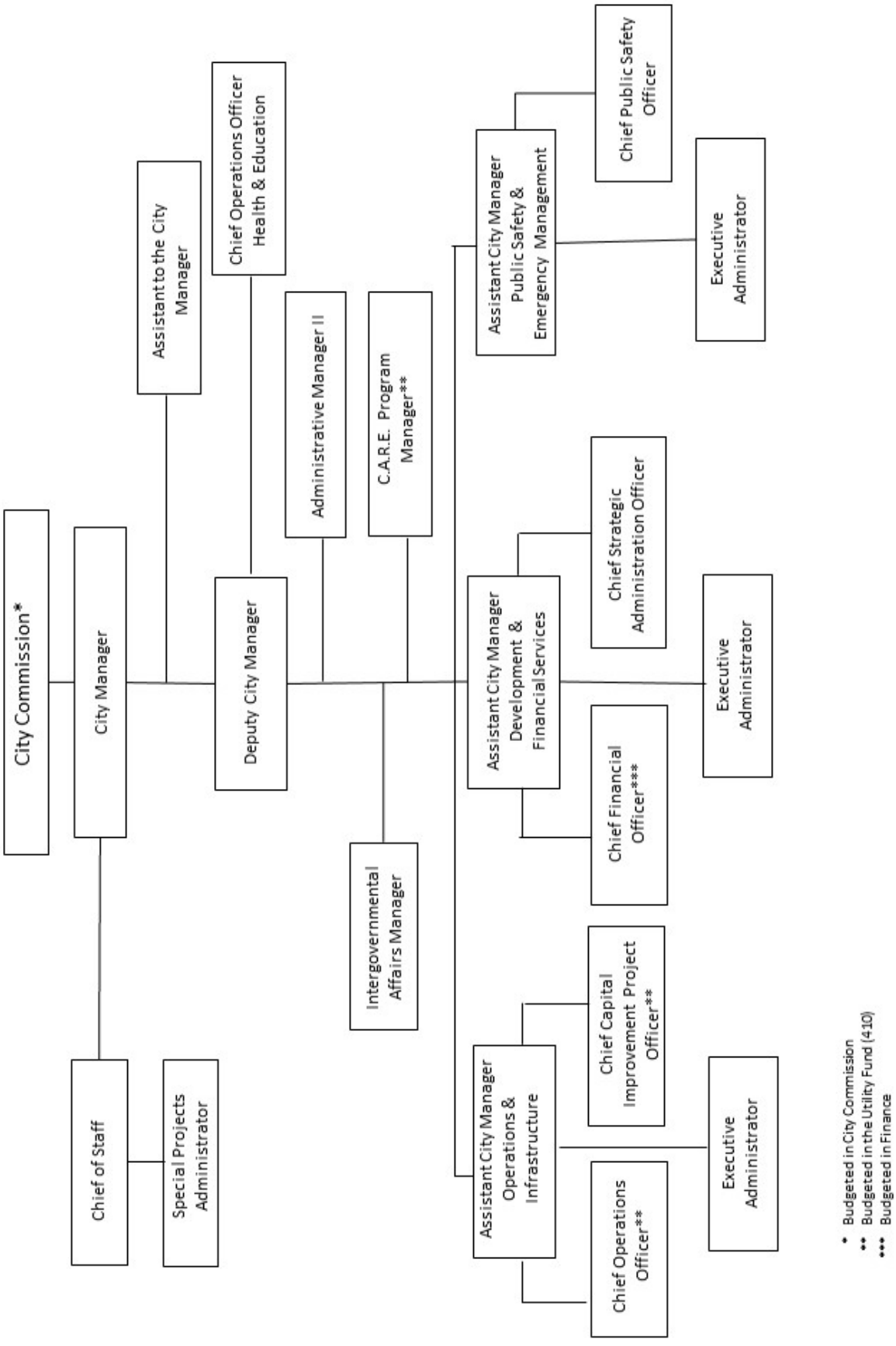

Department Overview

The Office of the City Manager is responsible for the effective and efficient delivery of services including recommending and carrying out the policies and ordinances approved by the City Commission. It is the responsibility of this office to advise the Commission on the City's financial status and to submit the Annual Operating and Capital Improvement Program budgets to them. This office provides effective communication between the City Commission, employees, residents and the general public, and oversees the management of all City departments. The department is committed to the ongoing implementation of best practices in all City operations. In addition, this department is responsible for the City's goals and objectives to incorporate innovative ideas and technology throughout City operations to reduce expenditures and increase revenues, while providing enhanced services and public engagement tools.

As indicated in the Position Detail, this department is comprised of 16 full-time budgeted positions. The two major programs provided are:

1. City Management
2. Administration

FY 2023 Accomplishments

City Management/Administration

- Successfully launched a fundraiser that raised over $42,000 for the American Cancer Society to assist with cancer research and those affected by cancer.
- Successfully launched the Christmas in July fundraiser and raised over $5,000 to assist the less fortunate children in Broward County.
- Integration of Miramar PROUD and Service Awards to recognize employees who go above and beyond their duties and celebrate those who reached milestones of 15, 20, 25 and 30 years of service with the City.
- Successfully launched the "Miramar Gives Back" Program to assist the less fortunate children in our community.
- Launched Public Speaking Initiative for Senior staff to improve communication, leadership and public engagement skills.
- Through the C.A.R.E. Program, wrapped 7 Electrical Vehicles to complement the Race to Zero Initiative and generated approximately $744,758 in revenue through program initiatives.

- Installed the City's first high-speed electric vehicle charger, which promotes the use of electric vehicles and contributes to sustainability efforts.
- Secured a total of $21,394,638 in grants from County, State and Federal agencies. These funds will be used to fund various projects and initiatives to benefit the City.
- Formed the Race to Zero Committee to implement policies for the City's pledge to reduce carbon emissions and promote sustainability.
- Completed 65% of the Guaranteed Energy Savings Project, which aims to increase energy efficiency and reduce energy costs for the City.

FY 2024 Goals

- Increase grant award by $14 million.
- Develop sustainability-related public outreach programs/events to educate the public on energy tips, etc.
- Develop a plan of action for reviewing and reporting the City's greenhouse gas emissions.
- Manor of Miramar Development is expected to be completed by the end of the first quarter in FY24.

Program Revenues, Expenditures and Positions Summary

	FY 2021 Actual	FY 2022 Actual	FY 2023 Budget	FY 2023 Revised	FY 2024 Budget
Dedicated Revenues					
None	**$ —**	**$ —**	**$ —**	**$ —**	**$ —**
Expenditures by Program					
City Management	$ 1,269,979	$ 1,977,686	$ 1,403,540	$ 1,831,940	$ 1,716,750
Marketing & Communications*	1,665,819	—	—	—	—
Administration	1,855,561	1,880,853	2,979,910	3,148,310	3,528,850
Total	**$ 4,791,359**	**$ 3,858,539**	**$ 4,383,450**	**$ 4,980,250**	**$ 5,245,600**
Expenditures by Category					
Personnel Services	$ 3,760,742	$ 3,480,639	$ 3,834,600	$ 4,431,400	$ 4,422,000
Operating Expense	1,030,617	376,200	546,850	548,850	823,600
Capital Outlay	—	1,700	2,000	—	—
Total	**$ 4,791,359**	**$ 3,858,539**	**$ 4,383,450**	**$ 4,980,250**	**$ 5,245,600**
Positions by Program					
City Management	6.00	5.00	4.00	4.00	4.00
Marketing & Communications*	8.00	—	—	—	—
Administration	8.00	7.00	11.00	12.00	12.00
Total	**22.00**	**12.00**	**15.00**	**16.00**	**16.00**

*In FY22 Budget Amendment #O1786 approved the transfer of the Marketing & Communications Program to a new Department called Marketing & Customer Service. In FY23 the department name was changed to Marketing. Please refer to the Marketing section of this document for additional information.

City Manager, Dr. Roy Virgin at Miramar PROUD Event (2023)

Position Detail	FY 2021 Actual	FY 2022 Actual	FY 2023 Budget	FY 2023 Revised	FY 2024 Budget
Account Clerk II	—	—	—	1.00	—
Administrative Manager II	1.00	1.00	1.00	1.00	1.00
Assistant City Manager	2.00	2.00	3.00	3.00	3.00
Assistant to the City Manager	1.00	—	1.00	1.00	1.00
Chief Financial Officer	1.00	1.00	—	—	—
Chief Marketing Officer	1.00	—	—	—	—
Chief of Staff	—	1.00	1.00	1.00	1.00
Chief Operations Officer	1.00	—	—	—	—
Chief Operations Officer - Health & Education	—	—	—	—	1.00
Chief Public Safety Officer	—	—	1.00	1.00	1.00
Chief Strategic Administration Officer	—	—	1.00	1.00	1.00
City Manager	1.00	1.00	1.00	1.00	1.00
Creative Arts and Graphics Designer	1.00	—	—	—	—
Deputy City Manager	1.00	1.00	1.00	1.00	1.00
Energy Resources Manager	1.00	—	—	—	—
Events & Venue Promotions Manager	1.00	—	—	—	—
Executive Administrator	1.00	1.00	3.00	3.00	3.00
GIS Manager	1.00	1.00	—	—	—
Graphic Design & Production Manager	1.00	—	—	—	—
Intergovernmental Affairs Liaison	1.00	1.00	1.00	—	—
Intergovernmental Affairs Manager	—	—	—	1.00	1.00
Marketing Coordinator	1.00	—	—	—	—
Marketing Operations Manager	1.00	—	—	—	—
Multimedia and Broadcast Manager	1.00	—	—	—	—
Operations Coordinator	1.00	—	—	—	—
Public Relations & Media Manager	1.00	—	—	—	—
Special Projects Administrator	—	1.00	1.00	1.00	1.00
Strategic Administration Officer	1.00	1.00	—	—	—
Total FTE's	**22.00**	**12.00**	**15.00**	**16.00**	**16.00**

Note: In FY22 Budget Amendment #O1786 approved the transfer of the Marketing & Communications Program to a new Department called Marketing & Customer Service. In FY23 the department name was changed to Marketing. Please refer to the Marketing section of this document for additional information.

City Management

The City Manager is the administrative head of the City Government and is responsible for the efficient and effective administration of all departments of the City. On behalf of the City Commission, the City Manager ensures the proper implementation of City policies and ordinances, and carries out Commission directives. The City Manager's Office initiates the strategic planning process required to address the City's financial, operational, and infrastructure needs. It also provides advice to the Commission on the City's financial status, and submits the annual operating and capital improvement program budgets to them.

FY 23	FY 24
4.00	4.00

Administration

Responsible for providing executive level administration support to the City Manager to implement the efficient and effective administration of all departments of the City. With the use of technology and efficient management tools, this program functions to structure the delivery of critical programs and services to the community, while ensuring prudence in the development, administration, and oversight of the City's budget. This program is also responsible for additional revenue generating initiatives and facilitating legislative agendas and associated activities. It assists the City Manager to ensure that City policies, ordinances, and Commission directives are effectively implemented, and coordinates the strategic planning process required to address the City's future financial, operational, and infrastructure needs.

FY 23	FY 24
11.00	12.00

Office of the City Manager Balanced Scorecard

Measures	Objectives	Series Status	FY 2022 Actual	FY 2023 Actual	FY 2024 Goal
Review revenue and expenditure actuals on a quarterly basis	Manage the City in Compliance with the Adopted Budget	Q4 Actual	1.00	1.00	
		YTD Actual	4.00	4.00	
		EOY Target	4.00	4.00	4.00
		% Target	100.00%	100.00%	
		% Goal	100.00%	100.00%	
Review Capital Improvement Plan project status	Manage the City in Compliance with the Adopted Budget	Q4 Actual	1.00	3.00	
		YTD Actual	4.00	12.00	
		EOY Target	4.00	12.00	12.00
		% Target	100.00%	100.00%	
		% Goal	100.00%	100.00%	
Hold Budget Workshop to determine goals and priorities	Provide a FY2024 Budget that Supports the City's Mission	Q4 Actual	0.00	0.00	
		YTD Actual	1.00	1.00	
		EOY Target	1.00	1.00	1.00
		% Target	100.00%	100.00%	
		% Goal	100.00%	100.00%	
Adopt a balanced annual budget by September 30th each year	Provide a FY2024 Budget that Supports the City's Mission	Q4 Actual	1.00	1.00	
		YTD Actual	1.00	1.00	
		EOY Target	1.00	1.00	1.00
		% Target	100.00%	100.00%	
		% Goal	100.00%	100.00%	

Office of the City Manager Balanced Scorecard

Measures	Objectives	Series Status	FY 2022 Actual	FY 2023 Actual	FY 2024 Goal
Maintain 12% committed fund balance as required by policy	Maintain a Healthy Fund Balance Reserve	Q4 Actual	12.00 %	12.00 %	
		YTD Actual	12.00 %	12.00 %	
		EOY Target	12.00 %	12.00 %	12.00 %
		% Target	100.00%	100.00%	
		% Goal	100.00%	100.00%	
Meets budget target - Expenses	Finances	Q4 Actual	$1,018,557.79	$1,218,971.00	
		YTD Actual	$3,866,376.13	$4,944,522.00	
		EOY Target	$3,134,700.00	$4,383,450.00	$5,245,600.00
		% Target	123.34%	112.80%	
		% Goal	100.00%	100.00%	
Meets projected target - Expenses	Finances	Q4 Actual	$1,018,557.79	$1,218,971.00	
		YTD Actual	$3,866,376.13	$4,944,522.00	
		EOY Projection	$3,472,050.00	$4,554,360.00	$5,245,600.00
		% Target	111.36%	108.57%	
		% Goal	100.00%	100.00%	
Hold Bi-weekly EMT Meetings (weekly status update meetings currently being held due to COVID-19)	Assist Departments in Defining and Achieving their Collective Goals	Q4 Actual	6.00	6.00	
		YTD Actual	24.00	24.00	
		EOY Target	24.00	24.00	24.00
		% Target	100.00%	100.00%	
		% Goal	100.00%	100.00%	

Office of the City Manager Balanced Scorecard

Measures	Objectives	Series Status	FY 2022 Actual	FY 2023 Actual	FY 2024 Goal
Provide Quarterly Reports	Inform the Commission About the Overall Health of the City	Q4 Actual	1.00	1.00	
		YTD Actual	4.00	4.00	
		EOY Target	4.00	4.00	4.00
		% Target	100.00%	100.00%	
		% Goal	100.00%	100.00%	
Ensure City Commission attends ethics training (hours)	Ensure City Commission Complies with Broward County Ethics Training Requirements	Q4 Actual	—	—	
		YTD Actual	5.00	5.00	
		EOY Target	5.00	5.00	5.00
		% Target	100.00%	100.00%	
		% Goal	100.00%	100.00%	

FY23 actuals (revenues and expenses) are as of 11/08/2023.

End of year targets exclude year-end budget amendments.

City Management—Program 050

Description

The City Manager is the administrative head of the City Government and is responsible for the efficient and effective administration of all departments of the City. On behalf of the City Commission, this program is designed to ensure the proper implementation of City policies and ordinances, and to carry out Commission directives. This program initiates the strategic planning process required to address the City's financial, operational, and infrastructure needs. It also provides advice to the Commission on the City's financial status, and submits the annual operating and capital improvement program budgets to them.

Dedicated Revenues	Object Code	FY 2021 Actual	FY 2022 Actual	FY 2023 Budget	FY 2023 Revised	FY 2024 Budget
None		**$ —**	**$ —**	**$ —**	**$ —**	**$ —**
Expenditures by Category						
Personnel Services		$ 1,032,381	$ 1,788,502	$ 1,105,600	$ 1,537,000	$ 1,306,400
Operating Expense		237,597	189,184	297,940	294,940	410,350
Departmental Capital Outlay		—	—	—	—	—
Total		**$ 1,269,979**	**$ 1,977,686**	**$ 1,403,540**	**$ 1,831,940**	**$ 1,716,750**
Percent of Time by Position						
Administrative Manager II		1.00	1.00	—	—	—
Assistant City Manager		—	1.00	—	—	—
Assistant to the City Manager		1.00	—	1.00	1.00	1.00
Chief of Staff		—	1.00	1.00	1.00	1.00
Chief Operations Officer		1.00	—	—	—	—
City Manager		1.00	1.00	1.00	1.00	1.00
GIS Manager		1.00	—	—	—	—
Operations Coordinator		1.00	—	—	—	—
Special Projects Administrator		—	1.00	1.00	1.00	1.00
Total		**6.00**	**5.00**	**4.00**	**4.00**	**4.00**

Marketing and Communications—Program 051

Note: This program was transferred in from Parks & Recreation in FY20. FY22 Budget Amendment #O1786 moved Marketing & Communications from the Office of the City Manager to its own department. In FY23 the department title changed to Marketing. Please refer to the Marketing section of this document for additional information.

Dedicated Revenues	Object Code	FY 2021 Actual	FY 2022 Actual	FY 2023 Budget	FY 2023 Revised	FY 2024 Budget
None		**$ —**	**$ —**	**$ —**	**$ —**	**$ —**
Expenditures by Category						
Personnel Services		$ 1,047,265	$ —	$ —	$ —	$ —
Operating Expense		618,554	—	—	—	—
Departmental Capital Outlay		—	—	—	—	—
Total		**$ 1,665,819**	**$ —**	**$ —**	**$ —**	**$ —**
Percent of Time by Position						
Chief Marketing Officer		1.00	—	—	—	—
Creative Arts and Graphics Designer		1.00	—	—	—	—
Events & Venue Promotions Manager		1.00	—	—	—	—
Graphic Design & Production Manager		1.00	—	—	—	—
Marketing Coordinator		1.00	—	—	—	—
Marketing Operations Manager		1.00	—	—	—	—
Multimedia and Broadcast Manager		1.00	—	—	—	—
Public Relations & Media Manager		1.00	—	—	—	—
Total		**8.00**	**—**	**—**	**—**	**—**

FY22 Budget Amendment #O1786 moved nine (9) FTE's under Marketing & Communications from the Office of the City Manager to its own Department. FY23 Department title changed to Marketing.

Administration—Program 100

This program is responsible for providing executive level administration support to the City Manager to implement the efficient and effective administration of all departments of the City. With the use of technology and efficient management tools, this program functions to structure the delivery of critical programs and services to the community, while ensuring prudence in the development, administration, and oversight of the City's budget. This program is also responsible for additional revenue generating initiatives and facilitating legislative agendas and associated activities. It assists the City Manager to ensure that City policies, ordinances, and Commission directives are effectively implemented, and coordinates the strategic planning process required to address the City's future financial, operational, and infrastructure needs.

Dedicated Revenues	**Object Code**	**FY 2021 Actual**	**FY 2022 Actual**	**FY 2023 Budget**	**FY 2023 Revised**	**FY 2024 Budget**
None		**$ —**	**$ —**	**$ —**	**$ —**	**$ —**
Expenditures by Category						
Personnel Services		$ 1,681,096	$ 1,692,136	$ 2,729,000	$ 2,894,400	$ 3,115,600
Operating Expense		174,465	187,016	248,910	253,910	413,250
Departmental Capital Outlay		—	1,700	2,000	—	—
Total		**$ 1,855,561**	**$ 1,880,853**	**$ 2,979,910**	**$ 3,148,310**	**$ 3,528,850**
Percent of Time by Position						
Account Clerk II		—	—	—	1.00	—
Administrative Manager II		—	—	1.00	1.00	1.00
Assistant City Manager		2.00	1.00	3.00	3.00	3.00
Chief Financial Officer		1.00	1.00	—	—	—
Chief Operations Officer - Health & Education		—	—	—	—	1.00
Chief Public Safety Officer		—	—	1.00	1.00	1.00
Chief Strategic Administration Officer		—	—	1.00	1.00	1.00
Deputy City Manager		1.00	1.00	1.00	1.00	1.00
Energy Resources Manager		1.00	—	—	—	—
Executive Administrator		1.00	1.00	3.00	3.00	3.00
GIS Manager		—	1.00	—	—	—
Intergovernmental Affairs Liaison		1.00	1.00	1.00	—	—
Intergovernmental Affairs Manager		—	—	—	1.00	1.00
Strategic Administration Officer		1.00	1.00	—	—	—
Total		**8.00**	**7.00**	**11.00**	**12.00**	**12.00**

City Management—001-05-050-512-

Object #	Account Description	FY 2021 Actual	FY 2022 Actual	FY 2023 Budget	FY 2023 Revised	FY 2024 Budget
	Personnel Services					
601200	Employee Salaries	$ 672,983	$ 1,163,408	$ 676,900	$ 711,300	$ 744,000
601205	Lump Sum Payout - Accrued Time	87,430	178,713	38,900	85,000	24,500
601210	Non-Pensionable Earnings	—	2,000	—	—	—
601215	Communication Stipend	7,150	7,559	8,800	8,800	8,800
601220	Longevity Pay	6,466	10,485	5,400	5,400	5,600
601400	Overtime-General	215	778	500	500	500
602100	FICA & MICA	47,850	66,209	42,900	42,900	48,400
602210	Pension-General	8,700	10,300	15,200	15,200	16,900
602235	Pension-Senior Mgmt	31,700	75,300	128,700	128,700	154,100
602260	Pension-401	15,125	27,076	—	94,100	79,100
602265	Pension-457	39,139	52,921	38,500	38,500	55,800
602300	Pmt In Lieu Of Insurance	216	—	—	—	—
602304	Health Insurance-PPO	—	33,528	16,700	16,700	14,600
602305	Health Insurance-HMO	79,791	59,770	48,300	48,300	53,100
602306	Dental Insurance-PPO	2,427	2,767	1,700	1,700	1,700
602307	Dental Insurance-HMO	435	210	200	200	300
602309	Basic Life	1,149	54,101	53,900	310,700	54,100
602311	Long-Term Disability	204	2,495	1,000	1,000	4,200
602312	HDHP Aetna	—	3,883	—	—	7,100
602313	HSA Payflex	—	5,600	—	—	1,600
602400	Workers' Compensation	31,400	31,400	28,000	28,000	32,000
	Sub-Total	1,032,381	1,788,502	1,105,600	1,537,000	1,306,400
	Operating Expense					
603190	Prof Svcs-Other	69,819	39,735	80,000	63,500	95,000
603200	Audit Fees	75,000	26,601	100,000	95,000	150,000
604001	Travel & Training	1,131	6,367	6,750	22,250	25,000
604200	Postage	135	242	500	500	500
604301	Electricity Svcs	7,565	18,359	17,400	17,400	18,000
604500	Risk Internal Svcs Charge	2,400	10,300	8,400	8,400	7,900
604550	Health Ins Internal Serv Chg	28,500	15,400	14,700	14,700	9,100
604700	Printing & Binding Svc	264	1,778	4,000	1,000	2,000
604889	Marketing & Promotions	1,500	—	1,800	2,600	500
604890	Special Events-Other	—	—	—	5,000	25,000
604916	Administrative Expense	2,960	9,444	13,250	11,750	13,250
604989	IT Internal Svcs Charge	40,600	33,600	37,900	37,900	31,200
604997	Other Operating Expenses	516	7,445	900	500	900
604998	Contingency	—	550	1,150	—	1,150
605100	Office Supplies	1,330	1,379	1,500	1,500	1,500
605120	Computer Operating Expenses	100	—	500	2,250	500
605220	Vehicle Fuel-On-Site	—	—	1,000	1,000	1,100
605250	Noncap Furn (Item less 5000)	—	13,699	—	—	—
605251	Noncap Equip (Item less 5000)	2,089	—	—	—	—
605290	Other Operating Supplies	453	213	500	100	500
605410	Subscriptions & Memberships	2,345	3,817	2,440	4,940	4,000
605500	Training-General	890	254	750	150	750
605510	Tuition Reimbursement	—	—	4,500	4,500	22,500
	Sub-Total	237,597	189,184	297,940	294,940	410,350
	Total	**$ 1,269,979**	**$ 1,977,686**	**$ 1,403,540**	**$ 1,831,940**	**$ 1,716,750**

Administration—001-05-100-512-

Object #	Account Description	FY 2021 Actual	FY 2022 Actual	FY 2023 Budget	FY 2023 Revised	FY 2024 Budget
	Personnel Services					
601200	Employee Salaries	$ 1,047,079	$ 1,014,897	$ 1,776,900	$ 1,776,900	$ 2,028,500
601205	Lump Sum Payout - Accrued Time	89,657	165,352	128,500	200,200	116,800
601210	Non-Pensionable Earnings	—	5,085	—	45,100	—
601215	Communication Stipend	12,025	13,050	19,500	19,500	21,500
601220	Longevity Pay	7,794	2,783	4,800	4,800	6,300
602100	FICA & MICA	67,135	73,591	117,200	127,700	140,600
602210	Pension-General	—	—	94,800	94,800	88,100
602235	Pension-Senior Mgmt	267,000	203,700	277,200	277,200	309,200
602260	Pension-401	—	831	—	38,100	55,000
602265	Pension-457	50,646	62,201	84,200	84,200	129,200
602300	Pmt In Lieu Of Insurance	1,295	—	5,600	5,600	5,600
602304	Health Insurance-PPO	12,396	2,209	79,000	79,000	64,100
602305	Health Insurance-HMO	57,883	64,121	91,200	91,200	80,200
602306	Dental Insurance-PPO	2,062	2,333	3,300	3,300	2,600
602307	Dental Insurance-HMO	877	799	800	800	1,200
602309	Basic Life Insurance	1,987	2,874	5,100	5,100	6,000
602311	Long-Term Disability Ins	945	3,167	2,500	2,500	11,500
602312	HDHP Aetna	26,815	42,444	9,100	9,100	14,100
602313	HSA Payflex	4,200	1,400	1,400	1,400	3,200
602400	Workers' Compensation	31,300	31,300	27,900	27,900	31,900
	Sub-Total	1,681,096	1,692,136	2,729,000	2,894,400	3,115,600
	Operating Expense					
603190	Prof Svcs-Other	—	—	5,000	—	5,000
603200	Audit Fees	75,650	76,902	100,000	105,000	150,000
604001	Travel & Training	1,831	15,319	39,000	60,500	49,000
604200	Postage	22	49	500	500	500
604301	Electricity Svcs	1,068	—	—	—	—
604500	Risk Internal Svcs Charge	1,200	5,100	4,200	4,200	3,900
604550	Health Ins Internal Serv Chg	20,400	11,000	10,500	10,500	20,800
604700	Printing & Binding Svcs	867	459	1,200	2,201	1,200
604889	Marketing & Promotions	—	329	1,800	—	1,800
604916	Administrative Expense	2,702	6,328	6,050	6,050	7,800
604919	CARE Program Initiatives	—	—	—	—	50,000
604989	IT Internal Svcs Charge	47,700	52,200	51,500	51,500	79,100
604997	Other Operating Expenses	1,301	2,019	900	900	900
604998	Contingency	345	—	1,150	150	1,150
605100	Office Supplies	1,247	2,189	1,500	1,500	1,500
605120	Computer Operating Expenses	397	277	500	500	500
605250	Noncap Furn (Item less 5000)	—	1,194	2,000	300	2,000
605251	Noncap Equip (Item less 5000)	1,650	—	3,700	35	1,850
605290	Other Operating Supplies	—	495	500	200	500
605410	Subscriptions & Memberships	3,745	4,830	3,160	4,460	5,000
605500	Training-General	3,857	1,415	750	414	750
605510	Tuition Reimbursement	10,484	6,912	15,000	5,000	30,000
	Sub-Total	174,465	187,016	248,910	253,910	413,250
	Departmental Capital Outlay					
606470	Computer Equipment	—	1,700	2,000	—	—
	Sub-Total	—	1,700	2,000	—	—
	Total	**$ 1,855,561**	**$ 1,880,853**	**$ 2,979,910**	**$ 3,148,310**	**$ 3,528,850**

Office of the City Manager Expenditures by Object Code

Marketing and Communications—001-05-051-512-

Object #	Account Description	FY 2021 Actual	FY 2022 Actual	FY 2023 Budget	FY 2023 Revised	FY 2024 Budget
	Personnel Services					
601200	Employee Salaries	$ 647,295	$ —	$ —	$ —	$ —
601205	Lump Sum Payout - Accrued Time	65,020	—	—	—	—
601210	Non-Pensionable Earnings	1,122	—	—	—	—
601215	Communication Stipend	10,706	—	—	—	—
601400	Overtime-General	2,621	—	—	—	—
601410	Overtime-Holiday	4	—	—	—	—
602100	FICA & MICA	54,081	—	—	—	—
602235	Pension-Senior Mgmt	145,800	—	—	—	—
602265	Pension-457	13,968	—	—	—	—
602304	Health Insurance-PPO	3,525	—	—	—	—
602305	Health Insurance-HMO	41,185	—	—	—	—
602306	Dental Insurance-PPO	1,669	—	—	—	—
602307	Dental Insurance-HMO	829	—	—	—	—
602309	Basic Life Insurance	1,772	—	—	—	—
602311	Long-Term Disability Ins	275	—	—	—	—
602312	HDHP Aetna	24,191	—	—	—	—
602313	HSA Payflex	5,600	—	—	—	—
602400	Workers' Compensation	27,600	—	—	—	—
	Sub-Total	1,047,265	—	—	—	—
	Operating Expense					
603190	Prof Svcs-Other	95,590	—	—	—	—
603425	Software License & Maint	15,346	—	—	—	—
604001	Travel & Training	2,403	—	—	—	—
604100	Communication Svcs	600	—	—	—	—
604200	Postage	29,852	—	—	—	—
604301	Electricity Svcs	2,137	—	—	—	—
604500	Risk Internal Svcs Charge	1,900	—	—	—	—
604550	Health Ins Internal Serv Chg	18,700	—	—	—	—
604700	Printing & Binding Svcs	90,150	—	—	—	—
604889	Marketing & Promotions	57,703	—	—	—	—
604910	Advertising Costs	172,733	—	—	—	—
604920	License & Permit Fees	6,499	—	—	—	—
604989	IT Internal Svcs Charge	49,500	—	—	—	—
604997	Other Operating Expenses	250	—	—	—	—
605100	Office Supplies	2,133	—	—	—	—
605120	Computer Operating Expenses	1	—	—	—	—
605230	Program Supplies	1,083	—	—	—	—
605250	Noncap Furn (Item less 5000)	15,439	—	—	—	—
605251	Noncap Equip (Item less 5000)	47,690	—	—	—	—
605266	Photography	875	—	—	—	—
605410	Subscriptions & Memberships	2,425	—	—	—	—
605500	Training-General	5,545	—	—	—	—
	Sub-Total	618,554	—	—	—	—
	Total	**$ 1,665,819**	**$ —**	**$ —**	**$ —**	**$ —**

Object #	Account Description	Justification
Expense		
601400	Overtime-General	Overtime is necessary due to unforeseen administrative needs.
603190	Prof Svcs-Other	This line item is necessary for securing third party resources, as needed, and for professional services in support of the department. These services may include but are not limited to such needs as Crisis Communication Services for City Management ($10,000) and other needs that may arise in the course of city management operations ($90,000).
603200	Audit Fees	This account represents the cost for the Internal Audit Services Engagement Agreement ($300,000).
604001	Travel & Training	This represents costs associated with travel and accommodations for specialized training and certification courses, workshops, continuing education or conferences for staff growth, knowledge, edification and learning in their respective positions including: FPPTA (Florida Public Pension Trustees Association); ICMA Certification/Annual Conference; NFBPA (National Forum for Black Public Administrators); FL League of Cities Conf; FCCMA (Florida City and County Management Association); AWWA/WEFTEC/WASTEWATER; P3C (Public-Private Partnership Conference; and AICP Training (CEUs).
604200	Postage	USPS, Federal Express and UPS charges including costs incurred for dissemination of various information and messages to the community including, but not limited to, season brochures, informational materials and general correspondence.
604301	Electricity Svcs	This account represents allocated costs for electricity usage.
604500	Risk Internal Svcs Charge	This account represents allocated property and liability insurance premiums as provided by HR-Risk Management.
604550	Health Ins Internal Serv Chg	Funds the City's wellness program that encourage employees to adopt healthy habits through education, incentives and an on-site clinic.
604700	Printing & Binding Svc	Cost of printing informational material, general correspondence and miscellaneous notices to the internal and external community.
604889	Marketing & Promotions	This represents the costs associated with marketing materials and specialty items needed to promote City events, initiatives, programs, executive team and other meetings.
604890	Special Events-Other	This line item is for expenses related to special events, such as the Government Resource Fair.
604916	Administrative Expense	This account provides funding for various administrative expenses incurred.
604919	CARE Program Initiatives	Expenses associated with the C.A.R.E. (Comprehensive Assessment of Revenues and Expenses) initiatives.
604989	IT Internal Svcs Charge	This account is for technology related costs such as leased computers, internet, intranet, land lines, network, telephone, software licenses, database needs and support services.
604997	Other Operating Expenses	This account is for unanticipated one-time expenses that cannot be charged to any other budgeted line item.
604998	Contingency	This account represents contingency funds for unexpected occurrences.
605100	Office Supplies	This is an estimated amount required for office supplies.
605120	Computer Operating Expenses	This account represents costs for computer operating related items.
605220	Vehicle Fuel-On-Site	This account covers the cost of fuel used for emergency services related to official City business.
605250	Noncap Furn (Item less 5000)	This line item will be used to purchase furniture for new and existing staff (additional workstations in whole or in part, - addition of lockable door, chair, desk, supply cabinets for specialty items) as needed.
605251	Noncap Equip (Item less 5000)	This cost represents equipment required to support administration ($1,850.00).
605290	Other Operating Supplies	This cost is for supplies not specified in other line items.
605410	Subscriptions & Memberships	This account is for memberships in professional associations, subscriptions, and for books, manuals and publications necessary for staff to retain and/or learn new information for professional and technical certifications and knowledge. Expenses include the following: City Management and Administration: Broward City/County Management Association (BCCMA) ($750) National Forum for Black Public Administrators (NFBPA) ($1,175) International City/County Management Association (ICMA) ($1,400) American Society for Public Administration (ASPA) ($650) Sun-sentinel ($240) International City/County Management Association (ICMA) ($3,000) Adobe Acropro ($180) Business Journal ($500) Miscellaneous ($1,105)
605500	Training-General	This expenditure represents funds needed to attend various seminars and trainings for staff within City Management ($750), and Executive Administration ($750).

Object #	Account Description	Justification
605510	Tuition Reimbursement	Education assistance to permanent employees that is associated with a certificate or degree program at a community college or state college/university. Education must be related to the employee's present position or have the ability to assist in a promotional opportunity. The cost covers books and lab fees associated with the course.

MIRAMAR
BEAUTY AND PROGRESS
EST 1955

Human Resources

Mission

To provide excellent, consistent, fair and sound Human Resources and Risk Management services that reflect a strong commitment to our core values and fiscal realities facing the City.

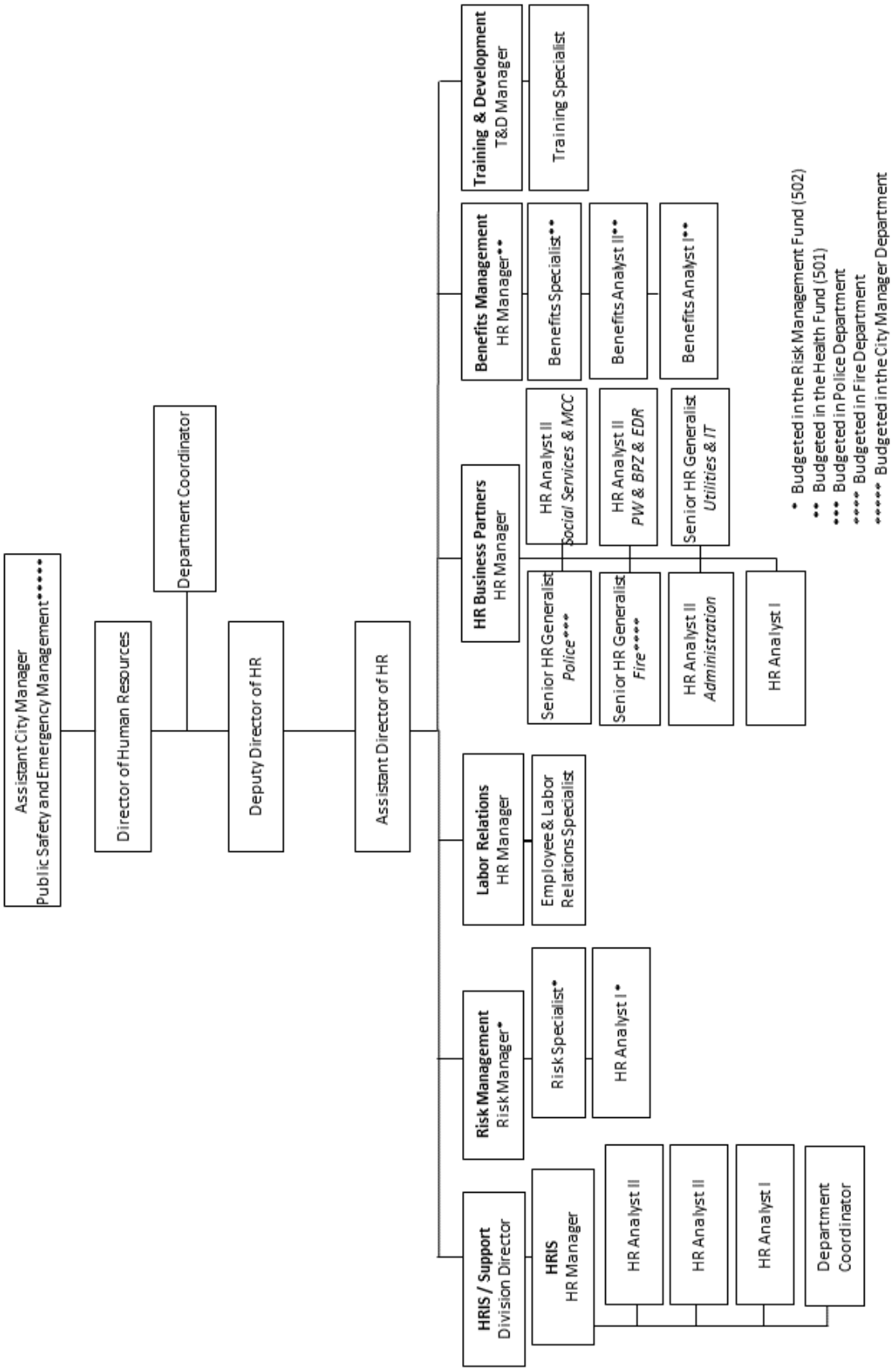
Assistant City Manager
Public Safety and Emergency Management*****
Director of Human Resources
Department Coordinator
Deputy Director of HR
Assistant Director of HR
HRIS / Support
Division Director
HRIS
HR Manager
HR Analyst II
HR Analyst II
HR Analyst I
Department
Coordinator
Risk Management
Risk Manager*
Risk Specialist*
HR Analyst I*
Labor Relations
HR Manager
Employee & Labor
Relations Specialist
HR Business Partners
HR Manager
Senior HR Generalist
Police***
HR Analyst II
Social Services & MCC
Senior HR Generalist
Fire****
HR Analyst II
PW & BPZ & EDR
HR Analyst II
Administration
Senior HR Generalist
Utilities & IT
HR Analyst I
Benefits Management
HR Manager**
Benefits Specialist**
Benefits Analyst II**
Benefits Analyst I**
Training & Development
T&D Manager
Training Specialist
* Budgeted in the Risk Management Fund (502)
** Budgeted in the Health Fund (501)
*** Budgeted in Police Department
**** Budgeted in Fire Department
***** Budgeted in the City Manager Department

Department Overview

The Human Resources Department manages and provides strategic human resources services for the City of Miramar on all workforce development issues. It identifies the tools to enable staff to get the best from the most important resource, its people. The department is a key strategic partner and provides centralized employee services including recruitment, benefits, compensation, labor management, risk management and training. In addition, the department oversees the Health Insurance and Risk Management Funds.

This department is comprised of 27 budgeted positions. As indicated in the Position Detail, 20 full-time employees are general-funded; three full-time employees are budgeted in the Risk Management Internal Service Fund 502; and four full-time employees are budgeted in the Health Insurance Internal Service Fund 501. The five (5) major programs provided in the General Fund are:

1. Administration
2. Human Resources Information System (HRIS)
3. Training & Development
4. Division of Civil Rights & Employee Labor Relations
5. Human Resources Business Partners (HRBP)

FY 2023 Accomplishments

Human Resources

- Provided monthly webinar series to promote employee development of computing skills.
- Conducted various celebration events including Hispanic Heritage, Black History, Women's History and Autism Awareness.
- Continued to develop and revise HR policies and procedures in timely response to new laws to ensure the safety of the workplace.
- Conducted the 1st Annual Employee Education Fair to connect employees with College and University Partners.
- Expanded the apprenticeship and internship programs in Departments, as well as collaborated with Waste Pro to assist in the promotion of their available apprenticeship positions.
- The HRIS Operating Unit developed and implemented the automated Annual Performance Evaluation Program.
- Through continued partnership with Florida International University (FIU) scheduled and delivered one additional cohort of the Supervisory Academy to promote employee personal growth and development.
- Continued the Annual Mandatory Compliance Trainings to include Diversity and Inclusion, Workplace Harassment, Ethics and Workplace Violence to promote a work environment that follows all mandated policies, laws and regulations.
- Expanded the Education Partnership Program that provides employees with a discounted tuition rate, deferred payment plans, and possible direct bill options. This intervention will help remove some of the upfront financial burden on employees that want to continue their education and professional development.
- Continued the City-Funded Employee GED Program to help enable part-time employees obtain their educational requirements to set them up for internal promotions for Full-Time positions.
- Spearheaded an Annual Diversity and Inclusion calendar presenting monthly events to promote awareness and acceptance of all people of all races, ethnicities, gender, religion, disabilities, and sexual orientation. Events included Diversity and Inclusion, Black History Month, Women's History Month and Autism Awareness Month.

Health Insurance

- The Employee Health and Wellness Center increased visits by 26% and increased patient count by 12%, helping to drive a return on investment of over 1.1%.
- Presented with the Gold Aetna Workplace Well-Being Above and Beyond Award for the City's Wellness Program.
- The City experienced a medical plan rate increase of 4.9% for plan year 2023, well below the national medical trend rate of 7.4%.

Risk Management

- 7% decrease in claim payments in FY23 compared to FY22.
- 3% more claims were closed in FY23 compared to FY22.
- Reorganized the Safety Review Board and held regular scheduled meetings.
- Updated Safety Review Board's Administrative Policy Directive and Procedure (APDP).
- Ongoing Defensive Driving training/re-training, for employees involved in accidents.

FY 2024 Goals

- Enhance the tuition reimbursement policy by adding a direct bill/pre-pay option to help decrease any up-front out-of-pocket costs the employees may incur when participating in higher education programs.
- Expand the Education Partnership Program to include one or more HBCU schools such as Florida Memorial University.
- Negotiate three collective bargaining agreements (GAME, PBA, IAFF) before the end of the fiscal year 2024.
- Implement succession planning program to identify employees that are planning to retire and to coordinate cross-training efforts between the incumbent and successor.
- Enhance job description cataloging that enables consistency and standardization.
- Increase employee utilization at the employee on-site healthcare clinic.
- Onsite health and wellness visits and cornerstone events at offsite locations each quarter.
- Advertise bidding proposals for various employee benefit services.
- Implement quarterly safety certification training for field workers who need to be certified within their respective areas. This will increase knowledge base and empower employees with the tools to work more safely, improve efficiency and reduce liability exposure for the city.
- Update the City's Health and Safety Manual to ensure employees are knowledgeable, gain compliance, and thereby reduce the frequency of accidents and injuries by 3%.
- Update the city's statement of values for all properties/assets to achieve the goal of having stability in premiums for the 2024 renewal period.

Human Resources Team

Program Revenues, Expenditures and Positions Summary

Dedicated Revenues	FY 2021 Actual	FY 2022 Actual	FY 2023 Budget	FY 2023 Revised	FY 2024 Budget
None	**$ —**	**$ —**	**$ —**	**$ —**	**$ —**
Expenditures by Program					
Administration	$ 719,064	$ 917,111	$ 846,500	$ 855,500	$ 848,500
Human Resources IS/Support	1,428,619	1,422,047	1,849,300	1,867,700	1,679,000
Training & Development	295,577	529,223	533,600	506,200	476,000
Division of Civil Rights/Employee & Labor Relations	562,130	458,121	545,300	545,300	458,400
Human Resources Business Partners	—	—	—	—	754,800
Total	**$ 3,005,390**	**$ 3,326,502**	**$ 3,774,700**	**$ 3,774,700**	**$ 4,216,700**
Expenditures by Category					
Personnel Services	$ 2,505,021	$ 2,802,216	$ 3,102,600	$ 3,102,600	$ 3,454,900
Operating Expense	500,368	520,685	668,300	649,900	757,400
Capital Outlay	—	3,600	3,800	22,200	4,400
Total	**$ 3,005,390**	**$ 3,326,502**	**$ 3,774,700**	**$ 3,774,700**	**$ 4,216,700**
Positions by Program					
Administration	3.00	5.00	4.00	3.00	4.00
Human Resources IS/Support (Formerly HR Operations)	9.00	10.00	11.00	11.00	7.00
Training & Development	2.50	2.00	2.00	3.00	2.00
Div of Civil Rights & Employee Labor Relations	3.00	2.00	2.00	2.00	2.00
Human Resources Business Partners	—	—	—	—	5.00
Total	**17.50**	**19.00**	**19.00**	**19.00**	**20.00**
Position Detail					
Assistant Director of Human Resources	1.00	1.00	1.00	—	1.00
Assistant to the City Manager	—	1.00	—	—	—
Compensation & Classification Facilitator/Special Projects	1.00	1.00	1.00	—	—
Benefits Analyst II	—	—	—	1.00	—
Department Coordinator	1.00	2.00	2.00	2.00	2.00
Deputy Director of Human Resources	—	—	—	1.00	1.00
Director of Human Resources	1.00	1.00	1.00	1.00	1.00
Employee & Labor Relations Specialist	—	—	—	—	1.00
Human Resources Analyst I	3.00	3.00	2.00	2.00	2.00
Human Resources Analyst II	3.00	4.00	5.00	5.00	5.00
Human Resources Division Director	1.00	1.00	1.00	1.00	1.00
Human Resources Generalist	1.00	1.00	1.00	—	—
Human Resources Manager	1.00	2.00	2.00	2.00	3.00
Human Resources Records Clerk-Part-time	1.00	—	—	—	—
Human Resources Records Management Supervisor	—	—	1.00	—	—
Intern - PT	1.50	—	—	—	—
Operational Services Administrator	—	—	—	1.00	—
Senior Human Resources Generalist	1.00	1.00	1.00	1.00	1.00
Training & Development Manager	1.00	1.00	1.00	1.00	1.00
Training & Development Specialist	—	—	—	1.00	1.00
Total FTE's	**17.50**	**19.00**	**19.00**	**19.00**	**20.00**

Administration
(General Fund 001)

Provides for the equitable administration of the human resources system of the City of Miramar to be consistent with principles of equal employment opportunity, non-discrimination, merit, efficiency and accountability. Collective Bargaining responsibilities are delegated to this program representing about 84% of the workforce. Advises departments on personnel issues and appropriate methods of problem resolution. Oversees all departmental activities and provides departmental support in the areas of procurement, budget, fiscal management, and business planning.

FY 23	FY 24
4.00	4.00

Human Resources IS/Support
(General Fund 001)

Manages and automates core HR processes such as employee performance evaluations, and citywide salary (COLA, Merit, STEP, etc.) increases. Helps to eliminate paper-based and manual HR-related functions and processes.

FY 23	FY 24
11.00	7.00

Training & Development
(General Fund 001)

Provide training and development opportunities to support organizational learning, resulting in higher employee satisfaction, commitment, improved performance, productivity, and engagement.

FY 23	FY 24
2.00	2.00

Division of Civil Rights & Employee Labor Relations
(General Fund 001)

This program is responsible for developing, implementing, monitoring, and enforcing fair employment guidelines.

FY 23	FY 24
2.00	2.00

Human Resources Business Partners
(General Fund 001)

Provides direct and primary support to departments and personnel in all areas of HR Administration, including: talent acquisition, workforce planning, compensation and classification, conflict resolution, and HR policies.

FY 23	FY 24
—	5.00

Benefits Administration
(Health Fund 501)

Provides and administers responsive, cost effective benefit programs including group medical, vision, dental, and life insurance, that meet the needs of the City's employees, retirees and their dependents. Provides retirement counseling and support for the administration of four pension programs.

FY 23	FY 24
3.00	3.00

Wellness
(Health Fund 501)

The Wellness Program's objective is to educate employees on the benefits of the adoption and maintenance of healthy habits. Healthy behaviors lead to lower health risks which lead to less chronic diseases and ultimately lower healthcare costs.

FY 23	FY 24
1.00	1.00

Risk Management
(Risk Fund 502)

Provides services mandated by federal and state laws and City of Miramar Policies and Procedures as they apply to employees with disabilities and maintains the City's self-insurance of liability and workers' compensation.

FY 23	FY 24
3.00	3.00

Human Resources Balanced Scorecard

Measures	Objectives	Series Status	FY 2022 Actual	FY 2023 Actual	FY 2024 Goal
Number of visits to HR's job website	Expand/ Improve the availability and useability of online services for departments, employees and job-seekers	Q4 Actual	28,475.00	61,540.00	
		YTD Actual	303,715.00	208,813.00	
		EOY Target	150,000.00	150,000.00	150,000.00
		% Target	202.48%	139.21%	
		% Goal	100.00%	100.00%	
Number of HR Work Orders Received	Expand/ Improve the availability and useability of online services for departments, employees and job-seekers	Q4 Actual	1,419.00	1,006.00	
		YTD Actual	3,458.00	3,051.00	
		EOY Target	1,500.00	1,500.00	1,500.00
		% Target	230.53%	203.40%	
		% Goal	100.00%	100.00%	
Meets budget target - Expenses	Finances	Q4 Actual	$943,311.18	$986,942.00	
		YTD Actual	$3,326,501.62	$3,711,597.00	
		EOY Target	$3,208,300.00	$3,774,700.00	$4,216,700.00
		% Target	103.68%	98.33%	
		% Goal	100.00%	100.00%	
Meets projected target - Expenses	Finances	Q4 Actual	$943,311.18	$986,942.00	
		YTD Actual	$ 3,326,501.62	$ 3,711,597.00	
		EOY Projection	$ 3,349,400.00	$ 3,866,120.00	$4,216,700.00
		% Target	99.32%	96.00%	
		% Goal	100.00%	100.00%	
Number of safety training sessions	Implement safety programs to reduce workers compensation claims and lost work days	Q4 Actual	6.00	4.00	
		YTD Actual	13.00	23.00	
		EOY Target	4.00	4.00	4.00
		% Target	325.00%	575.00%	
		% Goal	100.00%	100.00%	

Human Resources Balanced Scorecard

Measures	Objectives	Series Status	FY 2022 Actual	FY 2023 Actual	FY 2024 Goal
Workers' Compensation Claims -YTD Closed % Total	Implement safety programs to reduce workers compensation claims and lost work days	Q4 Actual	12.00%	29.00%	
		YTD Actual	28.00%	34.75%	
		EOY Target	25.00%	25.00%	25.00%
		% Target	112.00%	139.00%	
		% Goal	100.00%	100.00%	
Total number of employees actively participating in training programs	Improve the overall skills of the workforce to adequately support the City's priorities	Q4 Actual	834.00	966.00	
		YTD Actual	3,324.00	4,396.00	
		EOY Target	750.00	750.00	750.00
		% Target	443.20%	586.13%	
		% Goal	100.00%	100.00%	
Number of wellness events held per year	Improve health and well-being of employees by increasing wellness participation and initiatives	Q4 Actual	14.00	7.00	
		YTD Actual	62.00	31.00	
		EOY Target	50.00	30.00	30.00
		% Target	124.00%	103.33%	
		% Goal	100.00%	100.00%	
Diversity & Inclusion monthly events		Q4 Actual	1.00	1.00	
		YTD Actual	7.00	4.00	
		EOY Target	4.00	7.00	7.00
		% Target	175.00%	57.14%	
		% Goal	100.00%	100.00%	
Labor Relations Management meetings		Q4 Actual	3.00	6.00	
		YTD Actual	12.00	7.00	
		EOY Target	4.00	3.00	3.00
		% Target	300.00%	233.33%	
		% Goal	100.00%	100.00%	
Number of Applications Received		Q4 Actual	776.00	964.00	
		YTD Actual	3,107.00	3,887.00	
		EOY Target	1,500.00	1,500.00	1,500.00
		% Target	207.13%	259.13%	
		% Goal	100.00%	100.00%	

Human Resources Balanced Scorecard

Measures	Objectives	Series Status	FY 2022 Actual	FY 2023 Actual	FY 2024 Goal
Close investigations and inquiries within timelines		Q4 Actual	2.00	3.00	
		YTD Actual	10.00	18.00	
		EOY Target	6.00	15.00	15.00
		% Target	166.67%	120.00%	
		% Goal	100.00%	100.00%	
Grievances by union: IAFF, GAME, PBA		Q4 Actual	2.00	1.00	
		YTD Actual	7.00	5.00	
		EOY Target	3.00	4.00	4.00
		% Target	233.33%	125.00%	
		% Goal	100.00%	100.00%	

FY23 actuals (revenues and expenses) are as of 11/08/2023.

End of year targets exclude year-end budget amendments.

Administration—Program 100

Description

The Human Resources Administration program provides for the equitable administration of the human resources system of the City of Miramar to be consistent with principles of equal employment opportunity, non-discrimination, efficiency and accountability. Under Florida Law, collective bargaining responsibilities are delegated to this program. The City has three unions which represent approximately 84% of the workforce. Not only does work associated with the unions manifest during formal negotiations, but also unexpectedly during the management of day-to-day operations. These issues require quick, effective and legally defensible resolution to ensure an "affirmative defense" on behalf of the City.

Dedicated Revenues	Object Code	FY 2021 Actual	FY 2022 Actual	FY 2023 Budget	FY 2023 Revised	FY 2024 Budget
None		**$ —**	**$ —**	**$ —**	**$ —**	**$ —**
Expenditures by Category						
Personnel Services		$ 652,197	$ 843,115	$ 750,800	$ 750,800	$ 683,500
Operating Expense		66,867	70,396	91,900	100,900	160,600
Departmental Capital Outlay		—	3,600	3,800	3,800	4,400
Total		**$ 719,064**	**$ 917,111**	**$ 846,500**	**$ 855,500**	**$ 848,500**
Percent of Time by Position						
Assistant Director of Human Resources		1.00	1.00	1.00	—	1.00
Assistant to the City Manager		—	1.00	—	—	—
Department Coordinator		1.00	2.00	2.00	1.00	1.00
Deputy Director of Human Resources		—	—	—	1.00	1.00
Director of Human Resources		1.00	1.00	1.00	1.00	1.00
Total		**3.00**	**5.00**	**4.00**	**3.00**	**4.00**

Human Resources IS/Support (Formerly HR Operations)—Program 060

Description

The Human Resources Information Systems (HRIS) division's motto is putting ideas into action. HRIS manages and automates core HR processes such as employee performance evaluations, and citywide salary (COLA, Merit, STEP, etc.) increases. Automation helps to eliminate paper-based and manual HR-related functions and processes, which paves the way for more efficient and effective interactions with City employees. Furthermore, such practice strategically frees our HR professional team to be more involved and proactive in their approach to partnership with each City department.

Dedicated Revenues	Object Code	FY 2021 Actual	FY 2022 Actual	FY 2023 Budget	FY 2023 Revised	FY 2024 Budget
None		**$ —**	**$ —**	**$ —**	**$ —**	**$ —**
Expenditures by Category						
Personnel Services		$ 1,227,400	$ 1,195,956	$ 1,588,500	$ 1,588,500	$ 1,466,400
Operating Expense		201,219	226,092	260,800	260,800	212,600
Departmental Capital Outlay		—	—	—	18,400	—
Total		**$ 1,428,619**	**$ 1,422,047**	**$ 1,849,300**	**$ 1,867,700**	**$ 1,679,000**
Percent of Time by Position						
Benefits Analyst II		—	—	—	1.00	—
Compensation & Classification Facilitator/ Special Projects		—	1.00	1.00	—	—
Human Resources Analyst I		3.00	3.00	2.00	2.00	2.00
Human Resources Analyst II		3.00	3.00	4.00	4.00	2.00
Human Resources Coordinator I		—	—	—	1.00	1.00
Human Resources Division Director		—	1.00	1.00	1.00	1.00
Human Resources Generalist		1.00	1.00	1.00	—	—
Human Resources Manager		1.00	1.00	1.00	1.00	1.00
Human Resources Records Clerk - Part Time (1)		1.00	—	—	—	—
Human Resources Records Management Supervisor		—	—	1.00	—	—
Senior Human Resources Generalist		—	—	—	1.00	—
Total		**9.00**	**10.00**	**11.00**	**11.00**	**7.00**

Training & Development—Program 064

Description

Provide training and development opportunities to support organizational learning, resulting in higher employee satisfaction, commitment, improved performance, productivity and engagement.

Dedicated Revenues	Object Code	FY 2021 Actual	FY 2022 Actual	FY 2023 Budget	FY 2023 Revised	FY 2024 Budget
None		**$ —**	**$ —**	**$ —**	**$ —**	**$ —**
Expenditures by Category						
Personnel Services		$ 156,298	$ 414,137	$ 335,600	$ 335,600	$ 327,700
Operating Expense		139,279	115,085	198,000	170,600	148,300
Departmental Capital Outlay		—	—	—	—	—
Total		**$ 295,577**	**$ 529,223**	**$ 533,600**	**$ 506,200**	**$ 476,000**
Percent of Time by Position						
Human Resources Analyst II		—	1.00	1.00	1.00	—
Intern - PT (2)		1.50	—	—	—	—
Training and Development Manager		1.00	1.00	1.00	1.00	1.00
Training and Development Specialist		—	—	—	1.00	1.00
Total		**2.50**	**2.00**	**2.00**	**3.00**	**2.00**

Team Building Training Session

Division of Civil Rights & Employee Labor Relations—Program 066

Description

This program is responsible for developing, implementing, monitoring and enforcing fair employment guidelines. It is comprised of the following five areas: Civil rights advocacy, Federal, state and local compliance, labor relations, employee relations, and Diversity and Inclusion.

Dedicated Revenues	Object Code	FY 2021 Actual	FY 2022 Actual	FY 2023 Budget	FY 2023 Revised	FY 2024 Budget
None		**$ —**	**$ —**	**$ —**	**$ —**	**$ —**
Expenditures by Category						
Personnel Services		$ 469,126	$ 349,008	$ 427,700	$ 427,700	$ 317,100
Operating Expense		93,003	109,113	117,600	117,600	141,300
Departmental Capital Outlay		—	—	—	—	—
Total		**$ 562,130**	**$ 458,121**	**$ 545,300**	**$ 545,300**	**$ 458,400**
Percent of Time by Position						
Employee & Labor Relations Specialist		—	—	—	—	1.00
Human Resources Manager		—	1.00	1.00	1.00	1.00
Compensation & Classification Facilitator/Special Projects		1.00	—	—	—	—
Human Resources Division Director		1.00	—	—	—	—
Operational Services Administrator		—	—	—	1.00	—
Senior Human Resources Generalist		1.00	1.00	1.00	—	—
Total		**3.00**	**2.00**	**2.00**	**2.00**	**2.00**

Human Resources Business Partners—Program 067

Description

This program provides direct and primary human resources management (HRM) support to all City departments and personnel. Staff in this program work onsite in their assigned departments and provide consulting services in all areas of HRM focused on their assigned department. Services include but are not limited to: talent acquisition; workforce planning; compensation & classification; conflict resolution; basic benefits, risk and employee relations services; performance evaluation review and support, and other HR projects.

Dedicated Revenues	Object Code	FY 2021 Actual	FY 2022 Actual	FY 2023 Budget	FY 2023 Revised	FY 2024 Budget
None		**$ —**	**$ —**	**$ —**	**$ —**	**$ —**
Expenditures by Category						
Personnel Services		$ —	$ —	$ —	$ —	$ 660,200
Operating Expense		—	—	—	—	94,600
Departmental Capital Outlay		—	—	—	—	—
Total		**$ —**	**$ —**	**$ —**	**$ —**	**$ 754,800**
Percent of Time by Position						
Human Resources Manager		—	—	—	—	1.00
Human Resources Analyst II		—	—	—	—	3.00
Senior Human Resources Generalist		—	—	—	—	1.00
Total		**—**	**—**	**—**	**—**	**5.00**

Human Resources Expenditures by Object Code

Administration—001-06-100-513-

Object #	Account Description	FY 2021 Actual	FY 2022 Actual	FY 2023 Budget	FY 2023 Revised	FY 2024 Budget
	Personnel Services					
601200	Employee Salaries	$ 367,824	$ 495,887	$ 458,200	$ 458,200	$ 432,400
601205	Lump Sum Payout - Accrued Time	74,911	67,727	69,100	69,100	38,600
601210	Non-Pensionable Earnings	—	4,114	—	—	—
601215	Communication Stipend	4,825	6,625	4,600	4,600	4,600
601220	Longevity Pay	1,678	3,524	4,800	4,800	6,700
601400	Overtime-General	49	95	—	—	—
602100	FICA & MICA	26,559	38,803	33,900	33,900	32,800
602210	Pension-General	12,000	38,200	42,900	42,900	32,000
602235	Pension-Senior Mgmt	77,200	89,700	49,100	49,100	57,100
602265	Pension-457	17,182	22,037	19,700	19,700	20,800
602300	Pmt In Lieu Of Insurance	5,611	5,611	5,600	5,600	5,600
602305	Health Insurance-HMO	22,891	31,919	39,400	39,400	25,100
602306	Dental Insurance-PPO	1,549	1,832	1,300	1,300	1,300
602307	Dental Insurance-HMO	349	311	500	500	200
602309	Basic Life	703	1,374	1,300	1,300	1,300
602311	Long-Term Disability	111	267	600	600	2,400
602312	HDHP Aetna	13,757	10,091	—	—	—
602313	HSA Payflex	2,800	2,800	—	—	—
602400	Workers' Compensation	22,200	22,200	19,800	19,800	22,600
	Sub-Total	652,197	843,115	750,800	750,800	683,500
	Operating Expense					
603190	Prof Svcs-Other	13,041	5,091	16,000	3,000	16,000
604001	Travel & Training	5,039	2,139	3,500	3,500	10,000
604200	Postage	1,405	1,705	3,300	3,300	3,300
604301	Electricity Svcs	7,834	13,354	12,700	12,700	13,100
604500	Risk Internal Svcs Charge	400	1,700	1,400	1,400	1,300
604550	Health Ins Internal Serv Chg	8,100	4,400	4,200	4,200	5,800
604890	Special Events-Other	—	—	—	14,500	35,000
604950	Employee Awards	2,042	427	4,800	18,300	9,800
604989	IT Internal Svcs Charge	19,200	22,900	23,900	23,900	29,000
604998	Contingency	—	—	300	300	300
605100	Office Supplies	500	645	2,000	2,000	2,000
605120	Computer Operating Expenses	—	—	900	900	900
605220	Vehicle Fuel-On-Site	—	—	1,400	1,400	1,600
605221	Vehicle Fuel-Off-Site	11	—	—	—	—
605250	Noncap Furn (Item less 5000)	—	—	500	—	500
605251	Noncap Equip (Item less 5000)	—	3,720	1,000	—	5,000
605290	Other Operating Supplies	2,272	2,384	2,500	2,000	12,500
605410	Subscriptions & Memberships	2,235	1,154	2,500	2,500	3,500
605500	Training-General	3,190	920	4,000	4,000	4,000
605510	Tuition Reimbursement	1,597	9,857	7,000	3,000	7,000
	Sub-Total	66,867	70,396	91,900	100,900	160,600
	Departmental Capital Outlay					
606441	Vehicle Replacement Program	—	3,600	3,800	3,800	4,400
	Sub-Total	—	3,600	3,800	3,800	4,400
	Total	**$ 719,064**	**$ 917,111**	**$ 846,500**	**$ 855,500**	**$ 848,500**

Human Resources IS/Support (Formerly HR Operations)—001-06-060-513-

Object #	Account Description	FY 2021 Actual	FY 2022 Actual	FY 2023 Budget	FY 2023 Revised	FY 2024 Budget
	Personnel Services					
601200	Employee Salaries	$ 669,106	$ 712,173	$ 980,200	$ 980,200	$ 884,700
601205	Lump Sum Payout - Accrued Time	74,395	83,046	60,600	60,600	72,500
601210	Non-Pensionable Earnings	2,499	9,600	—	—	—
601215	Communication Stipend	15,266	12,725	15,000	15,000	13,000
601220	Longevity Pay	4,079	5,223	6,700	6,700	4,800
602100	FICA & MICA	55,119	60,321	80,900	80,900	74,600
602210	Pension-General	28,200	—	50,900	50,900	38,800
602235	Pension-Senior Mgmt	96,800	95,100	134,500	134,500	138,700
602260	Pension-401	13,681	9,877	—	—	—
602265	Pension-457	17,232	20,343	22,700	22,700	24,700
602305	Health Insurance-HMO	133,546	112,217	115,500	115,500	120,000
602306	Dental Insurance-PPO	4,233	3,902	6,600	6,600	4,800
602307	Dental Insurance-HMO	794	466	200	200	500
602309	Basic Life	1,463	2,209	2,800	2,800	2,600
602311	Long-Term Disability	339	1,262	1,400	1,400	5,000
602312	HDHP Aetna	15,249	16,891	59,400	59,400	28,100
602313	HSA Payflex	2,800	4,200	9,800	9,800	6,400
602400	Workers' Compensation	46,400	46,400	41,300	41,300	47,200
602500	Unemployment Comp	46,201	—	—	—	—
	Sub-Total	1,227,400	1,195,956	1,588,500	1,588,500	1,466,400
	Operating Expense					
603140	New Hire Screening	6,709	12,754	15,000	24,000	15,000
603141	Existing Employee Screening	—	—	6,500	3,000	6,500
603425	Software License & Maint	51,578	51,449	60,000	60,500	60,000
604001	Travel & Training	(5)	6,918	6,000	14,000	7,500
604500	Risk Internal Svcs Charge	3,000	12,800	10,500	10,500	9,900
604550	Health Ins Internal Serv Chg	44,900	24,300	23,200	23,200	22,800
604610	Fleet Internal Svcs Charge	2,800	2,500	3,300	3,300	4,100
604700	Printing & Binding Svc	518	752	4,000	1,000	1,000
604890	Special Events-Other	8,383	6,238	5,000	5,000	2,000
604910	Advertising Costs	12,001	3,931	3,000	—	—
604950	Employee Awards	—	19,128	—	—	—
604989	IT Internal Svcs Charge	53,800	61,300	78,800	78,800	47,500
604997	Other Operating Expenses	527	2,421	1,000	1,000	500
605100	Office Supplies	4,367	5,039	5,000	5,000	2,600
605120	Computer Operating Expenses	80	—	6,000	1,000	3,200
605220	Vehicle Fuel-On-Site	25	349	—	—	—
605250	Noncap Furn (Item less 5000)	—	—	2,000	—	1,000
605251	Noncap Equip (Item less 5000)	1,969	10,632	1,000	—	500
605290	Other Operating Supplies	2,157	1,471	2,000	2,000	1,000
605410	Subscriptions & Memberships	754	489	1,500	1,500	2,200
605500	Training-General	6,116	3,622	3,000	3,000	3,300
605510	Tuition Reimbursement	1,541	—	24,000	24,000	22,000
	Sub-Total	201,219	226,092	260,800	260,800	212,600
	Departmental Capital Outlay					
606405	Furniture & Fixtures	—	—	—	18,400	—
	Sub-Total	—	—	—	18,400	—
	Total	**$ 1,428,619**	**$ 1,422,047**	**$ 1,849,300**	**$ 1,867,700**	**$ 1,679,000**

Training & Development—001-06-064-513-

Object #	Account Description	FY 2021 Actual	FY 2022 Actual	FY 2023 Budget	FY 2023 Revised	FY 2024 Budget
	Personnel Services					
601200	Employee Salaries	$ 102,569	$ 258,506	$ 204,600	$ 204,600	$ 216,100
601205	Lump Sum Payout - Accrued Time	8,901	35,980	20,800	20,800	18,000
601210	Non-Pensionable Earnings	—	3,491	—	—	—
601215	Communication Stipend	1,950	3,825	3,900	3,900	2,000
602100	FICA & MICA	8,543	22,985	17,500	17,500	16,600
602210	Pension-General	—	—	—	—	13,300
602235	Pension-Senior Mgmt	17,900	37,400	44,000	44,000	29,300
602265	Pension-457	—	5,204	6,000	6,000	5,900
602305	Health Insurance-HMO	—	2,986	—	—	—
602306	Dental Insurance-PPO	301	1,181	1,000	1,000	800
602307	Dental Insurance-HMO	41	54	—	—	—
602309	Basic Life Insurance	212	990	600	600	600
602311	Long-Term Disability Ins	—	1,433	300	300	1,100
602312	HDHP Aetna	7,880	28,251	26,800	26,800	14,100
602313	HSA Payflex	1,400	5,250	4,200	4,200	3,200
602400	Workers' Compensation	6,600	6,600	5,900	5,900	6,700
	Sub-Total	156,298	414,137	335,600	335,600	327,700
	Operating Expense					
603190	Prof Svcs-Other	108,694	59,041	148,000	117,600	100,000
603425	Software License & Maint	7,138	7,615	7,000	7,000	7,000
604001	Travel & Training	5,232	8,009	7,000	10,000	7,000
604500	Risk Internal Svcs Charge	500	2,100	1,800	1,800	1,700
604550	Health Ins Internal Serv Chg	100	100	100	100	3,900
604700	Printing & Binding Svc	3,799	—	—	—	1,000
604890	Special Events-Other	4,570	6,317	3,000	3,000	3,000
604989	IT Internal Svcs Charge	6,000	21,600	14,300	14,300	13,600
604997	Other Operating Expenses	131	14	400	400	400
605100	Office Supplies	329	1,400	1,900	1,900	1,900
605120	Computer Operating Expenses	—	—	1,000	—	1,000
605250	Noncap Furn (Item less 5000)	—	—	—	4,000	—
605290	Other Operating Supplies	2,507	1,887	3,000	—	3,000
605410	Subscriptions & Memberships	—	463	500	500	1,800
605500	Training-General	279	4,283	5,000	5,000	3,000
605510	Tuition Reimbursement	—	2,256	5,000	5,000	—
	Sub-Total	139,279	115,085	198,000	170,600	148,300
	Total	**$ 295,577**	**$ 529,223**	**$ 533,600**	**$ 506,200**	**$ 476,000**

Division of Civil Rights & Employee Labor Relations—001-06-066-513-

Object #	Account Description	FY 2021 Actual	FY 2022 Actual	FY 2023 Budget	FY 2023 Revised	FY 2024 Budget
	Personnel Services					
601200	Employee Salaries	$ 307,083	$ 225,725	$ 283,300	$ 283,300	$ 221,800
601205	Lump Sum Payout - Accrued Time	30,353	21,317	28,500	28,500	4,800
601210	Non-Pensionable Earnings	1,200	3,634	—	—	—
601215	Communication Stipend	5,200	3,100	3,300	3,300	3,900
601220	Longevity Pay	—	—	—	—	1,000
602100	FICA & MICA	23,549	18,431	21,800	21,800	17,700
602210	Pension-General	—	—	—	—	18,200
602235	Pension-Senior Mgmt	48,200	46,500	60,900	60,900	28,900
602265	Pension-457	5,200	2,183	3,500	3,500	3,700
602300	Pmt In Lieu Of Insurance	—	—	—	—	5,600
602305	Health Insurance-HMO	45,727	26,365	24,400	24,400	8,400
602306	Dental Insurance-PPO	1,465	675	600	600	900
602307	Dental Insurance-HMO	180	156	200	200	200
602309	Basic Life Insurance	879	856	800	800	700
602311	Long-Term Disability Ins	90	67	400	400	1,300
	Sub-Total	469,126	349,008	427,700	427,700	317,100
	Operating Expense					
603190	Prof Svcs-Other	15,348	43,235	56,000	56,000	76,000
604001	Travel & Training	9,297	6,523	7,000	7,000	7,000
604500	Risk Internal Svcs Charge	600	2,600	2,100	2,100	2,000
604550	Health Ins Internal Serv Chg	10,100	5,500	5,200	5,200	2,300
604700	Printing & Binding Svcs	190	2,244	2,000	2,000	2,000
604890	Special Events-Other	10,499	19,070	10,000	10,000	10,000
604910	Advertising Costs	—	—	3,500	3,500	3,500
604989	IT Internal Svcs Charge	17,900	21,600	14,300	14,300	13,600
605100	Office Supplies	222	35	2,000	2,000	2,000
605120	Computer Operating Expenses	—	—	1,000	1,000	1,000
605290	Other Operating Supplies	243	—	1,000	1,000	1,000
605410	Subscriptions & Memberships	515	360	2,500	2,500	1,500
605500	Training-General	23,575	7,945	8,000	8,000	4,000
605510	Tuition Reimbursement	4,513	—	3,000	3,000	15,400
	Sub-Total	93,003	109,113	117,600	117,600	141,300
	Total	**$ 562,130**	**$ 458,121**	**$ 545,300**	**$ 545,300**	**$ 458,400**

Human Resources Business Partners—001-06-067-513-

Object #	Account Description	FY 2021 Actual	FY 2022 Actual	FY 2023 Budget	FY 2023 Revised	FY 2024 Budget
	Personnel Services					
601200	Employee Salaries	$ —	$ —	$ —	$ —	$ 410,700
601205	Lump Sum Payout - Accrued Time	—	—	—	—	37,800
601215	Communication Stipend	—	—	—	—	7,200
602100	FICA & MICA	—	—	—	—	34,900
602235	Pension-Senior Mgmt	—	—	—	—	97,100
602265	Pension-457	—	—	—	—	9,700
602305	Health Insurance-HMO	—	—	—	—	36,900
602306	Dental Insurance-PPO	—	—	—	—	2,300
602309	Basic Life Insurance	—	—	—	—	1,200
602311	Long-Term Disability Ins	—	—	—	—	2,300
602312	HDHP Aetna	—	—	—	—	16,900
602313	HSA Payflex	—	—	—	—	3,200
	Sub-Total	—	—	—	—	660,200
	Operating Expense					
604001	Travel & Training	—	—	—	—	9,000
604700	Printing & Binding Svcs	—	—	—	—	3,000
604890	Special Events-Other	—	—	—	—	3,000
604910	Advertising Costs	—	—	—	—	3,000
604989	IT Internal Svcs Charge	—	—	—	—	33,900
604997	Other Operating Expenses	—	—	—	—	500
605100	Office Supplies	—	—	—	—	2,400
605120	Computer Operating Expenses	—	—	—	—	2,800
605250	Noncap Furn (Item less 5000)	—	—	—	—	1,000
605251	Noncap Equip (Item less 5000)	—	—	—	—	500
605290	Other Operating Supplies	—	—	—	—	1,000
605410	Subscriptions & Memberships	—	—	—	—	2,000
605500	Training-General	—	—	—	—	2,700
605510	Tuition Reimbursement	—	—	—	—	29,800
	Sub-Total	—	—	—	—	94,600
	Total	**$ —**	**$ —**	**$ —**	**$ —**	**$ 754,800**

Object #	Account Description	Justification
Expense		
603140	New Hire Screening	This cost is associated with hiring requirements to include criminal, workers' comp, social security and driver's license and background checks, educational verifications and drug screening for new hires and existing employees city-wide.
603141	Existing Employee Screening	This account is for legally required random screening for drivers of City vehicles, including fire and police.
603190	Prof Svcs-Other	This is for outside consultants, professionals or specialists who assist with extraordinary situations that require specialized skills or credentials. The budget of $192,000 includes funding for the City's on-site Employee Assistance Program (EAP) for catastrophic events for an individual or group, trainings such as Supervisory Academy, Executive Academy, Harassment Training, Diversity Training, Excel trainings, Word trainings, and Microsoft Office.
603425	Software License & Maint	Software needed for staff development, performance management, organizational and program training.
604001	Travel & Training	This account is for out-of-town travel and accommodations for specialized training and certification courses or conferences, which includes registration, airline travel, meals, etc. The $40,500 budget will cover trainings for staff as follows: Program 100 ($10,000); Program 060 ($7,500); Program 066 ($7,000); Program 064 ($7,000) and Program 067 ($9,000).
604200	Postage	This account represents allocated costs for mailings and delivery services for U.P.S. and Federal Express.
604301	Electricity Svcs	This account represents allocated costs for electricity usage.
604500	Risk Internal Svcs Charge	This is a restricted account for allocated property and liability insurance premiums as provided by HR-Risk Management.
604550	Health Ins Internal Serv Chg	Funds the City's wellness program that encourage employees to adopt healthy habits through education, incentives and an on-site clinic.
604610	Fleet Internal Svcs Charge	City Policy prevents employees from using personal vehicles to conduct City business. Daily operations of department requires personnel to travel to various City Departments to interview, train, plan and meet with other Department administrative staff. This amount is transferred to the Fleet Fund as a reimbursement for covering the cost of repair and maintenance of vehicles, as provided by PW-Fleet Maintenance.
604700	Printing & Binding Svc	Printing needed to establish a formal on-boarding process for all new hires of the City. Funding will ensure that all new employees to the City are properly on-boarded. Printing of new union contracts. Printing of materials needed for roll-out of new training programs and other communication information for employees.
604890	Special Events-Other	Continued funding for various HR events during the fiscal year to include the Career Fair and other HR related events. The total allocated includes FY24 Above Base Request of $35,000.
604910	Advertising Costs	Funds are used to recruit quality employers and "Job Seekers" for the City's annual Career Fair. This requires several advertisement campaigns via newspaper and various other media outlets.
604950	Employee Awards	Supplies and awards and shipping costs for employee recognition program. The total allocated includes FY24 Above Base Request of $5,000.
604989	IT Internal Svcs Charge	This account is for technology related costs such as leased computers, internet, intranet, land lines, network, telephone, software licenses, database needs and support services.
604997	Other Operating Expenses	This account is for unanticipated one time expenses that cannot be charged to any other budgeted line item.
604998	Contingency	This line item represents contingency funding for unanticipated expenses not budgeted in any other account.
605100	Office Supplies	This is an estimated amount required for office supplies.
605120	Computer Operating Expenses	The budget of $8,900 is associated with purchase of computer related hardware, display screens, keyboards, etc., to support the necessary functions of the Human Resources Department.
605220	Vehicle Fuel-On-Site	This account covers the cost for gas, oil and lube used for City vehicles as provided by PW-Fleet Maintenance.
605250	Noncap Furn (Item less 5000)	To purchase office chairs and other furnishings under $5,000.
605251	Noncap Equip (Item less 5000)	Calculators, shredders, additional phones for employees; 5-drawer lateral cabinets.
605290	Other Operating Supplies	This line item is for various supplies that are not budgeted in any other line item and are unexpected expenditures.
605410	Subscriptions & Memberships	This account is for memberships in professional associations, subscriptions and for books, manuals and publications necessary for staff to retain professional and technical certifications.
605500	Training-General	This cost will be used to fund city-wide initiatives relating to training and development needs for all employees.
605510	Tuition Reimbursement	Education assistance to permanent employees that is associated with a certificate or degree program at a community college or state college/university. Education must be related to the employee's present position or have the ability to assist in a promotional opportunity. The cost covers books and lab fees associated with the course.
606441	Vehicle Replacement Program	This budgeted amount is for escrow for future vehicle replacements.

Legal

Mission

To provide high quality, efficient, cost effective and timely legal services for the City.

MIRAMAR
BEAUTY AND PROGRESS
EST 1955

Department Overview

This department provides legal support and advice to the City Commission, City Manager, Department Directors and various advisory boards on all legal issues affecting or involving the City. The contracted firm performing City Attorney services is Austin Pamies Norris Weeks Powell, PLLC.

There are no City personnel in this department.

FY 2023 Accomplishments

- Represented the City at all City Commission meetings, workshops and other required meetings.
- Successfully defended the City in key litigation matters.
- Completed review and necessary revisions to contracts in a timely manner.
- Completed review and necessary revisions of all City Commission agenda items.
- Provided responses and follow up to inquiries from the City Commission in a timely manner.

Program Revenues, Expenditures and Positions Summary

Dedicated Revenues	Object Code	FY 2021 Actual	FY 2022 Actual	FY 2023 Budget	FY 2023 Revised	FY 2024 Budget
None	—	**$ —**	**$ —**	**$ —**	**$ —**	**$ —**
Expenditures by Program						
Legal		**$ 791,356**	**$ 837,715**	**$ 960,000**	**$ 960,000**	**$ 960,000**
Expenditures by Category						
Personnel Services		$ —	$ —	$ —	$ —	$ —
Operating Expense		791,356	837,715	960,000	960,000	960,000
Capital Outlay		—	—	—	—	—
Total		**$ 791,356**	**$ 837,715**	**$ 960,000**	**$ 960,000**	**$ 960,000**
Position Detail						
None		—	—	—	—	—

Legal—001-07-070-514-

Object #	Account Description	FY 2021 Actual	FY 2022 Actual	FY 2023 Budget	FY 2023 Revised	FY 2024 Budget
	Operating Expense					
603101	Legal Svc-City Commission	$ 55,603	$ 55,051	$ 67,800	$ 67,800	$ 67,800
603102	Legal Svc-Office of the City M	16,595	109,690	22,500	22,500	22,500
603103	Legal Svc-Procurement	27,226	62,955	33,900	33,900	33,900
603104	Legal Svc-Bldg, Plan & Zoning	69,800	47,240	84,700	84,700	84,700
603105	Legal Svc-Parks & Recreation	15,326	42,127	22,600	22,600	22,600
603106	Legal Svc-Public Works	21,312	52,330	28,200	28,200	28,200
603107	Legal Svc-Police	60,066	84,107	67,800	67,800	67,800
603121	City Attorney	377,700	234,355	451,800	451,800	451,800
603128	Legal Svc-Labor Related	147,728	149,860	180,700	180,700	180,700
	Sub-Total	791,356	837,715	960,000	960,000	960,000
	Total	**$ 791,356**	**$ 837,715**	**$ 960,000**	**$ 960,000**	**$ 960,000**

Budget Justification

Object #	Account Description	Justification
Expense		
603101	Legal Svc-City Commission	This account is for cost related to the City Commission.
603102	Legal Svc-Office of the City M	This account is for cost related to Office of the City Manager.
603103	Legal Svc-Procurement	This account is for cost related to Procurement.
603104	Legal Svc-Bldg, Plan & Zoning	This account is for cost related to Building, Planning & Zoning.
603105	Legal Svc-Parks & Recreation	This account is for cost related to Parks & Recreation.
603106	Legal Svc-Public Works	This account is for cost related to Public Works.
603107	Legal Svc-Police	This account is for cost related to Police.
603121	City Attorney	This cost is for general matters, labor related matters and miscellaneous issues.
603128	Legal Svc-Labor Related	This account is for cost related to Labor issues.

Office of the City Clerk

Mission

Dedicated to providing exceptional service by building partnerships with the community, elected officials and other governmental agencies while maintaining neutrality and impartiality.

Office of the City Clerk Organizational Chart

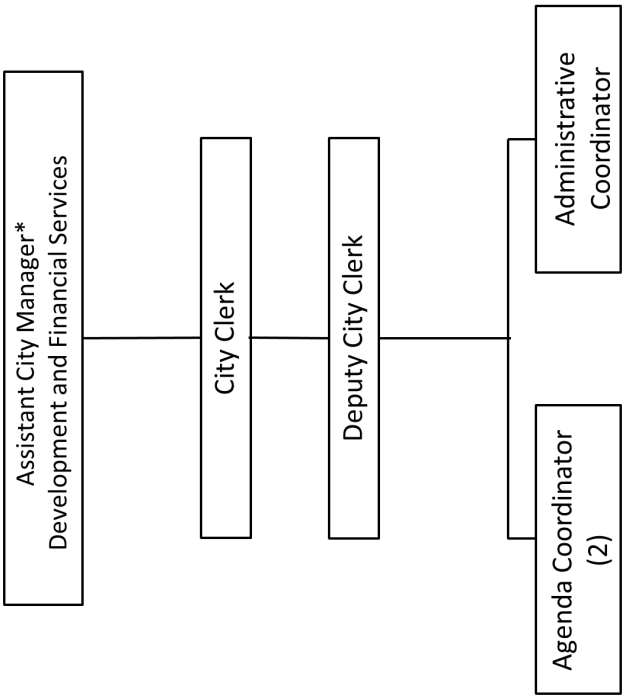

*Budgeted in the Office of the City Manager

Department Overview

The Office of the City Clerk is versatile in its areas of responsibilities. It is comprised of three core functions: administration, election and passport services. Responsibilities include the maintenance of the City's legislative history, City Charter, Municipal Code and Land Development Code, making the Office of the City Clerk a central hub for information. The department administers special and general municipal elections, coordinates all activities of the City Commission Meetings, administers and oversees the Records Management Program, the Commission Agenda process and the City Commission Advisory Boards' appointment process. The Office of the City Clerk is also the custodian of the City's seal.

As indicated in the Position Detail, there are five (5) full-time budgeted positions in this department. The three (3) major programs provided are:

1. Administration
2. Passport Services
3. Municipal Election

FY 2023 Accomplishments

- Successfully completed over 1,152 public records requests from October 1, 2022 to September 2023.
- Successfully completed city-wide agenda/ contract management training via WebEx December 2022 - January 2023.
- Successfully completed city-wide records management training December 2022 through May 2023 (47 certificates of completion was issued by the State).
- Successfully processed approximately 3,415 passport applications from October 1, 2022 to September, 2023 (1,797 on Passport Walk-in Days).
- Successfully conducted Municipal Election on March 14, 2023.

FY 2024 Goals

- Match or exceed the number of passport applications processed in FY2023.
- Revamping the Office of the City Clerk's Passport to Miramar initiative.
- Complete city-wide agenda/contract management training.

Office of the City Clerk Initiative Passport to Miramar

Program Revenues, Expenditures and Positions Summary

	FY 2021 Actual	FY 2022 Actual	FY 2023 Budget	FY 2023 Revised	FY 2024 Budget
Dedicated Revenues					
Passport Services	$ 22,973	$ 92,463	$ 91,100	$ 91,100	$ 126,000
Municipal Election	500	—	—	—	—
Total	**$ 23,473**	**$ 92,463**	**$ 91,100**	**$ 91,100**	**$ 126,000**
Expenditures by Program					
Administration	$ 633,056	$ 752,546	$ 792,505	$ 798,005	$ 825,555
Passport Services	149,602	178,117	182,450	182,450	183,450
Municipal Election	319,003	143,613	397,900	392,400	152,300
Total	**$ 1,101,660**	**$ 1,074,276**	**$ 1,372,855**	**$ 1,372,855**	**$ 1,161,305**
Expenditures by Category					
Personnel Services	$ 706,812	$ 803,852	$ 811,600	$ 817,600	$ 829,200
Operating Expense	394,848	270,425	556,655	550,655	326,805
Capital Outlay	—	—	4,600	4,600	5,300
Total	**$ 1,101,660**	**$ 1,074,276**	**$ 1,372,855**	**$ 1,372,855**	**$ 1,161,305**
Positions by Program					
Administration	3.75	3.75	3.75	3.75	3.75
Passport Services	0.75	0.75	0.75	0.75	0.75
Municipal Election	0.50	0.50	0.50	0.50	0.50
Total	**5.00**	**5.00**	**5.00**	**5.00**	**5.00**
Position Detail					
Administrative Clerk II	1.00	—	—	—	—
Administrative Coordinator	—	1.00	1.00	1.00	1.00
Agenda Coordinator	2.00	2.00	2.00	2.00	2.00
City Clerk	1.00	1.00	1.00	1.00	1.00
Deputy City Clerk	1.00	1.00	1.00	1.00	1.00
Total FTE's	**5.00**	**5.00**	**5.00**	**5.00**	**5.00**

Office of the City Clerk Balanced Scorecard

Measures	Objectives	Series Status	FY 2022 Actual	FY 2023 Actual	FY 2024 Goal
Percentage of passport applications processed accurately	Increase the percentage of passports issued timely.	Q4 Actual	100.00%	99%	
		YTD Actual	99.75%	99.75%	
		EOY Target	100.00%	100.00%	100.00%
		% Target	99.75%	99.75%	
		% Goal	100.00%	100.00%	
Percentage of records requests processed within 14 business days	Increase the percentage of records requests processed in a reasonable time	Q4 Actual	71.00%	86.00%	
		YTD Actual	75.50%	80.25%	
		EOY Target	90.00%	85.00%	85.00%
		% Target	83.89%	94.41%	
		% Goal	100.00%	100.00%	
Percentage of public records requests acknowledged within 1 business day	Allow for compliance with the State of Florida Sunshine Law	Q4 Actual	89.00%	86.00%	
		YTD Actual	91.50%	89.00%	
		EOY Target	95.00%	95.00%	95.00%
		% Target	96.32%	93.68%	
		% Goal	100.00%	100.00%	
Agendas for regularly City Commission meetings posted and available to the public at least 72 hours prior to the meeting	Increase transparency to the public	Q4 Actual	6.00	5.00	
		YTD Actual	21.00	22.00	
		EOY Target	21.00	22.00	22.00
		% Target	100.00%	100.00%	
		% Goal	100.00%	100.00%	
Meets budget target - Expenses	Finances	Q4 Actual	$325,018.10	$531,548.00	
		YTD Actual	$1,074,276.44	$1,355,820.00	
		EOY Target	$1,006,170.00	$1,372,855.00	$1,161,305.00
		% Target	106.77%	98.76%	
		% Goal	100.00%	100.00%	

Office of the City Clerk Balanced Scorecard

Measures	Objectives	Series Status	FY 2022 Actual	FY 2023 Actual	FY 2024 Goal
Meets budget target - Revenues	Finances	Q4 Actual	$26,939.36	$32,216.00	
		YTD Actual	$92,463.06	$163,687.00	
		EOY Target	$61,400.00	$91,100.00	$126,000.00
		% Target	150.59%	179.68%	
		% Goal	100.00%	100.00%	
Meets projected target - Expenses	Finances	Q4 Actual	$325,018.10	$531,548.00	
		YTD Actual	$1,074,276.44	$1,355,820.00	
		EOY Projection	$1,316,055.00	$1,380,446.00	$1,161,305.00
		% Target	81.63%	98.22%	
		% Goal	100.00%	100.00%	
Meets projected target - Revenues	Finances	Q4 Actual	$26,939.36	$32,216.00	
		YTD Actual	$92,463.06	$163,687.00	
		EOY Projection	$91,100.00	$102,150.00	$126,000.00
		% Target	101.50%	160.24%	
		% Goal	100.00%	100.00%	
Number of course hours/cross training completed by staff	Develop and increase skill levels of staff	Q4 Actual	24.00	4.00	
		YTD Actual	123.00	100.00	
		EOY Target	120.00	100.00	100.00
		% Target	102.50%	100.00%	
		% Goal	100.00%	100.00%	

FY23 actuals (revenues and expenses) are as of 11/08/2023.

End of year targets exclude year-end budget amendments.

Office of the City Clerk FTE's by Program

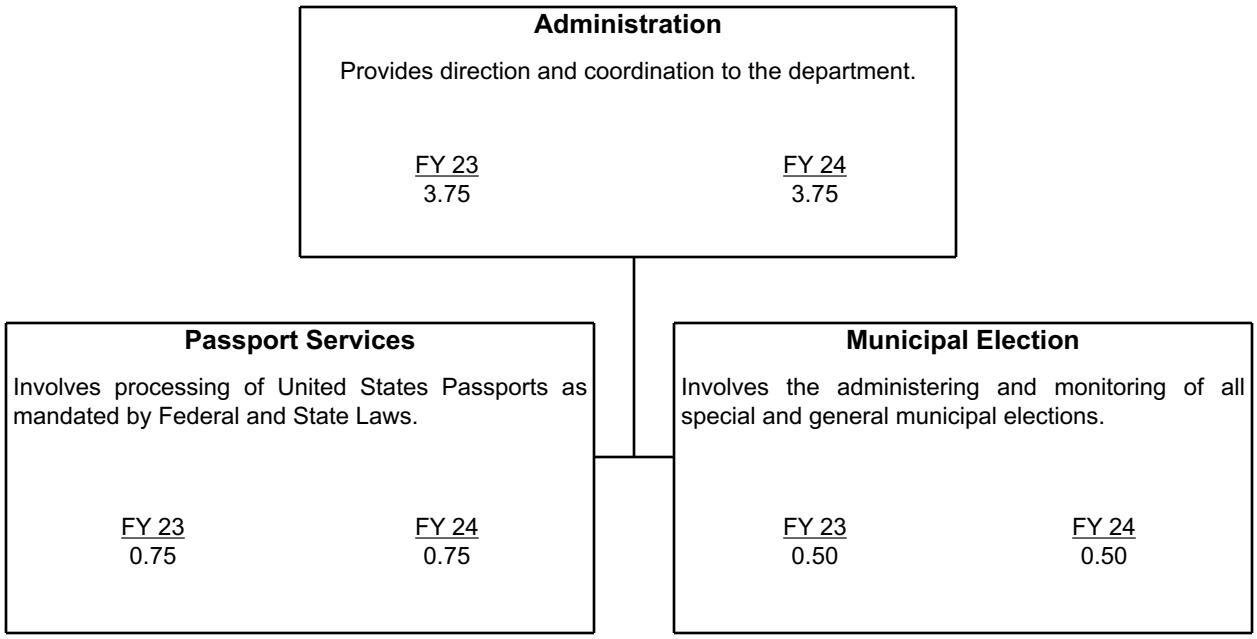

Administration—Program 100

Description

This program provides for the overall direction, leadership and support of the Office of the City Clerk through efficient and effective management of all of its programs and related services. These services include: the City's records management program and the paperless Commission agenda process. This program is responsible for ensuring that the department consistently meets and exceeds the goals of the City and that all duties are performed in accordance and in compliance with the City's Charter, Sunshine Laws and Florida Statutes.

Dedicated Revenues	Object Code	FY 2021 Actual	FY 2022 Actual	FY 2023 Budget	FY 2023 Revised	FY 2024 Budget
None		**$ —**	**$ —**	**$ —**	**$ —**	**$ —**
Expenditures by Category						
Personnel Services		$ 450,589	$ 499,948	$ 511,200	$ 517,200	$ 512,400
Operating Expense		182,467	252,598	276,705	276,205	307,855
Departmental Capital Outlay		—	—	4,600	4,600	5,300
Total		**$ 633,056**	**$ 752,546**	**$ 792,505**	**$ 798,005**	**$ 825,555**
Percent of Time by Position						
Administrative Clerk II		1.00	—	1.00	—	—
Administrative Coordinator		—	1.00	—	1.00	1.00
Agenda Coordinator		2.00	2.00	2.00	2.00	2.00
City Clerk		0.25	0.25	0.25	0.25	0.25
Deputy City Clerk		0.50	0.50	0.50	0.50	0.50
Total		**3.75**	**3.75**	**3.75**	**3.75**	**3.75**

Office of the City Clerk Staff

Passport Services—Program 082

Description

This program involves processing of United States Passports as mandated by Federal and State Laws. The City provides passport processing as a service to the community.

Dedicated Revenues	Object Code	FY 2021 Actual	FY 2022 Actual	FY 2023 Budget	FY 2023 Revised	FY 2024 Budget
Passport Services	349001	$ 21,160	$ 90,800	$ 90,100	$ 90,100	$ 125,000
Miscellaneous revenues	369900	1,814	1,663	1,000	1,000	1,000
Total		**$ 22,973**	**$ 92,463**	**$ 91,100**	**$ 91,100**	**$ 126,000**
Expenditures by Category						
Personnel Services		$ 142,474	$ 163,677	$ 168,800	$ 168,800	$ 170,300
Operating Expense		7,127	14,439	13,650	13,650	13,150
Departmental Capital Outlay		—	—	—	—	—
Total		**$ 149,602**	**$ 178,117**	**$ 182,450**	**$ 182,450**	**$ 183,450**
Percent of Time by Position						
City Clerk		0.25	0.25	0.25	0.25	0.25
Deputy City Clerk		0.50	0.50	0.50	0.50	0.50
Total		**0.75**	**0.75**	**0.75**	**0.75**	**0.75**

Municipal Election—Program 083

Description

This program ensures the democratic process in representing the public's interests by conducting municipal elections in compliance with State Law and the City Charter.

	Object Code	FY 2021 Actual	FY 2022 Actual	FY 2023 Budget	FY 2023 Revised	FY 2024 Budget
Dedicated Revenues						
Election Qualifying Fees	341900	**$ 500**	**$ —**	**$ —**	**$ —**	**$ —**
Expenditures by Category						
Personnel Services		$ 113,749	$ 140,226	$ 131,600	$ 131,600	$ 146,500
Operating Expense		205,254	3,387	266,300	260,800	5,800
Departmental Capital Outlay		—	—	—	—	—
Total		**$ 319,003**	**$ 143,613**	**$ 397,900**	**$ 392,400**	**$ 152,300**
Percent of Time by Position						
City Clerk		0.50	0.50	0.50	0.50	0.50
Total		**0.50**	**0.50**	**0.50**	**0.50**	**0.50**

Office of the City Clerk Expenditures by Object Code

Administration—001-08-100-512-

Object #	Account Description	FY 2021 Actual	FY 2022 Actual	FY 2023 Budget	FY 2023 Revised	FY 2024 Budget
	Personnel Services					
601200	Employee Salaries	$ 272,152	$ 300,693	$ 322,400	$ 328,400	$ 342,400
601205	Lump Sum Payout - Accrued Time	12,832	26,350	13,500	13,500	19,200
601210	Non-Pensionable Earnings	—	500	—	—	—
601215	Communication Stipend	5,963	1,463	1,500	1,500	1,500
601220	Longevity Pay	1,443	2,028	3,500	3,500	3,800
601400	Overtime-General	10,962	11,821	15,000	15,000	14,800
601410	Overtime-Holiday	—	392	—	—	100
602100	FICA & MICA	22,067	25,335	26,500	26,500	28,400
602210	Pension-General	53,200	57,899	55,100	55,100	26,000
602235	Pension-Senior Mgmt	7,400	6,900	8,500	8,500	9,800
602265	Pension-457	3,275	3,574	4,200	4,200	4,400
602305	Health Insurance-HMO	45,743	34,536	29,700	29,700	37,700
602306	Dental Insurance-PPO	2,027	1,726	1,600	1,600	2,000
602307	Dental Insurance-HMO	—	135	200	200	—
602309	Basic Life	577	949	900	900	1,000
602311	Long-Term Disability	148	220	500	500	1,900
602312	HDHP Aetna	—	10,529	14,600	14,600	5,600
602313	HSA Payflex	—	2,100	2,100	2,100	800
602400	Workers' Compensation	12,800	12,800	11,400	11,400	13,000
	Sub-Total	450,589	499,948	511,200	517,200	512,400
	Operating Expense					
603190	Prof Svcs-Other	35,074	31,644	36,100	35,200	42,100
603425	Software License & Maint	56,658	61,929	63,000	64,909	69,500
603470	Temporary Help	—	—	6,000	—	2,000
604001	Travel & Training	1,826	1,578	2,600	2,600	6,600
604200	Postage	334	1,400	1,600	1,600	1,600
604301	Electricity Svcs	4,583	7,812	7,400	7,400	7,700
604500	Risk Internal Svcs Charge	700	3,000	2,500	2,500	2,300
604550	Health Ins Internal Serv Chg	13,000	7,100	6,700	6,700	6,100
604610	Fleet Internal Svcs Charge	4,100	3,700	4,800	4,800	5,900
604625	R&M Equipment	1,280	150	200	200	200
604740	Ordinance Codification	1,204	9,891	12,700	12,700	12,700
604910	Advertising Costs	16,473	8,409	14,000	14,000	19,000
604916	Administrative Expense	1,713	2,067	1,200	1,200	3,200
604930	Record Storage Charges	—	47,806	45,000	49,000	55,000
604931	Recording Fees	3,765	4,006	13,975	14,975	13,975
604989	IT Internal Svcs Charge	31,300	37,500	37,200	37,200	36,000
605100	Office Supplies	5,131	8,660	6,000	6,500	8,000
605120	Computer Operating Expenses	523	2,398	600	600	750
605220	Vehicle Fuel-On-Site	—	—	600	600	700
605290	Other Operating Supplies	186	588	500	500	500
605410	Subscriptions & Memberships	2,318	2,771	3,970	2,961	3,970
605500	Training-General	2,300	3,040	3,060	3,060	3,060
605510	Tuition Reimbursement	—	7,149	7,000	7,000	7,000
	Sub-Total	182,467	252,598	276,705	276,205	307,855
	Departmental Capital Outlay					
606441	Vehicle Replacement Program	—	—	4,600	4,600	5,300
	Sub-Total	—	—	4,600	4,600	5,300
	Total	**$ 633,056**	**$ 752,546**	**$ 792,505**	**$ 798,005**	**$ 825,555**

Passport Services—001-08-082-512-

Object #	Account Description	FY 2021 Actual	FY 2022 Actual	FY 2023 Budget	FY 2023 Revised	FY 2024 Budget
	Personnel Services					
601200	Employee Salaries	$ 79,273	$ 85,936	$ 101,800	$ 101,800	$ 106,900
601205	Lump Sum Payout - Accrued Time	11,019	22,606	10,300	10,300	15,300
601210	Non-Pensionable Earnings	—	500	—	—	—
601215	Communication Stipend	1,463	1,463	1,500	1,500	1,500
601220	Longevity Pay	846	1,259	1,900	1,900	2,000
602100	FICA & MICA	6,927	8,237	8,400	8,400	9,100
602210	Pension-General	9,900	11,700	12,100	12,100	—
602235	Pension-Senior Mgmt	7,400	6,900	8,500	8,500	9,800
602265	Pension-457	3,275	3,573	4,200	4,200	4,400
602305	Health Insurance-HMO	12,454	6,717	4,700	4,700	4,200
602306	Dental Insurance-PPO	665	665	700	700	700
602309	Basic Life	221	365	300	300	300
602311	Long-Term Disability	34	50	100	100	600
602312	HDHP Aetna	—	4,006	5,600	5,600	5,600
602313	HSA Payflex	—	700	700	700	800
602400	Workers' Compensation	9,000	9,000	8,000	8,000	9,100
	Sub-Total	142,474	163,677	168,800	168,800	170,300
	Operating Expense					
604200	Postage	1,835	4,702	4,800	4,800	4,800
604500	Risk Internal Svcs Charge	1,500	6,400	5,200	5,200	4,900
604550	Health Ins Internal Serv Chg	3,200	1,700	1,600	1,600	1,500
604916	Administrative Expense	278	300	300	300	300
605100	Office Supplies	75	1,083	1,500	1,500	1,400
605120	Computer Operating Expenses	239	254	250	250	250
	Sub-Total	7,127	14,439	13,650	13,650	13,150
	Total	**$ 149,602**	**$ 178,117**	**$ 182,450**	**$ 182,450**	**$ 183,450**

Municipal Election—001-08-083-512-

Object #	Account Description	FY 2021 Actual	FY 2022 Actual	FY 2023 Budget	FY 2023 Revised	FY 2024 Budget
	Personnel Services					
601200	Employee Salaries	$ 62,622	$ 67,949	$ 78,800	$ 78,800	$ 82,700
601205	Lump Sum Payout - Accrued Time	10,826	30,156	7,600	7,600	14,000
601215	Communication Stipend	975	975	1,000	1,000	1,000
601220	Longevity Pay	853	1,284	1,500	1,500	1,500
602100	FICA & MICA	5,605	7,005	5,800	5,800	6,600
602235	Pension-Senior Mgmt	14,900	13,700	16,900	16,900	19,600
602265	Pension-457	3,647	3,992	4,600	4,600	4,800
602305	Health Insurance-HMO	11,270	2,642	—	—	—
602306	Dental Insurance-PPO	443	443	400	400	400
602309	Basic Life	85	135	200	200	200
602311	Long-Term Disability	22	33	100	100	500
602312	HDHP Aetna	—	8,012	11,100	11,100	11,100
602313	HSA Payflex	—	1,400	1,400	1,400	1,600
602400	Workers' Compensation	2,500	2,500	2,200	2,200	2,500
	Sub-Total	113,749	140,226	131,600	131,600	146,500
	Operating Expense					
603425	Software License & Maint	2,500	—	2,500	553	2,500
604500	Risk Internal Svcs Charge	200	800	700	700	700
604550	Health Ins Internal Serv Chg	3,800	2,100	1,900	1,900	1,700
604625	R&M Equipment	—	—	500	—	500
604909	Election Costs	190,899	—	250,300	253,213	—
604910	Advertising Costs	7,848	—	10,000	4,333	—
604916	Administrative Expense	7	100	100	100	100
605100	Office Supplies	—	387	300	—	300
	Sub-Total	205,254	3,387	266,300	260,800	5,800
	Total	**$ 319,003**	**$ 143,613**	**$ 397,900**	**$ 392,400**	**$ 152,300**

Object #	Account Description	Justification
Revenue		
349001	Passport Services	This revenue is derived from fees collected for the processing of US passport applications.
369900	Miscellaneous Revenue	This is for revenues that cannot be classified in another revenue line item.
Expense		
601400	Overtime-General	This account represents costs for overtime that is necessary due to unforeseen administrative needs. Includes additional overtime related to Commission Meetings, Workshops and miscellaneous meetings.
601410	Overtime-Holiday	This account represents costs associated with overtime that is necessary due to unforeseen administrative needs during holidays.
603190	Prof Svcs-Other	This account represents costs associated with the following: Closed Captioning services - $14,100 Transcription of: $27,000 Commission Meetings/Workshops/Advisory Boards/HR Investigations Redaction Services - $1000
603425	Software License & Maint	This account represents costs for the following software: BIS (Commission Chambers audio recording) - $1,500 Granicus (Commission electronic voting, live streaming,) - $38,600 Legistar/MCCi (Commission paperless agenda) - $17,100 Hightail (electronically transmits audio recordings) - $310 JustFOIA (Records Management) - $8,820 EasyVote (Election Software) - $2,500 MuniCode Online Hosting- (City's Code & Land Dev. Code) - $1,900 Authorize.net (online payment module for records requests) - $540 TimeTap (online appt. scheduler) - $240 Tockify (online noticing software) - $90 Check In Systems Inc. (online sign-in for passport svcs.) - $400
603470	Temporary Help	This is to pay for temporary help as needed.
604001	Travel & Training	This account represents costs associated with out-of-town travel and accommodations for specialized training and certification courses/conferences relating to BCMCA, FACC, IIMC, ARMA & FRAMA.
604200	Postage	This represents allocated costs for department mailings as well as delivery services such as U.P.S. and Federal Express. Also includes mailing of notices and legislation to the public and other public entities, master files for ordinances, resolutions, deeds and other vital records.
604301	Electricity Svcs	This account represents allocated costs for electricity usage.
604500	Risk Internal Svcs Charge	This account is restricted and represents allocated property and liability insurance premiums as provided by HR-Risk Management.
604550	Health Ins Internal Serv Chg	Funds the City’s wellness program that encourage employees to adopt healthy habits through education, incentives and an on-site clinic.
604610	Fleet Internal Svcs Charge	This account represents costs associated with repair and maintenance of city vehicles as provided by PW-Fleet Maintenance.
604625	R&M Equipment	This account represents costs associated with the maintenance and repair of the following equipment: Automated Business System - Date Stamp Clock Commercial Business Machines -Typewriter
604740	Ordinance Codification	This account represents costs associated with codification services and supplements for the City Code and Land Development Code.
604910	Advertising Costs	This account represents costs associated with advertising requirements to satisfy the Florida Statutes, City's Charter, City Code, legal and public hearings.
604916	Administrative Expense	This account represents costs associated with miscellaneous expenses incurred by the department.
604930	Record Storage Charges	Iron Mountain fee moved from Non-Departmental - Contractual item
604931	Recording Fees	This account represents costs associated with Broward County recording services.
604989	IT Internal Svcs Charge	This account represents allocated costs associated with technology such as leased computers, internet, intranet, land lines, network, telephone, software licenses, database needs and support services.
605100	Office Supplies	This account represents costs associated with the purchase of office supplies. Also included are items related to certificates, proclamations and other recognition relating to presentations and standard operating supplies to support the office function.
605120	Computer Operating Expenses	This account represents costs associated with print management service and computer related items.
605220	Vehicle Fuel-On-Site	This account covers the cost of gas and oil used for city vehicles as provided by PW-Fleet Maintenance.
605290	Other Operating Supplies	This account represents costs for supplies not specified in other line items.

Object #	Account Description	Justification
605410	Subscriptions & Memberships	This account represents costs associated with the following memberships/subscriptions: Florida Association of City Clerks (FACC) - $750 International Institute of Municipal Clerks (IIMC) - $680 American Society of Notaries - $950 Broward County Municipal Clerks Assoc. (BCMCA) - $425 FL Records Management Assoc. (FRMA) - $500 American Society for Public Administration (ASPA) - $260 National Forum for Black Public Administrators (NFBPA) - $200 Association of Records Managers & Administrators (ARMA) - $205
605500	Training-General	This account represents costs associated with various registration fees/conferences/webinars required to maintain certifications: Florida Association of City Clerks (FACC) - $700 International Institute of Municipal Clerks (IIMC) - $1,200 FL Records Management Assoc. (FRMA) - $510 Association of Records Mgrs. Administrators (ARMA) - $100 FL Municipal Communicators Assoc. (FMCA) - $550
605510	Tuition Reimbursement	Education assistance to permanent employees that is associated with a certificate or degree program at a community college or state college/university. Education must be related to the employee's present position or have the ability to assist in a promotional opportunity. The cost covers books and lab fees associated with the course.
606441	Vehicle Replacement Program	This budgeted amount is for escrow for future vehicle replacements.

MIRAMAR
BEAUTY AND PROGRESS
EST 1955

Marketing

Mission

Marketing serves as the community brand ambassador for the City of Miramar. Marketing serves the critical role of external communication to inform, educate and assist residents, businesses and key stakeholders on the various City programs and services.

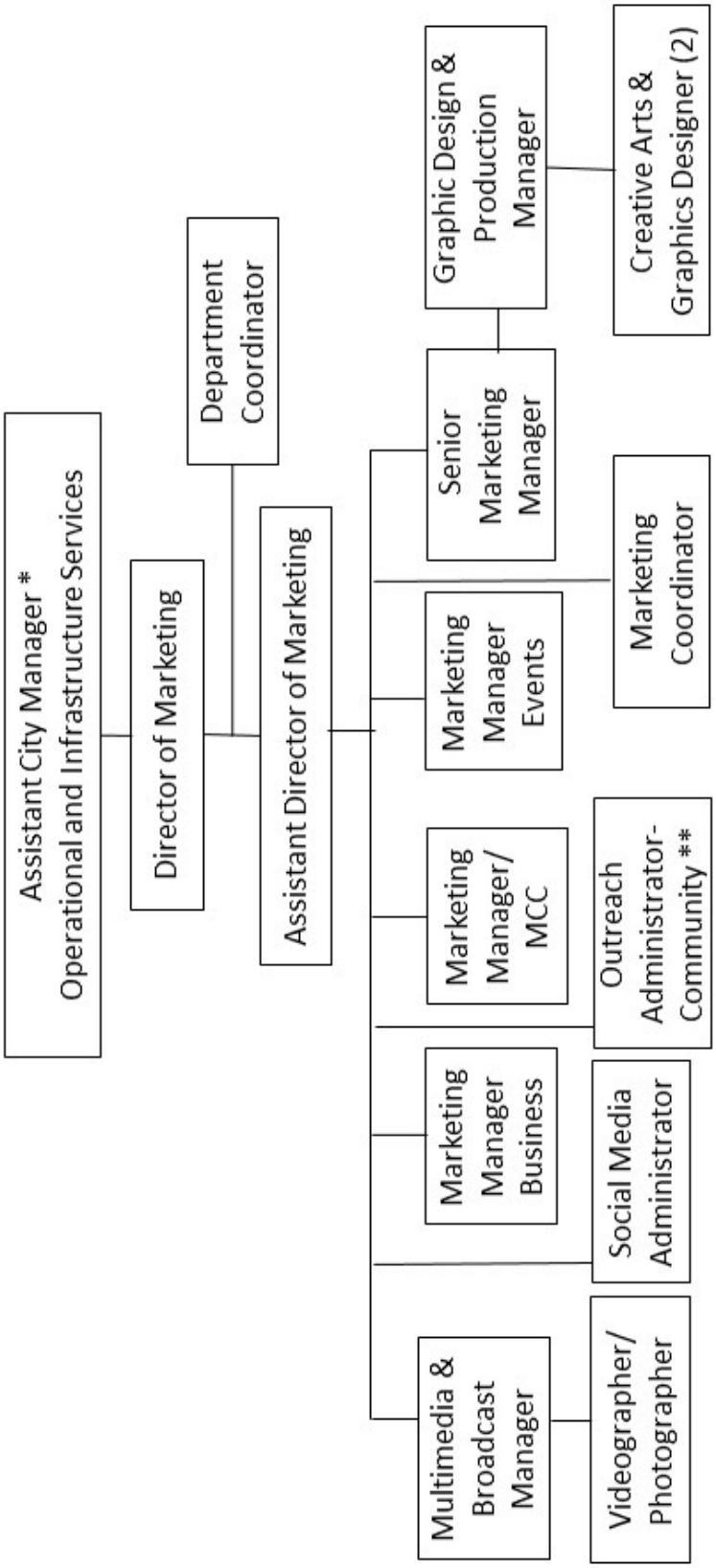

* Budgeted in the Office of the City Manager
** Budgeted in Utilities

Department Overview

Marketing Department serves as the community brand ambassador for the City of Miramar. The Department serves the critical role of external communication to inform, educate, and assist residents, businesses, and key stakeholders on the various City programs and services. The Marketing Department focuses on enhancing and implementing city-wide branding strategies, image development, communications, and public information to inform and educate residents and businesses, and to position Miramar as the South Florida gateway city to live, work, play, and raise a family.

As indicated in the Position Detail, there are fourteen (14) full-time budgeted positions in this department.

FY 2023 Accomplishments

Business Marketing

- Ran branded content campaign 2.0 targeting businesses nationwide and encouraging aviation and manufacturing companies to make Miramar their South Florida headquarters.
- Developed a "How to Do Business with Miramar" booklet in 3 languages and a welcome to the City of Miramar kit to new businesses.
- Developed City Sister and new department logos; ran media campaign to get construction related companies to attend the Business Inclusion Diversity (BID) Construction Fair.

Events Marketing

- Deployed multimedia marketing campaigns to promote city events, Commission, and department programs, securing many sold-out shows and record attendances.
- Took on additional tasks of marketing for Commission events/initiatives and collaterals designs.

Enhanced the Community Visual Appeal

- New signage on City Hall building and columns, inside City Hall for the 2021 All America City and Smart City awards, Miramar Cultural Center (MCC) staff, and Commission walls.

Media Exposure

- Submitted 200+ press releases that generated over 4,000 media pick-ups, $2M+ in national and international media coverage including on CNN and USA Today for record breaking performances at Miramar Invitational at Ansin Sports Complex.
- $2M+ in media exposure for Usain Bolt Statute unveiling including ESPN, Gleaner, reaching as far as Mexico and Poland.
- Successfully planned and executed the State of the City address, swearing-in and Presidential Awards, the Bahamas vehicle donation, Haiti Earthquake Commemoration Service, Country Club Ranches, MCC Art Scape 9-11 unveiling, Social Worker, Race to Zero press conferences, and media launches for month-long celebrations such as Black History Month, Caribbean American Heritage, and Hispanic Heritage Month.

Grew Community Reach & Engagement on All City Platforms

- Achieved a 43% reach of the population on social media, 12% increased traffic to miramarfl.gov, 70% chat-bot self-resolution rate, and 200+ e-blasts sent with an open rate of 32% (industry average 21%).
- Continued search engine optimization of webpages such as business, customer service, and MCC.
- Published 6 bi-monthly Miramar News newspapers and distributed 8,000 copies to 150 locations city-wide.
- Created and submitted 300+ videos to promote city programs and events.
- Designed 600+ creative collaterals for 17 departments and the elected officials.

Solid Waste Campaign

- 6-month multimedia marketing campaign successfully executed to reach every household in Miramar to advise of the cart replacements including dedicated web page, water bill insert, paid IP and geo-targeting ads, targeted paid e-mails and social media, outdoor signage, door hangers, posting on all city platforms, sent to HOAs and at city facilities.

Miramar Cultural Center

- Ran multimedia marketing campaigns to secure sold-out MCC shows/programs.
- Continued to optimize miramarculturalcenter.org resulting in 395 keywords ranking on page 1 of Google vs 5 the prior year and 385 form fills.
- Social Media followers grew by 8.4% in 9 months.
- Secured $11.5M in media exposure vs $6M in prior year with 483 media mentions.

Senior Services Campaign

- Ran multimedia campaign that generated over 90 calls, 25 new members, 150+ form fills, and over 2,000 clicks to miramarfl.gov/senior service.

FY 2024 Goals

- Grow community outreach on all city platforms and media exposure including website, eblast, chatbot, and social media.

- Implement data driven multimedia marketing campaigns to promote Miramar for business, sports, and entertainment.
- Grow sponsorships for city events.

ArtScape 2023

Program Revenues, Expenditures and Positions Summary

Dedicated Revenues	FY 2021 Actual	FY 2022 Actual	FY 2023 Budget	FY 2023 Revised	FY 2024 Budget
None	$ —	$ —	$ —	$ —	$ —
Expenditures by Program					
Marketing	$ —	$ 1,995,278	$ 2,586,500	$ 2,717,500	$ 3,021,685
Total	**$ —**	**$ 1,995,278**	**$ 2,586,500**	**$ 2,717,500**	**$ 3,021,685**
Expenditures by Category					
Personnel Services	$ —	$ 1,235,035	$ 1,633,500	$ 1,764,500	$ 1,979,200
Operating Expense	—	760,243	953,000	953,000	1,032,885
Capital Outlay	—	—	—	—	9,600
Total	**$ —**	**$ 1,995,278**	**$ 2,586,500**	**$ 2,717,500**	**$ 3,021,685**
Positions by Program					
Marketing	—	9.00	13.00	13.00	14.00
Total	**—**	**9.00**	**13.00**	**13.00**	**14.00**
Position Detail					
Assistant Director of Marketing and Customer Service	—	—	1.00	—	—
Assistant Director of Marketing	—	—	—	1.00	1.00
Creative Arts and Graphics Designer	—	1.00	1.00	2.00	2.00
Department Coordinator	—	—	1.00	—	1.00
Director of Marketing	—	—	—	1.00	1.00
Director of Marketing and Communications	—	1.00	—	—	—
Director of Marketing and Customer Service	—	—	1.00	—	—
Graphic Design & Production Manager	—	1.00	1.00	1.00	1.00
Marketing Coordinator	—	2.00	2.00	1.00	1.00
Marketing Coordinator - Events	—	—	1.00	—	—
Marketing Manager	—	1.00	1.00	1.00	1.00
Marketing Manager - Events	—	—	—	1.00	1.00
Marketing Manager - Business	—	—	—	1.00	1.00
Marketing Partnerships Manager	—	1.00	1.00	—	—
Multimedia & Broadcast Manager	—	1.00	1.00	1.00	1.00
Public Relations & Media Manager	—	1.00	—	—	—
Public Relations Specialist	—	—	1.00	—	—
Senior Marketing Manager	—	—	—	1.00	1.00
Social Media Administrator	—	—	—	1.00	1.00
Videographer/Photographer	—	—	1.00	1.00	1.00
Total FTE's	**—**	**9.00**	**13.00**	**13.00**	**14.00**

Note: In FY22 Budget Amendment #O1786 approved the transfer of nine (9) FTE's from the Office of the City Manager to a new Department called Marketing & Customer Service. In FY23 the department name was changed to Marketing.

Marketing Balanced Scorecard

Measures	Objectives	Series Status	FY 2022 Actual	FY 2023 Actual	FY 2024 Goal
Meets budget target - Expenses	Finances	Q4 Actual	$584,142.00	$775,764.00	
		YTD Actual	$1,977,065.27	$2,637,399.00	
		EOY Target	$2,079,700.00	$2,586,500.00	$3,021,685.00
		% Target	95.06%	101.97%	
		% Goal	100.00%	100.00%	
Exceed 3CMA standard of 10% of population following city's official Social Media Accounts (based on current population of 137,107)	Expand Social Media	Q4 Actual	4.00	16.00	
		YTD Actual	4.00	16.00	
		EOY Target	4.00	4.00	40 %
		% Target	100.00%	400.00%	
		% Goal	100.00%	100.00%	
Produce quality videos in support of city services (i.e. How To Guides, Youth Camps, etc.) and assets (i.e. The Miramar Amp, Shirley Branca Memorial Park Band Shell, Rental Facilities, etc.)	Multimedia and Broadcasting	Q4 Actual	84.00	140.00	
		YTD Actual	255.00	494.00	
		EOY Target	100.00	300.00	300.00
		% Target	255.00%	164.67%	
		% Goal	100.00%	100.00%	
Hold annual Strategic Planning retreat to prepare for upcoming calendar/ marketing year	Strategic Planning Retreat	Q4 Actual	2.00	1.00	
		YTD Actual	2.00	1.00	
		EOY Target	1.00	1.00	1.00
		% Target	200.00%	100.00%	
		% Goal	100.00%	100.00%	
Maintain budgeted Training/ Development Opportunities for all staff members	On-going Training/ Development	Q4 Actual	12.00	20.00	
		YTD Actual	48.00	60.00	
		EOY Target	6.00	40.00	60.00
		% Target	800.00%	150.00%	
		% Goal	100.00%	100.00%	

Marketing Balanced Scorecard

Measures	Objectives	Series Status	FY 2022 Actual	FY 2023 Actual	FY 2024 Goal
↑ Create and implement strategic plans with department support to promote city assets/rental facilities (Miramar Amphitheater, Miramar Cultural Center-ArtsPark, Shirley Branca Bandshell, Miramar Aquatic Complexes, Vernon E. Hargray Youth Enrichment Center, Rental Facilities/Venues)	Marketing campaigns that promote events at various City facilities as well as department programs	Q4 Actual	50.00	55.00	
		YTD Actual	141.00	155.00	
		EOY Target	100.00	100.00	100.00
		% Target	141.00%	155.00%	
		% Goal	100.00%	100.00%	
↓ Meets projected target - Expenses	Finances	Q4 Actual	$584,142.00	$775,764.00	
		YTD Actual	$1,977,065.27	$2,637,399.00	
		EOY Target	$2,228,500.00	$2,586,323.00	$3,021,685.00
		% Target	88.72%	101.97%	
		% Goal	100.00%	100.00%	
↑ Reaching out to the community and media to secure exposure to the City of Miramar residents.	Community Outreach	Q4 Actual	260.00	812.00	
		YTD Actual	1,459.00	2,219.00	
		EOY Target	200.00	600.00	1,500.00
		% Target	729.50%	369.83%	
		% Goal	100.00%	100.00%	
↑ Serve as the internal marketing agency for 18 city departments to create effective marketing collaterals to promote city events and department programs.	Design Strategies to Promote City Assets and Services	Q4 Actual	1,850.00	1,605.00	
		YTD Actual	5,078.00	4,440.00	
		EOY Target	400.00	2,500.00	2,500.00
		% Target	1269.50%	177.60%	
		% Goal	100.00%	100.00%	

FY23 actuals (revenues and expenses) are as of 11/08/2023.

End of year targets exclude year-end budget amendments.

Marketing

Responsible for the dissemination of official information and promoting the City's public image. It focuses on enhancing and implementing city-wide branding strategies, image development, communications, and public information for all media outlets.

FY 23	FY 24
13.00	14.00

Marketing Department - Thanksgiving Team Luncheon 2023

Marketing Expenditures by Object Code

Marketing—001-09-051-513-

Object #	Account Description	FY 2021 Actual	FY 2022 Actual	FY 2023 Budget	FY 2023 Revised	FY 2024 Budget
	Personnel Services					
601200	Employee Salaries	$ —	$ 745,477	$ 1,058,600	$ 1,124,200	$ 1,265,100
601205	Lump Sum Payout - Accrued Time	—	91,158	46,200	111,600	64,000
601210	Non-Pensionable Earnings	—	6,000	—	—	—
601215	Communication Stipend	—	13,550	17,600	17,600	25,400
602100	FICA & MICA	—	64,280	84,300	84,300	102,300
602210	Pension-General	—	27,600	98,900	98,900	140,700
602235	Pension-Senior Mgmt	—	130,000	118,300	118,300	117,700
602265	Pension-457	—	16,605	20,000	20,000	27,600
602300	Pmt In Lieu Of Insurance	—	7,121	11,200	11,200	5,600
602304	Health Insurance-PPO	—	5,941	16,700	16,700	29,200
602305	Health Insurance-HMO	—	29,108	63,300	63,300	25,200
602306	Dental Insurance-PPO	—	1,965	3,800	3,800	4,900
602307	Dental Insurance-HMO	—	928	900	900	900
602309	Basic Life Insurance	—	2,840	3,000	3,000	3,700
602311	Long-Term Disability Ins	—	3,967	1,500	1,500	7,100
602312	HDHP Aetna	—	49,723	54,900	54,900	109,400
602313	HSA Payflex	—	11,171	9,800	9,800	22,400
602400	Workers' Compensation	—	27,600	24,500	24,500	28,000
	Sub-Total	—	1,235,035	1,633,500	1,764,500	1,979,200
	Operating Expense					
603190	Prof Svcs-Other	—	70,594	69,000	29,900	59,000
603400	Contract Svcs-Other	—	3,678	4,800	4,500	4,800
603425	Software License & Maint	—	11,200	20,000	20,000	20,000
604001	Travel & Training	—	16,015	9,300	12,500	20,050
604200	Postage	—	23,140	54,100	54,100	54,100
604500	Risk Internal Svcs Charge	—	8,100	6,600	6,600	6,200
604550	Health Ins Internal Serv Chg	—	16,100	9,600	9,600	21,800
604700	Printing & Binding Svcs	—	56,629	70,000	76,350	70,000
604889	Marketing & Promotions	—	228,995	341,900	300,120	316,150
604910	Advertising Costs	—	219,319	259,800	245,000	284,800
604916	Administrative Expense	—	—	200	3,600	200
604920	License & Permit Fees	—	4,603	6,500	4,000	6,500
604989	IT Internal Svcs Charge	—	67,800	69,100	69,100	100,100
604997	Other Operating Expenses	—	2,330	1,500	100	1,500
604998	Contingency	—	325	800	800	800
605100	Office Supplies	—	8,435	5,800	16,600	6,300
605120	Computer Operating Expenses	—	441	400	28,900	400
605230	Program Supplies	—	4,478	4,600	4,500	4,600
605250	Noncap Furn (Item less 5000)	—	4,833	600	14,600	5,185
605251	Noncap Equip (Item less 5000)	—	4,191	5,000	6,400	7,000
605266	Photography	—	1,752	1,600	2,400	1,600
605410	Subscriptions & Memberships	—	4,298	2,700	26,900	2,700
605500	Training-General	—	2,987	9,100	16,430	9,100
605510	Tuition Reimbursement	—	—	—	—	30,000
	Sub-Total	—	760,243	953,000	953,000	1,032,885
	Departmental Capital Outlay					
606441	Vehicle Replacement Program	—	—	—	—	9,600
	Sub-Total	—	—	—	—	9,600
	Total	**$ —**	**$ 1,995,278**	**$ 2,586,500**	**$ 2,717,500**	**$ 3,021,685**

Object #	Account Description	Justification
Expense		
603190	Prof Svcs-Other	This line item is necessary for securing third party resources, as needed, and for professional services in support of the department. These services may include but are not limited to such needs as copywriting, videography, production, creative design, photography, etc. for MCC ($14,000) and Marketing ($45,000).
603400	Contract Svcs-Other	This cost is associated with contractual agreements including, but not limited to, media and promotional placement for City functions and event campaigns ($4,800).
603425	Software License & Maint	This line item is contracted for software license and maintenance and for the purchase of software that will aid the graphics technicians and multimedia department in having the proper resources and equipment to fulfill their job duties. Vendors include Adobe Suite ($3,280), Canva ($600), Archive Social ($1,800), iStockPhoto ($6,696) and other miscellaneous software ($7,624).
604001	Travel & Training	This represents costs associated with travel and accommodations for specialized training and certification courses, workshops, continuing education or conferences for staff growth, knowledge, edification and learning in their respective positions.
604200	Postage	USPS, Federal Express and UPS charges including costs incurred for dissemination of various information and messages to the community including, but not limited to, season brochures, informational materials and general correspondence associated with marketing and promotions, City events, etc.
604500	Risk Internal Svcs Charge	This account represents allocated property and liability insurance premiums as provided by HR-Risk Management.
604550	Health Ins Internal Serv Chg	Funds the City's wellness program that encourages employees to adopt healthy habits through education, incentives and an on-site clinic.
604700	Printing & Binding Svcs	Cost of printing flyers, posters, brochures, postcards, placards for buses, car and van wraps, vinyl banners, retractable banners, A-frame signs, door hangers, informational material and general correspondence and miscellaneous notices and stickers. Also includes cost of messages sent via water bills and those that are mailed to residents who do not receive a water bill.
604889	Marketing & Promotions	This represents the costs associated with marketing materials and specialty items needed to promote City events, initiatives, programs, executive team and other meetings. This includes, but not limited to, street banners, light pole banners, utility box wraps, customized gifts and promotional items such as video books, USB drives, water bottles, key chains, blankets, Frisbees, hand towels, mugs, pens/writing supplies, t-shirts, jackets, folders, hand fans, executive-level promotional items, and marketing and advertising support for Commission Initiatives.
604910	Advertising Costs	This represents costs associated with media negotiations and placement for City institutional, business, brand awareness, event campaigns, public notices, radio, print, digital, TV, OOH (billboards, bus benches, buses, etc.), social media and other messaging in publications with local, regional, national and international reach for business and personal attraction.
604916	Administrative Expense	This account provides funding for various administrative expenses incurred.
604920	License & Permit Fees	Costs associated with licensing for Citywide coverage for music (special events), images (graphic design) and video (footage). Vendors include BMI, Inc. ($1,300), ASCAP ($1,500) and SESAC ($2,300). Remaining funds ($1,400) cover licenses and permits for images and video from multiple vendors.
604989	IT Internal Svcs Charge	This account is for technology related costs such as leased computers, internet, intranet, land lines, network, telephone, software licenses, database needs and support services.
604997	Other Operating Expenses	This account is for unanticipated one-time expenses that cannot be charged to any other budgeted line item.
604998	Contingency	This account represents contingency funds for unexpected occurrences.
605100	Office Supplies	This is an estimated amount required for office supplies. Includes FY24 approved above base request of $500 for new Department Coordinator position.
605120	Computer Operating Expenses	This account represents costs for computer operating related items.
605230	Program Supplies	This represents the costs associated with supplies to support the City's marketing and promotional initiatives.
605250	Noncap Furn (Item less 5000)	This line item will be used to purchase furniture for new and existing staff (additional workstations in whole or in part, addition of lockable door, chair, desk, supply cabinets for specialty items, as needed, ($400) as well as furniture needs for the City's studio ($200). Includes FY24 approved above base request of $4,585 for new Department Coordinator position.
605251	Noncap Equip (Item less 5000)	This cost represents equipment required to support multimedia and broadcast services and creative arts and graphic design equipment ($5,000). Includes FY24 approved above base request of $2,000 for new Department Coordinator position.
605266	Photography	This cost represents photography for City-wide events, additional/new city assets, etc.

Object #	Account Description	Justification
605410	Subscriptions & Memberships	This account is for memberships in professional associations, subscriptions, and for books, manuals and publications necessary for staff to retain and/or learn new information for professional and technical certifications and knowledge. Expenses include the following: South Florida Business Journal ($114) Sun Sentinel Digital ($360) Miami Herald Digital ($120) Public Management Magazine ($155) City County Communications and Marketing Association 3CMA ($900) Miscellaneous ($1,051)
605500	Training-General	This expenditure represents funds needed to attend various seminars and trainings ($9,100).
605510	Tuition Reimbursement	Education assistance to permanent employees that is associated with a certificate or degree program at a community college or state college/university. Education must be related to the employee's present position or have the ability to assist in a promotional opportunity. The cost covers books and lab fees associated with the course.
606441	Vehicle Replacement Program	This budgeted amount is for escrow for future vehicle replacements.

MIRAMAR
BEAUTY AND PROGRESS
EST 1955

Financial Services

Mission

To maintain the accounting records of the City, provide accurate and timely financial reporting, ensure protection of City assets by establishing and maintaining adequate internal controls, and to provide training and communication to all areas of the City as it pertains to the accounting and internal control functions.

Financial Services Organizational Chart

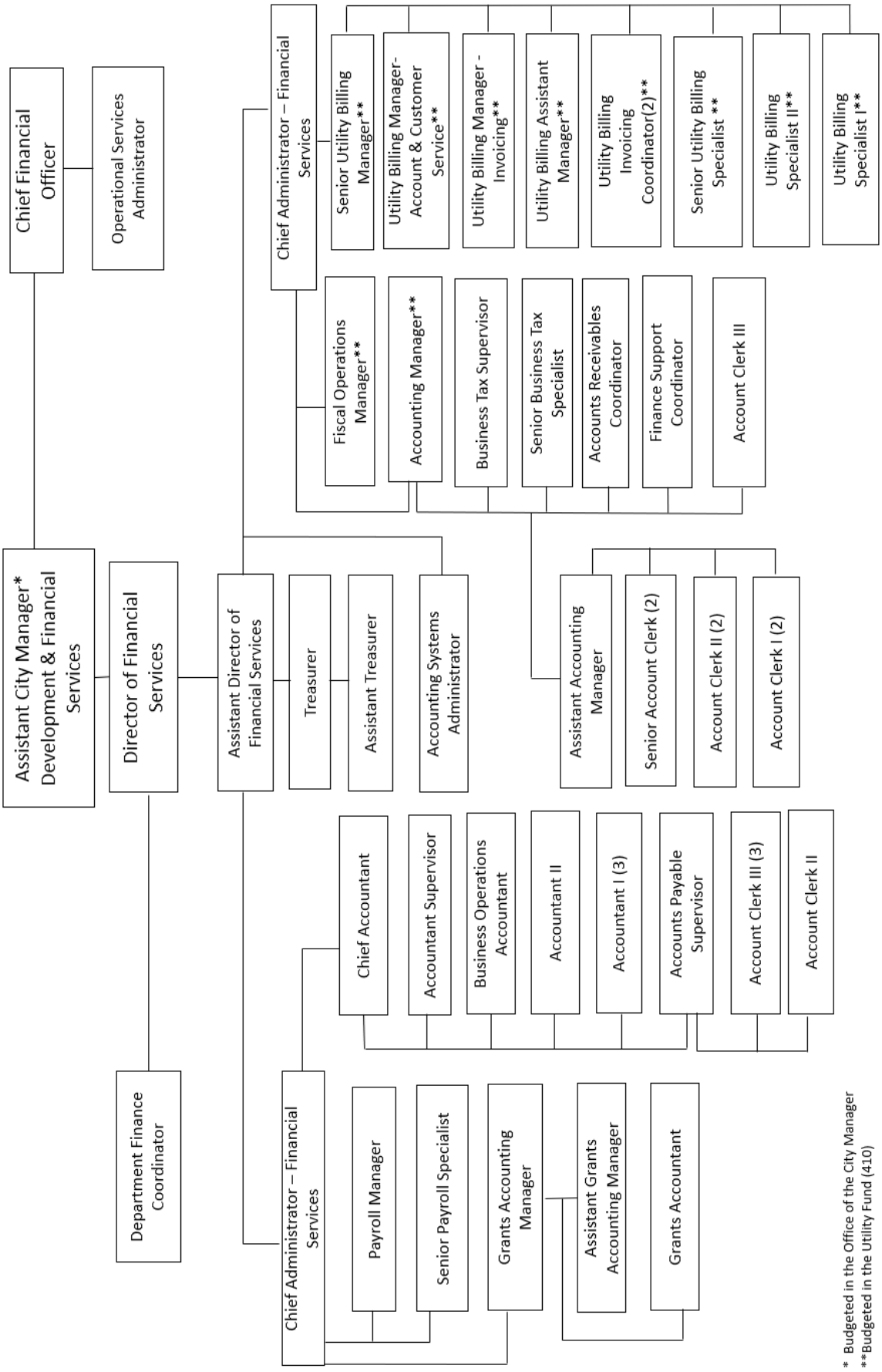

* Budgeted in the Office of the City Manager
**Budgeted in the Utility Fund (410)

Department Overview

The Financial Services Department is responsible for the coordination of all financial activities of the city by acting as liaison to the public, and to administrative and department officials. Our mission is to provide comprehensive financial services to the City and its stakeholders, including accurate and timely financial reporting, safeguarding of financial and physical assets, and providing outstanding customer service.

The department provides debt management, cash management, grants administration, accounting, payroll, accounts payable, accounts receivable, lien searches, business tax receipts and financial reporting. The department also oversees the Utility Billing program which is funded by the Utility Enterprise Fund.

As indicated in the Position Detail, this department is comprised of 39 full-time budgeted positions. The four (4) major General Fund programs provided are:

1. Administration
2. Accounting and Revenue Enhancement
3. Reporting and Training
4. Grants Administration

FY 2023 Accomplishments

- Awarded the prestigious Certificate of Achievement for Excellence in Financial Reporting for the 2022 Annual Comprehensive Financial Reporting (ACFR) for 34th year from the Government Finance Officers Association (GFOA).
- Successfully completed the FY2022 Federal Single Audit of the City's $16.2 million Federal Reimbursed Grant Expenditures.
- Submitted Compliance Reports to the Digital Assurance Certification Agency (DAC) as required by City Bond Covenants.
- Timely completion of the monthly closings and related monthly Financial Reporting.
- Accomplished timely submission of quarterly and monthly Financial Reports for 79 Federal, State & Local active grant agreements.
- Completed Business Tax Billing for over 3,600 accounts generating annualized revenue over $2.5 million.
- Successfully processed 26 payrolls for approximately 1,200 employees.
- Payments were processed for over 17,800 invoices for vendor payments totaling over $112 million.
- Completion of quarterly IRS 941 Payroll Tax Returns.
- Issued 1,260 IRS W2 Forms to City Employees.
- Issued 643 IRS 1099-Miscellaneous Forms to City Vendors.
- Issued 175 IRS 1099-R Distributions forms for Pensions, Annuities & Retirement to City Retirees.
- Submission of the Quarterly State Unemployment Report (RT-6).
- Completed the Annual Bureau of Labor Statistics Report.
- Prepared the Monthly Budget Reports for the Elected Officials.
- Conducted trainings with Departments on the Accounts Payable (AP) Process.
- Processed 375 unclaimed property payments to the State of Florida for approximately $56 thousand.

FY 2024 Goals

- Completion of the City's Audited Yearly Annual Comprehensive Financial Report for submission to the Government Finance Officers Association in anticipation of being awarded the Certificate of Achievement for Excellence in Financial Reporting.
- Provide compliance oversight and accurate grant accounting including reporting, expenditures, reimbursements, and audits for Citywide grant agreements.
- Implementation of EnerGov software which will bring increased functionality by providing increased level of service for our constituents, improved citizen access through web portals, increased mobility and enhanced workflows, integrated city departments for a more collaborative workforce, and informed decision-making capabilities with GIS-centric technology.
- Implement payment enhancements such as Apple Pay, Text to Pay, PayPal, Venmo, and other payment platforms used to create process efficiencies, i.e.
- Implementation of NEW GASB 96 for software related to SBITA (Subscription Based Information Technology Arrangements).

Program Revenues, Expenditures and Positions Summary

	FY 2021 Actual	FY 2022 Actual	FY 2023 Budget	FY 2023 Revised	FY 2024 Budget
Dedicated Revenues					
Accounting & Revenue Enhancement	**$ 2,441,297**	**$ 2,659,202**	**$ 2,746,000**	**$ 2,746,000**	**$ 2,480,000**
Expenditures by Program					
Administration	$ 552,596	$ 679,819	$ 1,106,050	$ 1,132,150	$ 1,376,400
Accounting & Revenue Enhancement	3,826,955	4,175,467	4,181,750	4,164,750	4,462,700
Reporting and Training	18,400	50,547	179,050	178,650	191,500
Grants Administration	333,191	345,323	462,950	454,250	507,700
Total	**$ 4,731,142**	**$ 5,251,155**	**$ 5,929,800**	**$ 5,929,800**	**$ 6,538,300**
Expenditures by Category					
Personnel Services	$ 4,152,895	$ 4,583,859	$ 5,175,900	$ 5,175,900	$ 5,769,700
Operating Expense	540,355	649,383	753,900	753,900	768,600
Capital Outlay	37,892	17,913	—	—	—
Total	**$ 4,731,142**	**$ 5,251,155**	**$ 5,929,800**	**$ 5,929,800**	**$ 6,538,300**

Financial Services

Positions by Program	FY 2021 Actual	FY 2022 Actual	FY 2023 Budget	FY 2023 Revised	FY 2024 Budget
Administration	3.00	3.00	4.00	4.00	5.00
Accounting & Revenue Enhancement	29.00	28.00	28.00	28.00	30.00
Reporting and Training	1.00	1.00	1.00	1.00	1.00
Grants Administration	2.50	2.50	3.00	3.00	3.00
Total	**35.50**	**34.50**	**36.00**	**36.00**	**39.00**
Position Detail					
Account Clerk I*	1.00	1.00	1.00	2.00	2.00
Account Clerk II*	4.00	3.00	3.00	2.00	3.00
Account Clerk III*	6.00	5.00	5.00	4.00	4.00
Accountant I	2.00	2.00	2.00	2.00	3.00
Accountant II	1.00	1.00	1.00	1.00	1.00
Accountant Supervisor	—	1.00	1.00	1.00	1.00
Accounting Systems Administrator	—	1.00	1.00	1.00	1.00
Accounting Systems Analyst	1.00	—	—	—	—
Accounts Payable Manager	1.00	—	—	—	—
Accounts Payable Supervisor	—	1.00	1.00	1.00	1.00
Accounts Receivables Coordinator	—	—	—	1.00	1.00
Administration Services Coordinator	1.00	1.00	1.00	—	—
Assistant Accounting Manager	—	—	—	1.00	1.00
Assistant Director of Financial Services	1.00	1.00	1.00	1.00	1.00
Assistant Grants Accounting Manager	1.00	1.00	1.00	1.00	1.00
Assistant Payroll Manager	1.00	—	—	—	—
Assistant Treasurer	1.00	1.00	1.00	1.00	1.00
Business Operations Accountant	1.00	1.00	1.00	1.00	1.00
Business Tax Specialist II*	1.00	1.00	1.00	—	—
Business Tax Supervisor	—	—	—	1.00	1.00
Chief Accountant	1.00	1.00	1.00	1.00	1.00
Chief Administrator - Financial Services	—	2.00	2.00	2.00	2.00
Chief Financial Officer	—	—	1.00	1.00	1.00
Department Finance Coordinator	1.00	1.00	1.00	1.00	1.00
Director of Financial Services	1.00	1.00	1.00	1.00	1.00
Finance Support Coordinator	1.00	1.00	1.00	1.00	1.00
Financial Services Administrator	2.00	—	—	—	—
Grants Accountant	—	—	1.00	1.00	1.00
Grants Accounting Manager	1.00	1.00	1.00	1.00	1.00
Grants Assistant - Temp Part-time	0.50	0.50	—	—	—
Head Cashier	2.00	—	—	—	—
Operational Services Administrator	—	—	—	—	1.00
Payroll Manager	—	1.00	1.00	1.00	1.00
Senior Account Clerk	—	2.00	2.00	2.00	2.00
Senior Accountant	1.00	—	—	—	—
Senior Business Tax Specialist*	1.00	1.00	1.00	1.00	1.00
Senior Payroll Specialist*	—	1.00	1.00	1.00	1.00
Treasurer/Retirement & Financial Planning Resource Manager	1.00	1.00	1.00	1.00	1.00
Total FTE's	**35.50**	**34.50**	**36.00**	**36.00**	**39.00**

** Block Budgeting position*

Financial Services Balanced Scorecard

Measures	Objectives	Series Status	FY 2022 Actual	FY 2023 Actual	FY 2024 Goal
↑ Meets budget target - Expenses	Finances	Q4 Actual	$1,420,149.19	$1,536,260.00	
		YTD Actual	$5,250,727.00	$5,836,853.00	
		EOY Target	$5,228,012.60	$5,929,800.00	$6,538,300.00
		% Target	100.43%	98.43%	
		% Goal	100.00%	100.00%	
↑ Meets projected target - Expenses	Finances	Q4 Actual	$1,420,149.19	$1,536,260.00	
		YTD Actual	$5,250,727.00	$5,836,853.00	
		EOY Projection	$5,807,600.00	$5,886,498.00	$6,538,300.00
		% Target	90.41%	99.16%	
		% Goal	100.00%	100.00%	
↑ Meets budget target - Revenues	Finances	Q4 Actual	$89,771.81	$2,394,260.00	
		YTD Actual	$2,659,201.88	$4,410,406.00	
		EOY Target	$2,471,500.00	$2,746,000.00	$2,480,000.00
		% Target	107.59%	160.61%	
		% Goal	100.00%	100.00%	
↑ Meets projected target - Revenues	Finances	Q4 Actual	$89,771.81	$2,394,260.00	
		YTD Actual	$2,659,201.88	$4,410,406.00	
		EOY Projection	$2,746,000.00	$2,756,000.00	$2,480,000.00
		% Target	96.84%	160.03%	
		% Goal	100.00%	100.00%	
↑ Number of training sessions held/offered	Improve supervisory leadership skills	Q4 Actual	4.00	1.00	
		YTD Actual	14.00	7.00	
		EOY Target	6.00	6.00	6.00
		% Target	233.33%	116.67%	
		% Goal	100.00%	100.00%	

Financial Services Balanced Scorecard

Measures	Objectives	Series Status	FY 2022 Actual	FY 2023 Actual	FY 2024 Goal
Number of training sessions held/offered	Improve staff customer service skills - including conflict resolution and communication skills	Q4 Actual	13.00	2.00	
		YTD Actual	32.00	8.00	
		EOY Target	30.00	5.00	5.00
		% Target	106.67%	160.00%	
		% Goal	100.00%	100.00%	
Number of financial reports issued for the fiscal year		Q4 Actual	1.00	0.00	
		YTD Actual	2.00	1.00	
		EOY Target	1.00	1.00	1.00
		% Target	200.00%	100.00%	
		% Goal	100.00%	100.00%	
Number of consecutive GFOA awards received	Issue CAFR by March 31 each year	Q4 Actual	0.00	0.00	
		YTD Actual	33.00	34.00	
		EOY Target	32.00	34.00	34.00
		% Target	103.13%	100.00%	
		% Goal	100.00%	100.00%	
Number of reports issued	Fed Finance report	Q4 Actual	1.00	1.00	
		YTD Actual	4.00	4.00	
		EOY Target	4.00	4.00	4.00
		% Target	100.00%	100.00%	
		% Goal	100.00%	75.00%	
Number of reports issued	Quarterly Grants report	Q4 Actual	1.00	1.00	
		YTD Actual	4.00	4.00	
		EOY Target	4.00	4.00	4.00
		% Target	100.00%	100.00%	
		% Goal	100.00%	100.00%	

Financial Services Balanced Scorecard

Measures	Objectives	Series Status	FY 2022 Actual	FY 2023 Actual	FY 2024 Goal
Number of reports issued	Quarterly donations	Q4 Actual	1.00	1.00	
		YTD Actual	4.00	4.00	
		EOY Target	4.00	4.00	4.00
		% Target	100.00%	100.00%	
		% Goal	100.00%	100.00%	
Number of FRS (Florida Retirement System) submitted		Q4 Actual	3.00	3.00	
		YTD Actual	12.00	12.00	
		EOY Target	12.00	12.00	12.00
		% Target	100.00%	100.00%	
		% Goal	100.00%	100.00%	
Number of reports issued	Schedule of Expenditure of Federal Awards (SEFA)	Q4 Actual	1.00	0.00	
		YTD Actual	2.00	1.00	
		EOY Target	1.00	1.00	1.00
		% Target	200.00%	100.00%	
		% Goal	100.00%	100.00%	
Complete/ respond to a lien search request within 3 business days	Efficiency/customer service	Q4 Actual	508.00	221.00	
		YTD Actual	1,724.00	958.00	
		EOY Target	45.00	500.00	500.00
		% Target	3831.11%	191.60%	
		% Goal	100.00%	100.00%	
Review and issue Business Tax Receipt for complete application within 3 business days	Efficiency/customer service	Q4 Actual	101.00	47.00	
		YTD Actual	283.00	281.00	
		EOY Target	35.00	300.00	300.00
		% Target	808.57%	93.67%	
		% Goal	100.00%	100.00%	

Financial Services Balanced Scorecard

Measures	Objectives	Series Status	FY 2022 Actual	FY 2023 Actual	FY 2024 Goal
↑ Number of eligible vendors converted	Increase ACH vendor participation in an attempt to reduce fraud opportunities	Q4 Actual	10.00	10.00	
		YTD Actual	10.00	10.00	
		EOY Target	15.00	10.00	10.00
		% Target	66.67%	100.00%	
		% Goal	100.00%	100.00%	
↑ Filed by 4/30, 7/31, 10/31, 1/31	Payroll quaterly form 941	Q4 Actual	1.00	1.00	
		YTD Actual	4.00	4.00	
		EOY Target	4.00	4.00	4.00
		% Target	100.00%	100.00%	
		% Goal	100.00%	100.00%	
↑ Filed by 1/31	Form 945 annual return of withheld income tax	Q4 Actual	0.00	0.00	
		YTD Actual	1.00	1.00	
		EOY Target	1.00	1.00	1.00
		% Target	100.00%	100.00%	
		% Goal	100.00%	100.00%	
↑ Forms issued and filed by 1/31	W-2 form (Recipient & IRS)	Q4 Actual	0.00	0.00	
		YTD Actual	1.00	1.00	
		EOY Target	1.00	1.00	1.00
		% Target	100.00%	100.00%	
		% Goal	100.00%	100.00%	
↑ Monthly filings by the 20th of the subsequent month	State Sales Tax	Q4 Actual	3.00	3.00	
		YTD Actual	12.00	12.00	
		EOY Target	12.00	12.00	12.00
		% Target	100.00%	100.00%	
		% Goal	100.00%	100.00%	

Financial Services Balanced Scorecard

Measures	Objectives	Series Status	FY 2022 Actual	FY 2023 Actual	FY 2024 Goal
Forms issued by 1/31	Form 1099-R (Recipient)	Q4 Actual	0.00	0.00	
		YTD Actual	1.00	1.00	
		EOY Target	1.00	1.00	1.00
		% Target	100.00%	100.00%	
		% Goal	100.00%	100.00%	
Forms filed with the IRS	Form 1099-R (IRS)	Q4 Actual	0.00	0.00	
		YTD Actual	1.00	1.00	
		EOY Target	1.00	1.00	1.00
		% Target	100.00%	100.00%	
		% Goal	100.00%	100.00%	
Forms issued and filed by 1/31	Form 1099-M (Recipient and IRS)	Q4 Actual	0.00	0.00	
		YTD Actual	1.00	1.00	
		EOY Target	1.00	1.00	1.00
		% Target	100.00%	100.00%	
		% Goal	100.00%	100.00%	
Filing of the Point Match Address Listing Update with the Florida Department of Revenue		Q4 Actual		0.00	
		YTD Actual		2.00	
		EOY Target		2.00	2.00
		% Target		100.00%	
		% Goal		100.00%	

FY23 actuals (revenues and expenses) are as of 11/08/2023.

End of year targets exclude year-end budget amendments.

Financial Services FTE's by Program

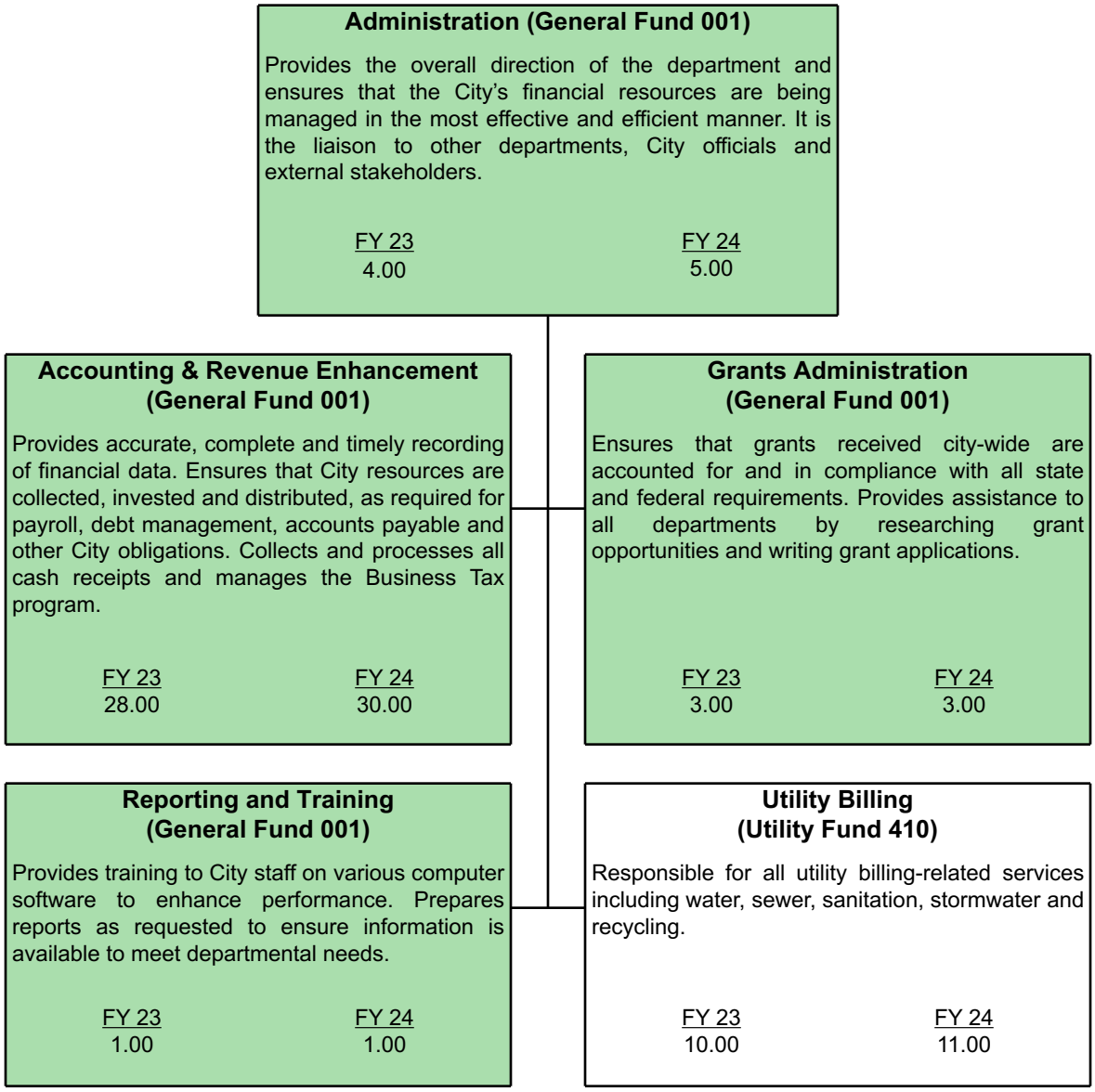

Administration—Program 100

Description

Administration provides the overall direction of the department and ensures that the City's financial resources are being managed in the most cost effective and efficient manner. It is the liaison to other departments, City officials and external stakeholders.

Dedicated Revenues	Object Code	FY 2021 Actual	FY 2022 Actual	FY 2023 Budget	FY 2023 Revised	FY 2024 Budget
None		**$ —**	**$ —**	**$ —**	**$ —**	**$ —**
Expenditures by Category						
Personnel Services		$ 471,000	$ 583,401	$ 976,600	$ 976,600	$1,230,800
Operating Expense		43,704	96,417	129,450	155,550	145,600
Departmental Capital Outlay		37,892	—	—	—	—
Total		**$ 552,596**	**$ 679,819**	**$1,106,050**	**$1,132,150**	**$1,376,400**
Percent of Time by Position						
Assistant Director of Financial Services		1.00	1.00	1.00	1.00	1.00
Chief Financial Officer		—	—	1.00	1.00	1.00
Department Finance Coordinator		1.00	1.00	1.00	1.00	1.00
Director of Financial Services		1.00	1.00	1.00	1.00	1.00
Operational Services Administrator		—	—	—	—	1.00
Total		**3.00**	**3.00**	**4.00**	**4.00**	**5.00**

Financial Services Department Staff

Accounting and Revenue Enhancement—Program 101

Description

The Accounting and Revenue Enhancement Program provides accurate, complete and timely recording of financial data that is also in compliance with Federal, State, Accounting and other regulatory criteria. This program ensures that the City's resources are collected, invested and then distributed as required for payroll, debt management, accounts payable and other obligations. It acts as the central collection point for cash receipts for all revenues of the City and collects and processes cash received directly from customers and other City locations. Credit, debit and lockbox payments are also processed. Business tax, lien searches and filing of liens, commercial sanitation billing and collections, false alarms and other miscellaneous billings are managed within this program. The Accounting and Revenue Enhancement Program operates at both the Multi-Service Complex in and at the Town Center.

Dedicated Revenues	**Object Code**	**FY 2021 Actual**	**FY 2022 Actual**	**FY 2023 Budget**	**FY 2023 Revised**	**FY 2024 Budget**
Local Business Tax	316000	$2,115,534	$2,323,878	$2,400,000	$2,400,000	$2,200,000
Admin Fee Cost Recovery	329105	714	984	1,000	1,000	—
Credit Card Fee	347345	13,031	33,259	20,000	20,000	30,000
Lien Research	349000	312,018	301,081	325,000	325,000	250,000
Total		**$2,441,297**	**$2,659,202**	**$2,746,000**	**$2,746,000**	**$2,480,000**
Expenditures by Category						
Personnel Services		$3,386,644	$3,673,800	$3,666,300	$3,666,300	$3,935,000
Operating Expense		440,311	483,754	515,450	498,450	527,700
Departmental Capital Outlay		—	17,913	—	—	—
Total		**$3,826,955**	**$4,175,467**	**$4,181,750**	**$4,164,750**	**$4,462,700**

Financial Services Budget Summary by Program

Percent of Time by Position	FY 2021 Actual	FY 2022 Actual	FY 2023 Budget	FY 2023 Revised	FY 2024 Budget
Account Clerk I	1.00	1.00	1.00	2.00	2.00
Account Clerk II	4.00	3.00	3.00	2.00	3.00
Account Clerk III	6.00	5.00	5.00	4.00	4.00
Accountant I	2.00	2.00	2.00	2.00	3.00
Accountant II	1.00	1.00	1.00	1.00	1.00
Accountant Supervisor	—	1.00	1.00	1.00	1.00
Accounts Payable Manager	1.00	—	—	—	—
Accounts Payable Supervisor	—	1.00	1.00	1.00	1.00
Accounts Receivables Coordinator	—	—	—	1.00	1.00
Administration Services Coordinator	1.00	1.00	1.00	—	—
Assistant Accounting Manager	—	—	—	1.00	1.00
Assistant Payroll Manager	1.00	—	—	—	—
Assistant Treasurer	1.00	1.00	1.00	1.00	1.00
Business Operations Accountant	1.00	1.00	1.00	1.00	1.00
Business Tax Specialist II	1.00	1.00	1.00	—	—
Business Tax Supervisor	—	—	—	1.00	1.00
Chief Accountant	1.00	1.00	1.00	1.00	1.00
Chief Administrator - Financial Services	—	2.00	2.00	2.00	2.00
Finance Support Coordinator	1.00	1.00	1.00	1.00	1.00
Financial Services Administrator	2.00	—	—	—	—
Head Cashier	2.00	—	—	—	—
Payroll Manager	—	1.00	1.00	1.00	1.00
Senior Account Clerk	—	2.00	2.00	2.00	2.00
Senior Accountant	1.00	—	—	—	—
Senior Business Tax Specialist	1.00	1.00	1.00	1.00	1.00
Senior Payroll Specialist	—	1.00	1.00	1.00	1.00
Treasurer/Retirement & Financial Planning Resource Manager	1.00	1.00	1.00	1.00	1.00
Total	**29.00**	**28.00**	**28.00**	**28.00**	**30.00**

Reporting and Training—Program 102

Description

The Financial Services department played a key role in the implementation of the Munis Enterprise Resource Planning (ERP) System and continues to play an essential role in ensuring Munis operates effectively and efficiently. It is the responsibility of the Financial Services department to maintain the integrity of the system. This program supports management staff in varied areas of financial analyses, including standard monthly management reporting, creation of custom reports, variance analyses, budgeting, forecasting and strategic planning; includes review and coordination of financial analyses across different departments and in support of the Financial Services Department.

Dedicated Revenues	Object Code	FY 2021 Actual	FY 2022 Actual	FY 2023 Budget	FY 2023 Revised	FY 2024 Budget
None		**$ —**	**$ —**	**$ —**	**$ —**	**$ —**
Expenditures by Category						
Personnel Services		$ 10,800	$ 38,640	$ 166,800	$ 166,800	$ 179,400
Operating Expense		7,600	11,907	12,250	11,850	12,100
Departmental Capital Outlay		—	—	—	—	—
Total		**$ 18,400**	**$ 50,547**	**$ 179,050**	**$ 178,650**	**$ 191,500**
Percent of Time by Position						
Accounting Systems Administrator		—	1.00	1.00	1.00	1.00
Accounting Systems Analyst		1.00	—	—	—	—
Total		**1.00**	**1.00**	**1.00**	**1.00**	**1.00**

Grants Administration—Program 103

Description

This program assists departments with all grant related activities. Services provided include accurate grants accounting, compliance with grantor requirements, assistance with locating and advising departments with grant opportunities, grant writing and providing grants training to staff. This program provides assistance during a natural disaster or other emergencies by obtaining required documentation and accounting records for disaster related expenditures to ensure maximum reimbursement.

Dedicated Revenues	Object Code	FY 2021 Actual	FY 2022 Actual	FY 2023 Budget	FY 2023 Revised	FY 2024 Budget
None		**$ —**	**$ —**	**$ —**	**$ —**	**$ —**
Expenditures by Category						
Personnel Services		$ 284,451	$ 288,018	$ 366,200	$ 366,200	$ 424,500
Operating Expense		48,740	57,304	96,750	88,050	83,200
Departmental Capital Outlay		—	—	—	—	—
Total		**$ 333,191**	**$ 345,323**	**$ 462,950**	**$ 454,250**	**$ 507,700**
Percent of Time by Position						
Assistant Grants Accounting Manager		1.00	1.00	1.00	1.00	1.00
Grants Accountant		—	—	1.00	1.00	1.00
Grants Accounting Manager		1.00	1.00	1.00	1.00	1.00
Grants Assistant - Temp Part-time		0.50	0.50	—	—	—
Total		**2.50**	**2.50**	**3.00**	**3.00**	**3.00**

Administration—001-10-100-513-

Object #	Account Description	FY 2021 Actual	FY 2022 Actual	FY 2023 Budget	FY 2023 Revised	FY 2024 Budget
	Personnel Services					
601200	Employee Salaries	$ 320,327	$ 373,065	$ 615,900	$ 615,900	$ 748,200
601205	Lump Sum Payout - Accrued Time	25,198	36,506	65,800	65,800	96,900
601210	Non-Pensionable Earnings	—	2,000	—	—	—
601215	Communication Stipend	2,025	1,950	5,900	5,900	7,800
601220	Longevity	150	—	4,400	4,400	4,700
602100	FICA & MICA	25,893	26,338	43,000	43,000	57,300
602235	Pension-Senior Mgmt	45,500	77,800	132,400	132,400	176,900
602260	Pension-401	—	—	—	—	10,300
602265	Pension-457	17,032	19,973	33,400	33,400	47,900
602300	Pmt In Lieu Of Insurance	—	4,316	5,600	5,600	5,600
602305	Health Insurance-HMO	332	—	—	—	—
602306	Dental Insurance-PPO	990	1,631	2,700	2,700	3,300
602307	Dental Insurance-HMO	180	41	—	—	—
602309	Basic Life	792	1,196	1,800	1,800	2,200
602311	Long-Term Disability	121	189	900	900	4,200
602312	HDHP Aetna	15,761	20,294	45,400	45,400	43,400
602313	HSA Payflex	2,800	4,200	7,000	7,000	8,000
602400	Workers' Compensation	13,900	13,900	12,400	12,400	14,100
	Sub-Total	471,000	583,401	976,600	976,600	1,230,800
	Operating Expense					
603190	Prof Svcs-Other	—	—	6,000	—	2,000
603425	Software License & Maint	—	40,011	40,000	79,240	50,000
604001	Travel & Training	1,335	1,604	10,650	9,650	10,600
604301	Electricity Svcs	12,116	20,654	19,600	19,600	20,200
604500	Risk Internal Svcs Charge	600	2,600	2,100	2,100	2,000
604550	Health Ins Internal Serv Chg	2,600	1,400	1,300	1,300	4,800
604650	R&M Office Equip	—	—	200	200	—
604700	Printing & Binding Svc	631	675	1,500	—	1,500
604916	Administrative Expense	563	218	1,100	1,100	1,400
604950	Employee Awards	2,273	2,874	5,000	5,000	5,000
604989	IT Internal Svcs Charge	18,100	21,800	30,000	30,000	35,600
605100	Office Supplies	1,847	2,978	2,300	2,300	3,000
605120	Computer Operating Expenses	—	—	800	—	800
605250	Noncap Furn (Item less 5000)	277	—	1,100	—	1,100
605290	Other Operating Supplies	—	—	200	200	—
605410	Subscriptions & Memberships	1,932	529	3,700	1,960	3,700
605500	Training-General	1,429	1,075	1,000	—	1,000
605510	Tuition Reimbursement	—	—	2,900	2,900	2,900
	Sub-Total	43,704	96,417	129,450	155,550	145,600
	Departmental Capital Outlay					
606471	Software	37,892	—	—	—	—
	Sub-Total	37,892	—	—	—	—
	Total	**$ 552,596**	**$ 679,819**	**$ 1,106,050**	**$ 1,132,150**	**$ 1,376,400**

Accounting and Revenue Enhancement—001-10-101-513-

Object #	Account Description	FY 2021 Actual	FY 2022 Actual	FY 2023 Budget	FY 2023 Revised	FY 2024 Budget
	Personnel Services					
601200	Employee Salaries	$ 2,011,323	$ 2,134,701	$ 2,311,100	$ 2,311,100	$ 2,447,000
601205	Lump Sum Payout - Accrued Time	155,471	280,111	150,900	150,900	196,700
601210	Non-Pensionable Earnings	—	17,908	—	—	—
601215	Communication Stipend	8,913	10,400	7,800	7,800	9,800
601220	Longevity	10,357	12,324	8,200	8,200	13,200
601400	Overtime-General	5,710	14,829	26,200	26,200	26,200
601410	Overtime-Holiday	1,106	1,335	8,800	8,800	8,800
602100	FICA & MICA	163,283	183,669	191,000	191,000	205,500
602210	Pension-General	329,302	301,197	278,300	278,300	315,100
602235	Pension-Senior Mgmt	167,100	161,000	172,100	172,100	169,200
602265	Pension-457	20,220	26,354	26,600	26,600	37,000
602300	Pmt In Lieu Of Insurance	16,832	11,222	5,600	5,600	16,800
602304	Health Insurance-PPO	22,465	17,311	17,100	17,100	—
602305	Health Insurance-HMO	327,234	347,948	316,600	316,600	314,700
602306	Dental Insurance-PPO	13,675	12,843	11,000	11,000	13,900
602307	Dental Insurance-HMO	1,102	1,003	1,500	1,500	800
602309	Basic Life	3,894	5,764	6,600	6,600	7,200
602311	Long-Term Disability	1,457	2,604	3,300	3,300	13,800
602312	HDHP Aetna	22,601	25,276	28,700	28,700	30,900
602313	HSA Payflex	4,200	5,600	5,600	5,600	6,400
602400	Workers' Compensation	100,400	100,400	89,300	89,300	102,000
	Sub-Total	3,386,644	3,673,800	3,666,300	3,666,300	3,935,000
	Operating Expense					
603190	Prof Svcs-Other	43,070	54,700	66,500	66,500	66,500
603200	Audit Fees	59,650	59,400	70,000	70,000	94,000
603470	Temporary Help	2,300	15,300	2,300	2,300	6,300
604001	Travel & Training	1,430	10,710	15,250	9,250	14,200
604200	Postage	11,943	13,858	22,400	22,400	22,400
604500	Risk Internal Svcs Charge	5,800	24,700	20,400	20,400	19,100
604550	Health Ins Internal Serv Chg	109,000	58,900	56,200	56,200	46,900
604650	R&M Office Equip	—	—	1,000	—	1,500
604700	Printing & Binding Svc	3,752	2,385	4,000	4,000	4,000
604901	Credit Card Svcs Fees	5,208	9,916	20,000	10,000	20,000
604989	IT Internal Svcs Charge	168,600	203,100	200,700	200,700	196,600
605100	Office Supplies	8,988	10,234	15,000	15,000	14,500
605120	Computer Operating Expenses	1,304	4,160	6,000	6,000	5,400
605240	Uniforms Cost	—	1,418	900	900	1,500
605250	Noncap Furn (Item less 5000)	4,538	2,012	5,000	5,000	5,000
605290	Other Operating Supplies	1,000	390	1,500	1,500	1,500
605410	Subscriptions & Memberships	2,802	2,022	2,800	2,800	2,800
605500	Training-General	5,130	2,022	1,500	1,500	1,500
605510	Tuition Reimbursement	5,795	8,529	4,000	4,000	4,000
	Sub-Total	440,311	483,754	515,450	498,450	527,700
	Departmental Capital Outlay					
606211	Minor Building Repairs	—	17,913	—	—	—
	Sub-Total	—	17,913	—	—	—
	Total	**$ 3,826,955**	**$ 4,175,467**	**$ 4,181,750**	**$ 4,164,750**	**$ 4,462,700**

Reporting and Training—001-10-102-513-

Object #	Account Description	FY 2021 Actual	FY 2022 Actual	FY 2023 Budget	FY 2023 Revised	FY 2024 Budget
	Personnel Services					
601200	Employee Salaries	$ —	$ 25,385	$ 114,400	$ 114,400	$ 120,200
601205	Lump Sum Payout - Accrued Time	—	—	3,900	3,900	5,100
601215	Communication Stipend	—	—	2,000	2,000	2,000
602100	FICA & MICA	—	2,099	9,200	9,200	9,700
602235	Pension-Senior Mgmt	7,200	5,500	24,600	24,600	28,400
602265	Pension-457	—	762	3,400	3,400	3,600
602300	Pmt In Lieu Of Insurance	—	1,295	5,600	5,600	5,600
602309	Basic Life Insurance	—	—	300	300	400
602311	Long-Term Disability Ins	—	—	200	200	700
602400	Workers' Compensation	3,600	3,600	3,200	3,200	3,700
	Sub-Total	10,800	38,640	166,800	166,800	179,400
	Operating Expense					
604001	Travel & Training	—	1,950	1,950	1,950	3,000
604500	Risk Internal Svcs Charge	400	1,700	1,400	1,400	1,300
604550	Health Ins Internal Serv Chg	1,200	700	600	600	—
604989	IT Internal Svcs Charge	6,000	7,200	7,100	7,100	6,800
605100	Office Supplies	—	357	600	600	600
605120	Computer Operating Expenses	—	—	400	—	400
605410	Subscriptions & Memberships	—	—	200	200	—
	Sub-Total	7,600	11,907	12,250	11,850	12,100
	Total	**$ 18,400**	**$ 50,547**	**$ 179,050**	**$ 178,650**	**$ 191,500**

Grants Administration—001-10-103-513-

Object #	Account Description	FY 2021 Actual	FY 2022 Actual	FY 2023 Budget	FY 2023 Revised	FY 2024 Budget
	Personnel Services					
601200	Employee Salaries	$ 166,481	$ 168,697	$ 225,300	$ 225,300	$ 277,500
601205	Lump Sum Payout - Accrued Time	21,971	9,728	15,800	15,800	16,200
601210	Non-Pensionable Earnings	—	2,000	—	—	—
602100	FICA & MICA	13,984	14,028	18,400	18,400	22,500
602210	Pension-General	—	—	—	—	13,300
602235	Pension-Senior Mgmt	33,100	36,200	49,000	49,000	48,400
602265	Pension-457	4,960	5,055	5,300	5,300	8,300
602304	Health Insurance-PPO	—	13,202	16,700	16,700	14,600
602305	Health Insurance-HMO	31,532	26,459	23,900	23,900	—
602306	Dental Insurance-PPO	1,278	1,278	1,300	1,300	1,700
602309	Basic Life Insurance	355	538	600	600	800
602311	Long-Term Disability Ins	90	133	300	300	1,600
602312	HDHP Aetna	—	—	—	—	7,100
602313	HSA Payflex	—	—	—	—	1,600
602400	Workers' Compensation	10,700	10,700	9,600	9,600	10,900
	Sub-Total	284,451	288,018	366,200	366,200	424,500
	Operating Expense					
603190	Prof Svcs-Other	13,370	21,210	50,000	55,000	40,000
604001	Travel & Training	(170)	—	4,650	57	7,200
604500	Risk Internal Svcs Charge	600	2,600	2,100	2,100	2,000
604550	Health Ins Internal Serv Chg	10,100	5,500	5,200	5,200	3,300
604650	R&M Office Equip	—	—	300	300	—
604700	Printing & Binding Svc	—	—	300	300	—
604920	License & Permit Fees	8,085	9,298	10,000	—	7,500
604989	IT Internal Svcs Charge	14,900	18,000	21,500	21,500	20,300
605100	Office Supplies	475	24	1,000	1,000	1,000
605120	Computer Operating Expenses	—	—	700	700	700
605250	Noncap Furn (Item less 5000)	270	—	600	600	600
605410	Subscriptions & Memberships	249	673	400	400	600
605500	Training-General	862	—	—	893	—
	Sub-Total	48,740	57,304	96,750	88,050	83,200
	Total	**$ 333,191**	**$ 345,323**	**$ 462,950**	**$ 454,250**	**$ 507,700**

Financial Services Budget Justification

Object #	Account Description	Justification
Revenue		
316000	Local Business Tax	This revenue source is derived from all businesses that operate within the City. The fees for the various types of businesses are set by ordinance. Per Florida Statutes, Local Business Tax Fees can be increased every other year by no more than 5%.
347345	Credit Card Fee	Credit card fee of to help recover credit card fees charged by our electronic vendors for all credit/debit card transactions. Fee is consistent with fees charged by other municipalities.
349000	Lien Research	This revenue is charged to cover the costs for lien research which is primarily done when property changes ownership, and to cover the costs for validation of lien search certification.
Expense		
601400	Overtime-General	Overtime is necessary to meet commitments and scheduled deadlines such as, software conversion, billing, counter customer service, etc. Implementation of ERP modules continues. Revenue Enhancement: $26,200 - General Support; $45,000 - Utility Billing - General Support
601410	Overtime-Holiday	This expenditure is for overtime hours worked on contractual holidays per the individual collective bargaining agreements. $8,800 - Revenue Enhancement - Overtime - Holiday - Clerical Support; $2,600 - Utility Billing - Overtime - Holiday - Clerical Support
603190	Prof Svcs-Other	Professional Services for costs to be incurred for non-employee services including actuarial, grant writing and system support provided by Third Party vendors as listed below: $2,000 - Administration (GASB Implementation of Capital Leases) $66,500 - Revenue Enhancement (AMI Risk Consultants for Self Insurance Program $3,500, GRS for OPEB $20,000, GRS for Pension Actuarial Analysis $10,000, Excess Benefit $5,000, DAC for Disseminating $3,000, Arbitrage Compliance Specialists for Arbitrage Reports $5,000, Other Audits for Waste Pro and KlassEx $20,000) $40,000 - Grants (Grant Subscription & Service Agreement)
603200	Audit Fees	Contracted cost between the City and its external auditors for the annual year-end financial audit. The cost is allocated between Financial Services (General Fund-001) and Utility Billing (Utility Fund-410) as shown below: $94,000 - Financial Services (General Fund-001) $56,000 - Utility Billing (Utility Fund-410)
603425	Software License & Maint	This expense is for the City's Annual Comprehensive Financial Report (ACFR) software annual maintenance cost of $40,000 - Workiva. Debtbook GASB 87 Software License $10,000.
603470	Temporary Help	This account represents costs associated with providing additional professional staff for clerical support to maintain work flow during extended employee absences. $6,300 - Revenue Enhancement - Temporary Services - Clerical Support
604001	Travel & Training	This account is for out-of-town travel and accommodations associated with specialized training and required certification courses or conferences, including GFOA, FGFOA, etc., includes registration, airline travel, meals, etc.
604200	Postage	Represents allocated costs for mail, as well as delivery services for U.P.S. and Federal Express. Accounting & Revenue Enhancement: The amount of outgoing mail for Accounts Payable, Payroll and Business Tax is substantial.
604301	Electricity Svcs	This account represents allocated costs for electricity usage.
604500	Risk Internal Svcs Charge	This is a restricted account for allocated property and liability insurance premiums as provided by HR-Risk Management.
604550	Health Ins Internal Serv Chg	Funds the City's wellness program that encourage employees to adopt healthy habits through education, incentives and an on-site clinic.
604650	R&M Office Equip	Represents costs associated with repair and maintenance of small office equipment.
604700	Printing & Binding Svc	Administration & Accounting & Revenue Enhancement: Costs for the Annual Comprehensive Financial Report (ACFR), payroll documents, occupational licenses, cash receipts and accounts payable. Reporting and Training: Manuals and training materials. Grants Management: Grant packets and other required materials.
604901	Credit Card Svcs Fees	Bank charges for handling credit card payments.
604916	Administrative Expense	To provide for various administrative expenses incurred.
604920	License & Permit Fees	Grants Administration: Annual Subscription - Grants Search Engine $7,500
604950	Employee Awards	To promote employee morale and team building.
604989	IT Internal Svcs Charge	This account is for technology related costs such as leased computers, internet, intranet, land lines, network, telephone, software licenses, database needs and support services.
605100	Office Supplies	Costs pertaining to the purchase of basic and other miscellaneous small desk supplies.
605120	Computer Operating Expenses	Costs for Print Management Service Agreement and department's computer related items.
605240	Uniforms Cost	This cost is to provide uniforms to customer service employees to portray a professional appearance.
605250	Noncap Furn (Item less 5000)	This is for furniture that cost less than $5,000 per unit. Administration and Accounting & Revenue Enhancement: Cubicle panels and desk chairs and other items, such as file cabinets, as needed. Grants Administration: To provide for necessary furnishings as needed.

Object #	Account Description	Justification
605290	Other Operating Supplies	This cost is for supplies not specified in other line items.
605410	Subscriptions & Memberships	This account is for memberships in professional associations, subscriptions and for books, manuals and publications necessary for staff to retain professional and technical certifications. Some memberships & publications include: Government Finance Officers Association (GFOA), Florida Government Finance Officers Association (FGFOA), CPA License renewals, etc. $3,700 - Administration (AICPA - $1,600; FGFOA - $100; SFGFOA - $75; GAAFR Newsletter - $100; GASB Pronouncements & Other Publications - $750; CPA Certification - $275; CGFO - $100; GFOA - $500; FICPA - $200) $2,800 - Revenue Enhancement (AICPA - $300; FGFOA - $800; SFGFOA - $250; GFOA - $750; FICPA - $200; Payroll Association - $500) $600 - Grants - (NGMA $600)
605500	Training-General	Training - General is available for Continuing Professional Education (CPE) Credits for staff ongoing training and development. $1,000 - Administration $1,500- Revenue Enhancement - Pryor Training/Seminars
605510	Tuition Reimbursement	Education assistance to permanent employees that is associated with a certificate or degree program at a community college or state college/university. Education must be related to the employee's present position or have the ability to assist in a promotional opportunity. The cost covers books and lab fees associated with the course. $2,900 - Tuition Reimbursement - Administration - Continuing Education $4,000 - Tuition Reimbursement - Revenue Enhancement - Continuing Education

Procurement

Mission

To acquire commodities, services and construction effectively and to optimize the resources of the City for maximum savings and best value to the citizens of Miramar.

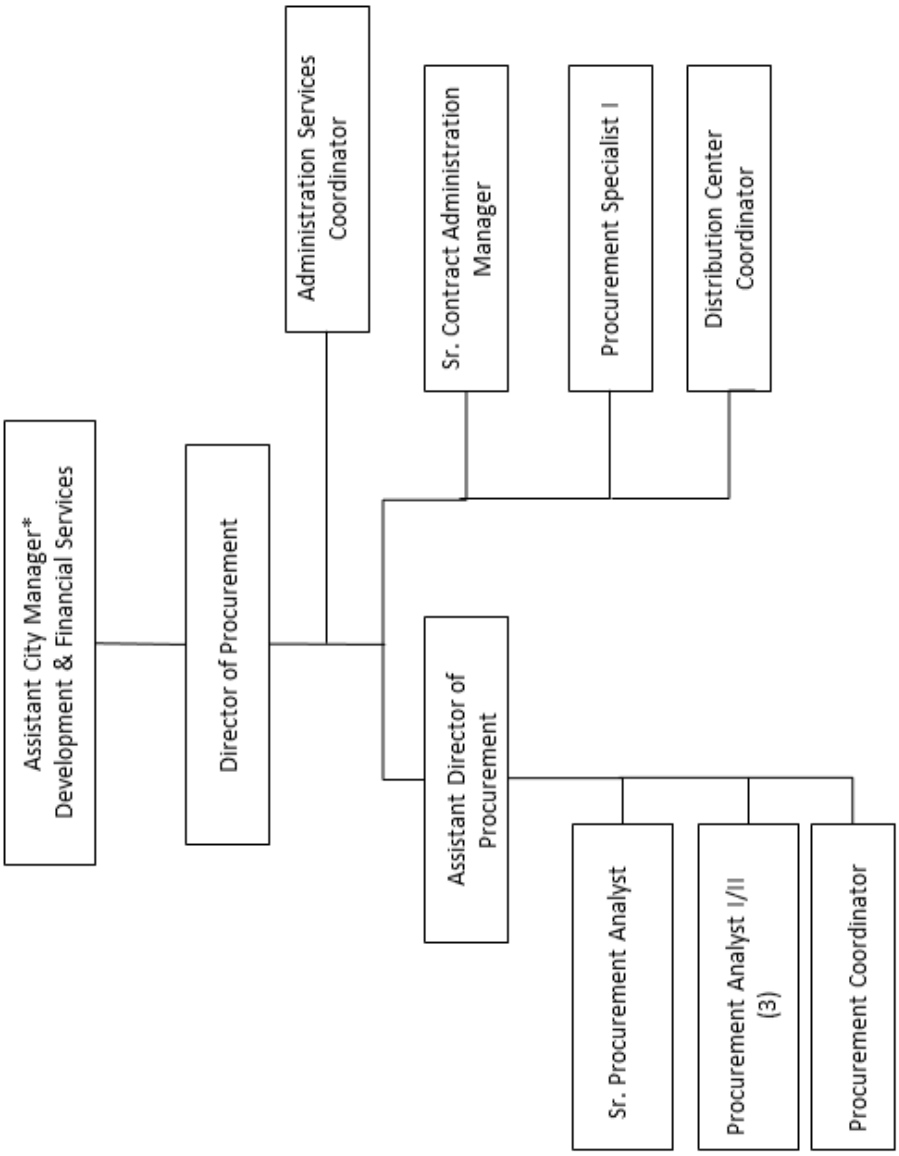

* Budgeted in the Office of the City Manager

Department Overview

The Procurement Department is responsible for managing the purchasing activities of the organization. This includes the acquisition of goods, services and construction in accordance with the City's Code, Broward County Code, Florida State Statutes and Federal Law. This department is dedicated to open competition, transparency and fairness in all procurement. The department is also responsible for disposing of the City's surplus property through auctions. Through the implementation of the new Enterprise Resource Planning (ERP) system, procurement operations has migrated to a paperless business model.

As indicated in the Position Detail, this department is comprised of 11 full-time budgeted positions. The two (2) major programs are:

1. Procurement Operations
2. Mailroom Operations

FY 2023 Accomplishments

- Conducted multiple internal department trainings on various Procurement topics.
- Procurement Department survey conducted with internal customers with an average of 90% positive results.
- Internal audit conducted for procurement and contract compliance and there were no significant findings.
- Received the Achievement of Excellence in Procurement award for 2023.

FY 2024 Goals

- Manage and facilitate City auctions and manage P-Card program to enhance revenue for the City.
- Provide continuous training opportunities to reflect industry best practices for our internal and external customers.
- Application for 2024 Achievement of Excellence in Procurement award.

Procurement Department Team Building Retreat

Program Revenues, Expenditures and Positions Summary

	FY 2021 Actual	FY 2022 Actual	FY 2023 Budget	FY 2023 Revised	FY 2024 Budget
Dedicated Revenues					
Procurement Operations	**$ 362,086**	**$ 294,181**	**$ 452,000**	**$ 452,000**	**$ 226,000**
Expenditures by Program					
Procurement Operations	$ 1,069,219	$ 1,162,534	$ 1,239,350	$ 1,291,150	$ 1,363,340
Mailroom Operations	260,964	276,376	267,000	292,100	280,900
Total	**$ 1,330,183**	**$ 1,438,910**	**$ 1,506,350**	**$ 1,583,250**	**$ 1,644,240**
Expenditures by Category					
Personnel Services	$ 1,218,179	$ 1,287,477	$ 1,340,700	$ 1,417,600	$ 1,470,500
Operating Expense	112,003	147,833	161,950	161,950	169,440
Capital Outlay	—	3,600	3,700	3,700	4,300
Total	**$ 1,330,183**	**$ 1,438,910**	**$ 1,506,350**	**$ 1,583,250**	**$ 1,644,240**
Positions by Program					
Procurement Operations	7.00	8.00	8.00	8.00	9.00
Mailroom Operations	2.00	2.00	2.00	2.00	2.00
Total	**9.00**	**10.00**	**10.00**	**10.00**	**11.00**
Position Detail					
Administration Services Coordinator	1.00	1.00	1.00	1.00	1.00
Assistant Director of Procurement	—	1.00	1.00	1.00	1.00
Contract Administration Manager	1.00	1.00	1.00	—	—
Director of Procurement	1.00	1.00	1.00	1.00	1.00
Distribution Center Coordinator	—	—	—	1.00	1.00
Procurement Administrator	1.00	—	—	—	—
Procurement Analyst I/II*	2.00	3.00	3.00	2.00	3.00
Procurement Coordinator	1.00	1.00	1.00	1.00	1.00
Procurement Specialist I/II/III*	2.00	2.00	2.00	1.00	1.00
Senior Contract Administration Manager	—	—	—	1.00	1.00
Senior Procurement Analyst	—	—	—	1.00	1.00
Total FTE's	**9.00**	**10.00**	**10.00**	**10.00**	**11.00**

** Block Budgeting position*

Procurement Balanced Scorecard

Measures	Objectives	Series Status	FY 2022 Actual	FY 2023 Actual	FY 2024 Goal
Number of vendor workshops/outreach	Vendor and supplier outreach	Q4 Actual	2.00	2.00	
		YTD Actual	8.00	8.00	
		EOY Target	8.00	8.00	8.00
		% Target	100.00%	100.00%	
		% Goal	100.00%	100.00%	
Number of solicitations processed and recommended for award within 90 days	Improve the management of procurement processes	Q4 Actual	6.00	5.00	
		YTD Actual	18.00	22.00	
		EOY Target	25.00	20.00	20.00
		% Target	72.00%	110.00%	
		% Goal	100.00%	100.00%	
Number of pieces processed for mailing	Prompt and accurate distribution of mail	Q4 Actual	9,653.00	9,839.00	
		YTD Actual	34,505.00	35,125.00	
		EOY Target	55,000.00	30,000.00	30,000.00
		% Target	62.74%	117.08%	
		% Goal	100.00%	100.00%	
Meets budget target - Expenses	Finances	Q4 Actual	$373,929.52	$405,019.00	
		YTD Actual	$1,438,910.32	$1,577,334.00	
		EOY Target	$1,474,450.00	$1,577,334.00	$1,644,240.00
		% Target	97.59%	100.00%	
		% Goal	100.00%	100.00%	
Meets projected target - Expenses	Finances	Q4 Actual	$373,929.52	$405,019.00	
		YTD Actual	$1,438,910.32	$1,577,334.00	
		EOY Projection	$1,510,750.00	$1,571,473.00	$1,644,240.00
		% Target	95.24%	100.37%	
		% Goal	100.00%	100.00%	
Meets budget target - Revenues	Finances	Q4 Actual	$74,464.65	$14,311.00	
		YTD Actual	$294,180.95	$322,883.00	
		EOY Target	$292,000.00	$452,000.00	$226,000.00
		% Target	100.75%	71.43%	
		% Goal	100.00%	100.00%	

Procurement Balanced Scorecard

Measures	Objectives	Series Status	FY 2022 Actual	FY 2023 Actual	FY 2024 Goal
Meets projected target - Revenues	Finances	Q4 Actual	$74,464.65	$14,311.00	
		YTD Actual	$294,180.95	$322,883.00	
		EOY Projection	$452,000.00	$333,122.00	$226,000.00
		% Target	65.08%	96.93%	
		% Goal	100.00%	100.00%	
Number of training sessions hosted by Procurement for City Depts.	Expand City-wide training for end-users	Q4 Actual	2.00	3.00	
		YTD Actual	11.00	10.00	
		EOY Target	8.00	8.00	8.00
		% Target	137.50%	125.00%	
		% Goal	100.00%	100.00%	
Number of transactions spot audit performed	Munis Transactions Spot Audit	Q4 Actual	4.00	3.00	
		YTD Actual	11.00	11.00	
		EOY Target	10.00	10.00	10.00
		% Target	110.00%	110.00%	
		% Goal	100.00%	100.00%	
Increase the number of small dollar transactions.		Q4 Actual	(54)%	3,285.00	
		YTD Actual	80 %	11,928.00	
		EOY Target	100 %	10,000.00	10,000.00
		% Target	80.00%	119.28%	
		% Goal	100.00%	100.00%	
Number of training hours attended per staff	Procurement Training and Development	Q4 Actual	24.00	24.00	
		YTD Actual	62.00	68.00	
		EOY Target	40.00	60.00	60.00
		% Target	155.00%	113.33%	
		% Goal	100.00%	100.00%	
Number of seminars/ cooperative meetings attended	Attend seminars and monthly NIGP meetings	Q4 Actual	2.00	2.00	
		YTD Actual	9.00	8.00	
		EOY Target	8.00	8.00	8.00
		% Target	112.50%	100.00%	
		% Goal	100.00%	100.00%	

FY23 actuals (revenues and expenses) are as of 11/08/2023.

End of year targets exclude year-end budget amendments.

Procurement FTE's by Program

Procurement Operations

Provides cost savings initiatives through the purchase of goods, services and construction at the best value to support City operations in accordance with the City's Code, Broward County Code, Florida State Statutes and Federal Law.

FY 23	FY 24
8.00	9.00

Mailroom Operations

Ensures that all mail is sent out, received and distributed in a timely and safe manner. Mailroom Operations further ensures the safety of Miramar employees from threats and contamination received through the mail.

FY 23	FY 24
2.00	2.00

Procurement Operations—Program 120

Description

The Procurement Operations Program provides cost savings initiatives through the purchase of goods, services and construction at the best value to support City operations.

Dedicated Revenues	Object Code	FY 2021 Actual	FY 2022 Actual	FY 2023 Budget	FY 2023 Revised	FY 2024 Budget
Franchise Fee-Towing Services	323900	$ 142,000	$ 142,000	$ 142,000	$ 142,000	$ 42,000
Vending Services	349010	6,931	14,126	10,000	10,000	14,000
Disposal of Fixed Assets-Governmental	364100	171,626	85,996	100,000	100,000	100,000
P-Card Rebates	369915	41,528	52,059	200,000	200,000	70,000
Total		**$ 362,086**	**$ 294,181**	**$ 452,000**	**$ 452,000**	**$ 226,000**
Expenditures by Category						
Personnel Services		$ 994,246	$ 1,053,554	$ 1,116,900	$ 1,168,700	$ 1,233,300
Operating Expense		74,973	108,980	122,450	122,450	130,040
Departmental Capital Outlay		—	—	—	—	—
Total		**$ 1,069,219**	**$ 1,162,534**	**$ 1,239,350**	**$ 1,291,150**	**$ 1,363,340**
Percent of Time by Position						
Administration Services Coordinator		1.00	1.00	1.00	1.00	1.00
Assistant Director of Procurement		—	1.00	1.00	1.00	1.00
Contract Administration Manager		1.00	1.00	1.00	—	—
Director of Procurement		0.75	0.75	0.75	0.75	0.75
Procurement Administrator		1.00	—	—	—	—
Procurement Analyst I/II		2.00	3.00	3.00	2.00	3.00
Procurement Coordinator		0.75	0.75	0.75	0.75	0.75
Procurement Specialist I/II/III		0.50	0.50	0.50	0.50	0.50
Senior Contract Administration Manager		—	—	—	1.00	1.00
Senior Procurement Analyst		—	—	—	1.00	1.00
Total		**7.00**	**8.00**	**8.00**	**8.00**	**9.00**

Mailroom Operations—Program 121

Description

This program provides a vital service to City departments and to the citizens of Miramar. It ensures that all mail is sent out, received and distributed in a timely and safe manner. Mailroom Operations further ensures the safety of Miramar employees from threats and contamination received through the mail.

Dedicated Revenues	Object Code	FY 2021 Actual	FY 2022 Actual	FY 2023 Budget	FY 2023 Revised	FY 2024 Budget
None		**$ —**	**$ —**	**$ —**	**$ —**	**$ —**
Expenditures by Category						
Personnel Services		$ 223,933	$ 233,923	$ 223,800	$ 248,900	$ 237,200
Operating Expense		37,030	38,854	39,500	39,500	39,400
Departmental Capital Outlay		—	3,600	3,700	3,700	4,300
Total		**$ 260,964**	**$ 276,376**	**$ 267,000**	**$ 292,100**	**$ 280,900**
Percent of Time by Position						
Director of Procurement		0.25	0.25	0.25	0.25	0.25
Distribution Center Coordinator		—	—	—	1.00	1.00
Procurement Coordinator		0.25	0.25	0.25	0.25	0.25
Procurement Specialist I/II/III		1.50	1.50	1.50	0.50	0.50
Total		**2.00**	**2.00**	**2.00**	**2.00**	**2.00**

Procurement Operations—001-11-120-513-

Object #	Account Description	FY 2021 Actual	FY 2022 Actual	FY 2023 Budget	FY 2023 Revised	FY 2024 Budget
	Personnel Services					
601200	Employee Salaries	$ 585,253	$ 624,698	$ 723,600	$ 723,600	$ 820,100
601205	Lump Sum Payout - Accrued Time	75,432	96,222	64,600	116,400	71,700
601210	Non-Pensionable Earnings	—	3,866	—	—	—
601215	Communication Stipend	9,150	9,300	10,100	10,100	11,100
601220	Longevity	1,185	1,746	2,000	2,000	3,500
601400	Overtime-General	451	153	1,000	1,000	1,000
602100	FICA & MICA	50,830	55,567	59,000	59,000	68,600
602210	Pension-General	61,600	48,300	54,900	54,900	36,500
602235	Pension-Senior Mgmt	74,500	69,100	53,900	53,900	64,400
602265	Pension-457	16,078	18,720	22,200	22,200	23,600
602300	Pmt In Lieu Of Insurance	—	—	—	—	2,800
602304	Health Insurance-PPO	—	13,202	16,700	16,700	14,600
602305	Health Insurance-HMO	69,801	64,222	59,300	59,300	61,800
602306	Dental Insurance-PPO	3,135	3,244	3,300	3,300	4,100
602307	Dental Insurance-HMO	315	249	400	400	200
602309	Basic Life	1,344	1,987	2,100	2,100	2,400
602311	Long-Term Disability	259	396	1,000	1,000	4,600
602312	HDHP Aetna	16,463	15,533	18,100	18,100	14,100
602313	HSA Payflex	3,850	2,450	2,800	2,800	3,200
602400	Workers' Compensation	24,600	24,600	21,900	21,900	25,000
	Sub-Total	994,246	1,053,554	1,116,900	1,168,700	1,233,300
	Operating Expense					
603400	Contract Svc-Other	79	111	150	150	150
604001	Travel & Training	—	—	2,200	5,700	2,200
604301	Electricity Svcs	1,805	3,076	3,000	3,000	3,100
604403	Leased Building	—	—	600	600	600
604500	Risk Internal Svcs Charge	1,300	5,600	4,500	4,500	4,200
604550	Health Ins Internal Serv Chg	21,800	11,800	11,300	11,300	13,000
604700	Printing & Binding Svc	—	240	500	500	700
604890	Special Events-Other	1,565	2,305	7,000	5,500	6,000
604910	Advertising Costs	487	1,238	3,500	3,500	2,500
604950	Employee Awards	—	4,045	6,500	6,500	6,500
604989	IT Internal Svcs Charge	42,500	58,400	58,000	58,000	61,900
604997	Other Operating Expenses	553	9,884	2,000	1,000	3,000
605100	Office Supplies	1,266	1,158	1,500	1,500	1,500
605120	Computer Operating Expenses	1,047	679	1,200	1,200	2,000
605220	Vehicle Fuel-On-Site	448	—	—	—	—
605240	Uniforms Cost	—	378	1,000	1,000	1,000
605250	Noncap Furn (Item less 5000)	—	5,000	5,000	—	5,000
605251	Noncap Equip (Item less 5000)	—	—	—	—	2,190
605290	Other Operating Supplies	154	251	500	500	500
605410	Subscriptions & Memberships	1,630	1,915	4,000	5,000	4,000
605500	Training-General	339	2,900	6,000	7,500	6,000
605510	Tuition Reimbursement	—	—	4,000	5,500	4,000
	Sub-Total	74,973	108,980	122,450	122,450	130,040
	Total	**$ 1,069,219**	**$ 1,162,534**	**$ 1,239,350**	**$ 1,291,150**	**$ 1,363,340**

Mailroom Operations—001-11-121-513-

Object #	Account Description	FY 2021 Actual	FY 2022 Actual	FY 2023 Budget	FY 2023 Revised	FY 2024 Budget
	Personnel Services					
601200	Employee Salaries	$ 129,545	$ 130,669	$ 148,500	$ 148,500	$ 153,000
601205	Lump Sum Payout - Accrued Time	10,501	10,823	8,500	19,400	10,600
601210	Non-Pensionable Earnings	—	866	—	—	—
601215	Communication Stipend	2,650	2,250	2,300	2,300	2,000
601220	Longevity Pay	—	402	600	600	700
601400	Overtime-General	190	236	1,500	1,500	1,000
601410	Overtime-Holiday	—	—	500	500	500
602100	FICA & MICA	10,931	11,163	12,000	12,000	12,500
602210	Pension-General	22,700	25,200	21,200	21,200	20,500
602235	Pension-Senior Mgmt	7,600	15,200	—	—	—
602265	Pension-457	2,032	1,766	2,300	2,300	2,400
602300	Pmt In Lieu Of Insurance	—	—	—	—	2,800
602304	Health Insurance-PPO	—	—	—	14,200	14,600
602305	Health Insurance-HMO	26,353	24,729	18,100	18,100	6,600
602306	Dental Insurance-PPO	1,142	1,016	900	900	800
602307	Dental Insurance-HMO	20	—	—	—	—
602309	Basic Life	256	353	400	400	500
602311	Long-Term Disability	78	105	200	200	900
602312	HDHP Aetna	1,985	1,194	—	—	—
602313	HSA Payflex	350	350	—	—	—
602400	Workers' Compensation	7,600	7,600	6,800	6,800	7,800
	Sub-Total	223,933	233,923	223,800	248,900	237,200
	Operating Expense					
604200	Postage	2,923	2,441	3,600	3,600	3,600
604400	Leased Equipment	6,795	7,076	7,000	7,500	7,500
604500	Risk Internal Svcs Charge	600	2,600	2,100	2,100	2,000
604550	Health Ins Internal Serv Chg	8,200	4,400	4,200	4,200	2,900
604610	Fleet Internal Svcs Charge	4,900	4,400	5,800	5,800	7,100
604625	R&M Equipment	—	—	200	200	200
604989	IT Internal Svcs Charge	11,900	14,400	14,300	14,300	13,600
604997	Other Operating Expenses	428	254	500	—	500
605100	Office Supplies	41	—	200	200	200
605220	Vehicle Fuel-On-Site	1,244	3,283	1,600	1,600	1,800
	Sub-Total	37,030	38,854	39,500	39,500	39,400
	Departmental Capital Outlay					
606441	Vehicle Replacement Program	—	3,600	3,700	3,700	4,300
	Sub-Total	—	3,600	3,700	3,700	4,300
	Total	**$ 260,964**	**$ 276,376**	**$ 267,000**	**$ 292,100**	**$ 280,900**

Object #	Account Description	Justification
Revenue		
323900	Fran Fee-Towing	Revenues generated from the City's Towing Franchise agreement for towing within the city limits.
349010	Vending Services	The Contractor pays to the City a commission as a percentage of gross sales collected from the vending machine.
364100	Disp of Fixed Assets-Gov't	Revenues generated from on-line and live auctions of vehicles, equipment and items declared a surplus.
369915	P-Card Rebates	Revenues generated from rebates from purchases made by utilizing the City's Purchase Card program.
Expense		
601400	Overtime-General	Overtime is necessary to meet commitments, such as agenda distribution to elected officials as needed.
601410	Overtime-Holiday	This expenditure is for regular and overtime hours worked on contractual holidays per the individual collective bargaining agreements.
603400	Contract Svc-Other	This cost is for paper shredding for monthly document disposal - $150
604001	Travel & Training	This account is for out-of-town travel and accommodations for specialized training and certification courses or conferences, which includes registration, airline travel, meals, etc.
604200	Postage	This cost is for general mail and the city's two post office boxes for an annual fee of $1,300 each, as well as special, bulk, certified, FedEx and UPS - $1,000
604301	Electricity Svcs	This account represents allocated costs for electricity usage.
604400	Leased Equipment	This represents monthly cost for the leasing of mailing machines.
604403	Leased Building	Annual rent charge for warehouse space to temporarily store surplus assets awaiting sale. Expense is funded from the Surplus Property Revenue Account # 364100 - $600
604500	Risk Internal Svcs Charge	This is a restricted account for allocated property and liability insurance premiums as provided by HR-Risk Management.
604550	Health Ins Internal Serv Chg	Funds the City’s wellness program that encourage employees to adopt healthy habits through education, incentives and an on-site clinic.
604610	Fleet Internal Svcs Charge	This account is for repair and maintenance of city vehicles as per PW-Fleet Maintenance.
604625	R&M Equipment	This line item represents the maintenance and repair of the department's mail opener.
604700	Printing & Binding Svc	This line item represents the costs of printing brochures, business cards, pamphlets, handouts, training material for Procurement led training, and other Procurement events.
604890	Special Events-Other	This cost is for the Annual Reverse Trade shows and two vendor training seminars hosted by the Procurement Department.
604910	Advertising Costs	This cost is for advertising to satisfy the legal requirements of Florida State Statutes and City Code for Invitations for Bids (IFB's), Request for Qualifications (RFQ's) and Request for Proposals (RFP's).
604950	Employee Awards	A portion of the revenue generated from the City’s vending machine contract come from employee use of the vending machines in break rooms and other locations throughout the City. This line utilizes a portion of the revenue to give back to the employees for employee awards and recognition.
604989	IT Internal Svcs Charge	This account is for technology related costs such as leased computers, internet, intranet, land lines, network, telephone, software licenses, database needs and support services.
604997	Other Operating Expenses	This cost is for hosting NIGP meetings and various Procurement related events.
605100	Office Supplies	Costs for this line item include essential office supplies, miscellaneous small desk supplies, and paper.
605120	Computer Operating Expenses	This line item is for the Print Management Service Agreement and computer related items.
605220	Vehicle Fuel-On-Site	This account covers the cost of gas and oil used for city vehicles as provided by PW-Fleet Maintenance.
605240	Uniforms Cost	This cost is to provide uniforms to customer service employees to portray a professional appearance.
605250	Noncap Furn (Item less 5000)	This line item is for furniture and fixture that cost less than $5,000. Cubicles Renovation-Furniture.
605251	Noncap Equip (Item less 5000)	Account used for noncapital equipment items that cost under $5,000 each.
605290	Other Operating Supplies	This cost is for supplies that are not accounted for in other line item, such as emergency preparedness supplies.
605410	Subscriptions & Memberships	This account is for memberships in professional associations, subscriptions and for books, manuals and publications necessary for staff to retain professional and technical certifications. Some memberships & publications include: NIGP $2,000; South FL NIGP Chapter $1000; Fappo $500; NPPGov $500.

Object #	Account Description	Justification
605500	Training-General	This is for ongoing staff development for employees with specialized training requirement and continued professional education. Certifications must be kept current. Trainings must be attended regularly to maintain certifications. Certifications include but are not limited to CPPO, CPPB, and CPM. NIGP and Fappo training for all employees.
605510	Tuition Reimbursement	Education assistance to permanent employees that is associated with a certificate or degree program at a community college or state college/university. Education must be related to the employee's present position or have the ability to assist in a promotional opportunity. The cost covers books and lab fees associated with the course.
606441	Vehicle Replacement Program	This budgeted amount is for escrow for future vehicle replacements.

MIRAMAR
BEAUTY AND PROGRESS
EST 1955

Management and Budget

Mission

To provide budgetary, operational and management analysis to stakeholders in order to maintain financial stability, increase operational efficiency and sustain governmental accountability.

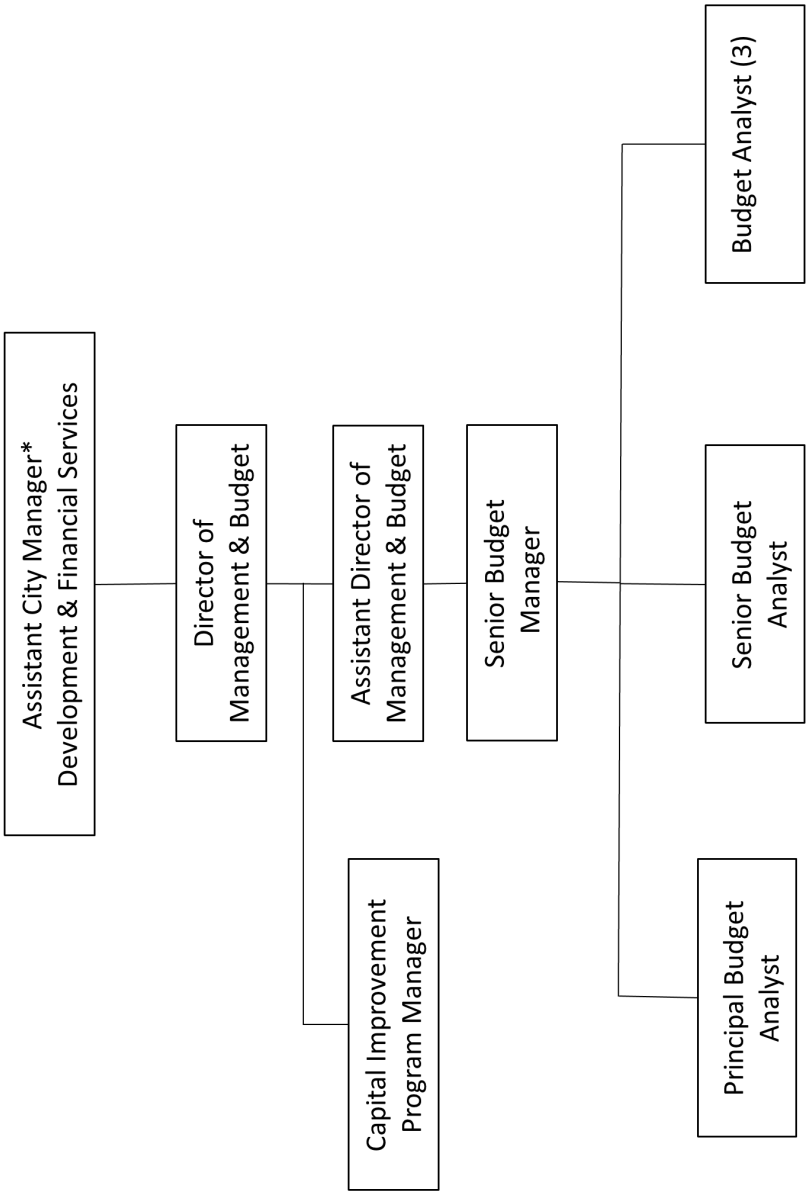

*Budgeted in the Office of the City Manager

Department Overview

The Management and Budget Department works closely with all of the City departments to prepare the City's Annual Operating Budget, Capital Improvement Program Budget and the City's strategic and business plans. With the ongoing implementation of the program/performance based budget, it is envisioned that the department will become more management focused so as to monitor and enhance City services using various tools and principles such as the Balanced Scorecard system. The department conducts financial forecasting and research, performs financial management of the City's Capital Improvement Plan, performs operational process improvements, develops and implements the City's strategic and business plans and works with all departments to develop useful and meaningful performance measures and benchmarks.

As indicated in the Position Detail, this department is comprised of nine (9) full-time budgeted positions. The three (3) programs provided are:

1. Budget and Capital Project Management
2. Strategic Planning & Performance Management
3. Fiscal and Structural Innovation

FY 2023 Accomplishments

- Received the Distinguished Budget Presentation Award from GFOA.
- Migrating the annual publication of the Capital Improvement Program (CIP) to Workiva.
- Published the FY 2023 Adopted Budget Book.
- Published the FY 2023 – FY 2027 CIP Budget Book.
- Completed the FY 2022 – FY 2023 carryover process.
- Developing strategies to balance the FY 2024 budget.
- Updated the Fire Fee study and the General Fund Sustainability analysis.
- Manage and monitor 35 different funds in six categories.
- Actual within 2% of projected revenues for the past 5 years.
- Conducted the MBD FY24 February Process training with all departments.

FY 2024 Goals

- Migrate the CIP process to Workiva.
- Re-engineer and migrate the February process to the cloud.
- Revamp and automate position control.

The Management and Budget Team

Program Revenues, Expenditures and Positions Summary

	FY 2021 Actual	FY 2022 Actual	FY 2023 Budget	FY 2023 Revised	FY 2024 Budget
Dedicated Revenues					
None	**$ —**	**$ —**	**$ —**	**$ —**	**$ —**
Expenditures by Program					
Budget & Capital Project Management	$ 1,109,196	$ 1,136,315	$ 1,265,100	$ 1,124,657	$ 1,142,000
Strategic Planning & Performance Management	383,672	408,424	459,600	413,243	381,100
Fiscal & Structural Innovation	369,040	391,120	409,100	383,300	400,400
Total	**$ 1,861,908**	**$ 1,935,858**	**$ 2,133,800**	**$ 1,921,200**	**$ 1,923,500**
Expenditures by Category					
Personnel Services	$ 1,688,044	$ 1,711,254	$ 1,833,000	$ 1,672,500	$ 1,620,000
Operating Expense	173,864	224,604	300,800	248,700	303,500
Capital Outlay	—	—	—	—	—
Total	**$ 1,861,908**	**$ 1,935,858**	**$ 2,133,800**	**$ 1,921,200**	**$ 1,923,500**
Positions by Program					
Budget & Capital Project Management	5.65	5.65	5.65	5.65	5.65
Strategic Planning & Performance Management	1.55	1.55	1.55	1.55	1.55
Fiscal & Structural Innovation	1.80	1.80	1.80	1.80	1.80
Total	**9.00**	**9.00**	**9.00**	**9.00**	**9.00**
Position Detail					
Assistant Director of Management & Budget	1.00	1.00	1.00	1.00	1.00
Budget Analyst	1.00	2.00	2.00	3.00	3.00
Budget Manager	1.00	—	—	—	—
Chief Budget Officer	1.00	1.00	1.00	—	—
Capital Improvement Program Manager	—	—	—	1.00	1.00
Department Budget Coordinator	1.00	1.00	1.00	—	—
Director of Management & Budget	1.00	1.00	1.00	1.00	1.00
Principal Budget Analyst	2.00	1.00	1.00	1.00	1.00
Senior Budget Analyst	1.00	1.00	1.00	1.00	1.00
Senior Budget Manager	—	1.00	1.00	1.00	1.00
Total FTE's	**9.00**	**9.00**	**9.00**	**9.00**	**9.00**

Management and Budget Balanced Scorecard

Measures	Objectives	Series Status	FY 2022 Actual	FY 2023 Actual	FY 2024 Goal
Percentage of requisitions reviewed and processed within 2 business days	Enhance budget process	Q4 Actual	84.00%	93.00%	
		YTD Actual	92.45%	85.00%	
		EOY Target	94.00%	94.00%	94.00%
		% Target	98.35%	90.43%	
		% Goal	100.00%	100.00%	
Percentage of budget transfers reviewed and processed within 2 business days	Enhance budget process	Q4 Actual	94.00%	96.00%	
		YTD Actual	95.58%	94.50%	
		EOY Target	94.00%	94.00%	94.00%
		% Target	101.68%	100.53%	
		% Goal	100.00%	100.00%	
Number of visitors to the visual budget website	Provide transparent budgetary information to stakeholders	Q4 Actual	90.00	45.00	
		YTD Actual	328.00	267.00	
		EOY Target	500.00	350.00	350.00
		% Target	65.60%	76.29%	
		% Goal	100.00%	100.00%	
Meets budget target - Expenses	Finances	Q4 Actual	$562,951.17	$515,595.00	
		YTD Actual	$1,935,858.46	$1,819,120.00	
		EOY Target	$1,963,550.00	$2,133,800.00	$1,923,500.00
		% Target	98.59%	85.25%	
		% Goal	100.00%	100.00%	
Meets projected target - Expenses	Maintain a healthy fund balance	Q4 Actual	$562,951.17	$515,595.00	
	Finances Focus on ways to enhance revenues and reduce costs	YTD Actual	$1,935,858.46	$1,819,120.00	
		EOY Projection	$1,981,700.00	$1,889,770.00	$1,923,500.00
		% Target	97.69%	96.26%	
		% Goal	100.00%	100.00%	
Meets budget target - Revenues	Finances	Q4 Actual	$33,484,716.90	$25,201,783.00	
		YTD Actual	$153,848,154.84	$153,030,806.00	
		EOY Target	$143,020,128.00	$155,237,234.00	$161,136,389.00
		% Target	107.57%	98.58%	
		% Goal	100.00%	100.00%	

Management and Budget Balanced Scorecard

Measures	Objectives	Series Status	FY 2022 Actual	FY 2023 Actual	FY 2024 Goal
↑ Meets projected target - Revenues	Maintain a healthy fund balance	Q4 Actual	$33,484,716.90	$25,201,783.00	
		YTD Actual	$153,848,154.84	$153,030,806.00	
	Finances	EOY Projection	$143,874,077.00	$153,075,266.00	$161,136,389.00
		% Target	106.93%	99.97%	
		% Goal	100.00%	100.00%	
↑ GFOA annual Budget Presentation Award ratings	Enhance budget process	Q4 Actual	99.69%	99.69%	
		YTD Actual	99.69%	99.69%	
		EOY Target	82.00%	82.00%	82.00%
		% Target	121.57%	121.57%	
		% Goal	100.00%	100.00%	
↓ Number of coaching hours provided to City departments	Enhance budget process	Q4 Actual	3.80	9.50	
		YTD Actual	172.80	107.00	
		EOY Target	325.00	350.00	350.00
		% Target	53.17%	30.57%	
		% Goal	100.00%	100.00%	
↑ Percentage of position control transactions processed within 4 days	Enhance budget process	Q4 Actual	100.00%	91.00%	
		YTD Actual	85.75%	94.50%	
		EOY Target	90.00%	90.00%	90.00%
		% Target	95.28%	105.00%	
		% Goal	100.00%	100.00%	
↑ Comparison of General Fund YTD actual revenues versus budget	Enhance Revenues	Q4 Actual	101.65%	102.70%	
		YTD Actual	101.65%	102.70%	
		EOY Target	95.00%	95.00%	95.00%
		% Target	107.00%	108.11%	
		% Goal	100.00%	100.00%	
↓ Percent of departments that came in under budget	Reduce costs	Q4 Actual	64.70%	73.70%	
		YTD Actual	64.70%	73.70%	
		EOY Target	85.00%	85.00%	85.00%
		% Target	64.70%	73.70%	
		% Goal	100.00%	100.00%	

Management and Budget Balanced Scorecard

Measures	Objectives	Series Status	FY 2022 Actual	FY 2023 Actual	FY 2024 Goal
Projected Net General Fund Savings	Enhance Revenues	Q4 Actual	$12.80	$14.60	
		YTD Actual	$12.80	$14.60	
		EOY Projection	$3.50	$3.50	$3.50
	Reduce costs	% Target	365.71%	417.14%	
		% Goal	100.00%	100.00%	
Comparison of General Fund YTD actuals versus budgeted expenditures	Reduce costs	Q4 Actual	95.37%	95.70%	
		YTD Actual	95.37%	95.70%	
		EOY Target	96.00%	96.00%	96.00%
		% Target	99.34%	99.69%	
		% Goal	100.00%	100.00%	
Number of training hours attended by Budget staff	Staff development	Q4 Actual	13.45	49.50	
		YTD Actual	157.95	110.50	
		EOY Target	150.00	150.00	150.00
		% Target	105.30%	73.67%	
		% Goal	100.00%	100.00%	
Percentage of unrestricted General Fund balance available for use	Maintain a healthy fund balance	Q4 Actual	45.47%	58.00%	
		YTD Actual	45.47%	51.74%	
		EOY Target	45.00%	45.00%	45.00%
		% Target	101.04%	114.97%	
		% Goal	100.00%	100.00%	
Unassigned Fund Balance as a % of annual General Fund expenditures	Maintain a healthy fund balance	Q4 Actual	3.41%	4.26%	
		YTD Actual	3.41%	3.84%	
		EOY Target	5.50%	5.50%	5.50%
		% Target	62.00%	69.73%	
		% Goal	100.00%	100.00%	
Bond ratings evaluation from Moody's		Q4 Actual	2	2	
		YTD Actual	2	2	
		EOY Target	2	2	2
		% Target	100.00%	100.00%	
		% Goal	100.00%	100.00%	

FY23 actuals (revenues and expenses) are as of 11/08/2023.

End of year targets exclude year-end budget amendments.

Budget & Capital Project Management

Provides budgetary support services to all City departments in the development of the City's annual budget. Manages all aspects of the development of the City's budget, prepares revenue and expenditure projections, develops the City's capital improvement plan, coordinates citywide position control, implements budget monitoring and controls, monitors all requisitions for conformance with the budget and various other budget related activities.

FY 23	FY 24
5.65	5.65

Strategic Planning & Performance Management

Supports the creation and maintenance of the City's strategic and business plans as well as develops and maintains the Balanced Scorecard performance management system. Supports all levels of management to help align all work units to the City's Mission, Vision, Values, Goals and Objectives.

FY 23	FY 24
1.55	1.55

Fiscal & Structural Innovation

Focuses on looking for ways to enhance revenues and reduce costs. Proactively pursues ideas for revenue innovation to reduce the reliance on fund balance, conducts cost benefit and fiscal impact analyses, facilitates process improvement sessions with process stakeholders to help departments find efficiencies and measures resulting in performance improvement, and works with the grants program of finance to coordinate grant opportunities and applications citywide.

FY 23	FY 24
1.80	1.80

Budget & Capital Project Management—Program 153

Description

This program compiles and prepares the City's annual operating and capital improvement program (CIP) budgets, and conducts financial forecasting and trend analysis. It also conducts strategic planning with the City's departments in order to gauge their operations on an ongoing effort to move towards a program and performance budget.

Dedicated Revenues	Object Code	FY 2021 Actual	FY 2022 Actual	FY 2023 Budget	FY 2023 Revised	FY 2024 Budget
None		**$ —**	**$ —**	**$ —**	**$ —**	**$ —**
Expenditures by Category						
Personnel Services		$ 1,001,402	$ 1,004,781	$ 1,080,000	$ 989,700	$ 950,400
Operating Expense		107,794	131,534	185,100	134,957	191,600
Departmental Capital Outlay		—	—	—	—	—
Total		**$ 1,109,196**	**$ 1,136,315**	**$ 1,265,100**	**$ 1,124,657**	**$ 1,142,000**
Percent of Time by Position						
Assistant Director of Management & Budget		0.75	0.75	0.75	0.75	0.75
Budget Analyst		0.75	1.50	1.50	2.50	2.50
Chief Budget Officer		0.40	0.40	0.40	—	—
Capital Improvement Program Manager		—	—	—	0.40	0.40
Department Budget Coordinator		1.00	1.00	1.00	—	—
Director of Management & Budget		0.50	0.50	0.50	0.50	0.50
Principal Budget Analyst		1.25	0.50	0.50	0.50	0.50
Senior Budget Analyst		1.00	1.00	1.00	1.00	1.00
Total		**5.65**	**5.65**	**5.65**	**5.65**	**5.65**

Strategic Planning & Performance Management—Program 154

Description

This program supports the creation and maintenance of the City's Strategic and Business Plans as well as develops and maintains the Balanced Scorecard performance management system. Supports all levels of management to help align all work units to the City's Mission, Vision, Values, Goals and Objectives.

Dedicated Revenues	Object Code	FY 2021 Actual	FY 2022 Actual	FY 2023 Budget	FY 2023 Revised	FY 2024 Budget
None		**$ —**	**$ —**	**$ —**	**$ —**	**$ —**
Expenditures by Category						
Personnel Services		$ 330,602	$ 331,054	$ 359,200	$ 314,800	$ 284,300
Operating Expense		53,070	77,370	100,400	98,443	96,800
Departmental Capital Outlay		—	—	—	—	—
Total		**$ 383,672**	**$ 408,424**	**$ 459,600**	**$ 413,243**	**$ 381,100**
Percent of Time by Position						
Assistant Director of Management & Budget		0.25	0.25	0.25	0.25	0.25
Budget Analyst		0.25	0.50	0.50	0.50	0.50
Chief Budget Officer		0.30	0.30	0.30	—	—
Capital Improvement Program Manager		—	—	—	0.30	0.30
Director of Management & Budget		0.25	0.25	0.25	0.25	0.25
Principal Budget Analyst		0.50	0.25	0.25	0.25	0.25
Total		**1.55**	**1.55**	**1.55**	**1.55**	**1.55**

Fiscal & Structural Innovation—Program 155

Description

This program focuses on looking for ways to enhance revenues and reduce costs. Proactively pursues ideas for revenue innovation to reduce the reliance on fund balance, conducts cost-benefit and fiscal impact analyses, facilitates process improvement sessions with process stakeholders to help departments find efficiencies and measures resulting in performance improvement, and works with the grants program of Finance to coordinate grant opportunities and applications citywide.

Dedicated Revenues	Object Code	FY 2021 Actual	FY 2022 Actual	FY 2023 Budget	FY 2023 Revised	FY 2024 Budget
None		**$ —**	**$ —**	**$ —**	**$ —**	**$ —**
Expenditures by Category						
Personnel Services		$ 356,040	$ 375,420	$ 393,800	$ 368,000	$ 385,300
Operating Expense		13,000	15,700	15,300	15,300	15,100
Departmental Capital Outlay		—	—	—	—	—
Total		**$ 369,040**	**$ 391,120**	**$ 409,100**	**$ 383,300**	**$ 400,400**
Percent of Time by Position						
Budget Manager		1.00	—	—	—	—
Chief Budget Officer		0.30	0.30	0.30	—	—
Capital Improvement Program Manager		—	—	—	0.30	0.30
Director of Management & Budget		0.25	0.25	0.25	0.25	0.25
Principal Budget Analyst		0.25	0.25	0.25	0.25	0.25
Senior Budget Manager		—	1.00	1.00	1.00	1.00
Total		**1.80**	**1.80**	**1.80**	**1.80**	**1.80**

Budget & Capital Project Management—001-15-153-513-

Object #	Account Description	FY 2021 Actual	FY 2022 Actual	FY 2023 Budget	FY 2023 Revised	FY 2024 Budget
	Personnel Services					
601200	Employee Salaries	$ 626,629	$ 618,070	$ 674,600	$ 584,300	$ 604,700
601205	Lump Sum Payout - Accrued Time	58,499	72,320	92,100	92,100	34,800
601210	Non-Pensionable Earnings	5,112	7,362	—	—	—
601215	Communication Stipend	11,505	3,218	4,200	4,200	8,100
601220	Longevity Pay	4,709	6,175	6,900	6,900	1,700
602100	FICA & MICA	53,139	50,777	52,200	52,200	48,400
602210	Pension-General	—	—	—	—	20,900
602235	Pension-Senior Mgmt	143,800	139,900	128,600	128,600	116,100
602265	Pension-457	24,600	25,380	27,600	27,600	17,200
602300	Pmt In Lieu Of Insurance	14,674	8,794	9,800	9,800	5,600
602304	Health Insurance-PPO	11,941	12,690	12,500	12,500	—
602305	Health Insurance-HMO	24,809	37,637	49,900	49,900	66,800
602306	Dental Insurance-PPO	2,151	2,404	2,800	2,800	2,600
602307	Dental Insurance-HMO	387	146	100	100	300
602309	Basic Life Insurance	1,498	1,859	1,900	1,900	1,800
602311	Long-Term Disability Ins	249	350	1,000	1,000	3,400
602400	Workers' Compensation	17,700	17,700	15,800	15,800	18,000
	Sub-Total	1,001,402	1,004,781	1,080,000	989,700	950,400
	Operating Expense					
603192	Consulting Services	4,853	25,850	65,000	(61)	55,500
603425	Software License & Maint	32,029	29,954	38,600	38,600	38,100
604001	Travel & Training	—	—	2,500	2,500	5,000
604200	Postage	32	14	100	100	100
604301	Electricity Svcs	5,772	9,839	9,400	9,400	9,700
604500	Risk Internal Svcs Charge	1,200	5,100	4,200	4,200	3,900
604550	Health Ins Internal Serv Chg	10,600	5,700	5,500	5,500	9,100
604700	Printing & Binding Svc	10,218	8,408	6,500	10,027	9,500
604910	Advertising Costs	—	—	4,000	1,030	1,000
604950	Employee Awards	—	—	—	650	500
604989	IT Internal Svcs Charge	35,600	42,600	41,800	41,800	41,200
604998	Contingency	190	—	1,000	1,000	1,000
605100	Office Supplies	2,194	3,054	2,500	3,648	3,000
605120	Computer Operating Expenses	—	—	500	500	500
605250	Noncap Furn (Item less 5000)	2,351	—	500	11,106	10,500
605251	Noncap Equip (Item less 5000)	—	—	—	1,957	—
605410	Subscriptions & Memberships	1,090	1,015	1,500	1,500	1,500
605500	Training-General	1,665	—	1,500	1,500	1,500
	Sub-Total	107,794	131,534	185,100	134,957	191,600
	Total	**$ 1,109,196**	**$ 1,136,315**	**$ 1,265,100**	**$ 1,124,657**	**$ 1,142,000**

Strategic Planning & Performance Management—001-15-154-513-

Object #	Account Description	FY 2021 Actual	FY 2022 Actual	FY 2023 Budget	FY 2023 Revised	FY 2024 Budget
	Personnel Services					
601200	Employee Salaries	$ 205,797	$ 204,936	$ 222,300	$ 177,900	$ 184,100
601205	Lump Sum Payout - Accrued Time	22,167	24,584	33,400	33,400	8,400
601210	Non-Pensionable Earnings	1,704	1,186	—	—	—
601215	Communication Stipend	2,798	1,560	2,000	2,000	2,000
601220	Longevity Pay	1,689	2,255	2,600	2,600	900
602100	FICA & MICA	16,759	15,964	16,400	16,400	14,300
602210	Pension-General	—	—	—	—	7,000
602235	Pension-Senior Mgmt	46,800	45,300	42,300	42,300	34,600
602265	Pension-457	9,134	9,599	10,500	10,500	5,600
602300	Pmt In Lieu Of Insurance	4,208	2,967	4,200	4,200	2,800
602304	Health Insurance-PPO	3,980	4,230	4,200	4,200	—
602305	Health Insurance-HMO	5,413	8,180	11,700	11,700	13,400
602306	Dental Insurance-PPO	604	688	800	800	600
602307	Dental Insurance-HMO	129	49	—	—	100
602309	Basic Life Insurance	452	557	600	600	500
602311	Long-Term Disability Ins	70	96	300	300	1,000
602400	Workers' Compensation	8,900	8,900	7,900	7,900	9,000
	Sub-Total	330,602	331,054	359,200	314,800	284,300
	Operating Expense					
603192	Consulting Services	40,470	62,470	80,000	80,000	80,000
604500	Risk Internal Svcs Charge	500	2,100	1,800	1,800	1,700
604550	Health Ins Internal Serv Chg	2,900	1,600	1,500	1,500	2,100
604989	IT Internal Svcs Charge	9,200	11,200	11,100	11,100	10,500
605410	Subscriptions & Memberships	—	—	2,500	2,500	2,500
605510	Tuition Reimbursement	—	—	3,500	1,543	—
	Sub-Total	53,070	77,370	100,400	98,443	96,800
	Total	**$ 383,672**	**$ 408,424**	**$ 459,600**	**$ 413,243**	**$ 381,100**

Fiscal & Structural Innovation—001-15-155-513-

Object #	Account Description	FY 2021 Actual	FY 2022 Actual	FY 2023 Budget	FY 2023 Revised	FY 2024 Budget
	Personnel Services					
601200	Employee Salaries	$ 225,521	$ 237,634	$ 258,100	$ 232,300	$ 240,600
601205	Lump Sum Payout - Accrued Time	23,842	29,115	18,700	18,700	27,900
601210	Non-Pensionable Earnings	—	1,000	—	—	—
601215	Communication Stipend	3,023	3,023	3,500	3,500	3,500
601220	Longevity Pay	356	589	800	800	900
602100	FICA & MICA	18,094	19,406	19,200	19,200	20,200
602235	Pension-Senior Mgmt	51,500	49,000	55,500	55,500	56,900
602265	Pension-457	8,824	9,623	10,600	10,600	8,500
602300	Pmt In Lieu Of Insurance	1,403	1,403	2,800	2,800	2,800
602305	Health Insurance-HMO	5,413	5,826	5,700	5,700	5,000
602306	Dental Insurance-PPO	506	506	500	500	500
602307	Dental Insurance-HMO	180	176	200	200	200
602309	Basic Life Insurance	618	837	700	700	700
602311	Long-Term Disability Ins	81	119	400	400	1,400
602312	HDHP Aetna	7,880	8,364	9,100	9,100	7,100
602313	HSA Payflex	1,400	1,400	1,400	1,400	1,600
602400	Workers' Compensation	7,400	7,400	6,600	6,600	7,500
	Sub-Total	356,040	375,420	393,800	368,000	385,300
	Operating Expense					
604500	Risk Internal Svcs Charge	400	1,700	1,400	1,400	1,400
604550	Health Ins Internal Serv Chg	1,900	1,000	1,000	1,000	1,500
604989	IT Internal Svcs Charge	10,700	13,000	12,900	12,900	12,200
	Sub-Total	13,000	15,700	15,300	15,300	15,100
	Total	**$ 369,040**	**$ 391,120**	**$ 409,100**	**$ 383,300**	**$ 400,400**

Object #	Account Description	Justification
Expense		
603192	Consulting Services	Financial projection consultant $42,000 Other consulting services as needed $93,500
603425	Software License & Maint	This line item is for the purchase of software that will aid in the publication of annual budget document, CIP, and various other publications. OpenGov Visual Budget: $14,300 ClearPoint Balanced Scorecard Software: $18,000 Various Other Software: $5,800
604001	Travel & Training	This account is for out-of-town travel and accommodations for specialized training and certification courses or conferences, which includes registration, airline travel, meals, etc.
604200	Postage	This account represents allocated costs for mailings and delivery services for U.P.S. and Federal Express.
604301	Electricity Svcs	This account represents allocated costs for electricity usage.
604500	Risk Internal Svcs Charge	This is a restricted account for allocated property and liability insurance premiums as provided by HR-Risk Management.
604550	Health Ins Internal Serv Chg	Funds the City's wellness program that encourage employees to adopt healthy habits through education, incentives, and an on-site clinic.
604700	Printing & Binding Svc	Printing and binding services related to publishing of the annual budget book, CIP book, and other products.
604910	Advertising Costs	Costs related to mandated Budget related advertisements.
604950	Employee Awards	This line item is to pay for employee awards.
604989	IT Internal Svcs Charge	This account is for technology related costs such as leased computers, internet, intranet, land lines, network, telephone, software licenses, database needs and support services.
604998	Contingency	Unanticipated costs needed for emergency use.
605100	Office Supplies	This is for general office supplies.
605120	Computer Operating Expenses	This cost is associated with the purchase of computer related hardware, display screens, keyboards, etc., to support the necessary functions of the department.
605250	Noncap Furn (Item less 5000)	Noncapital furniture for enhanced storage and workplace efficiency.
605410	Subscriptions & Memberships	This line item is used to fund professional memberships and subscriptions with various organizations including: Government Finance Officers Association - $750 Florida Government Financial Officers Association - $750 Other memberships as needed - $2,500
605500	Training-General	This is for local specialized training requirements for certification maintenance.

MIRAMAR
BEAUTY AND PROGRESS
EST 1955

Police

Mission

"Serving our Community"
We will work as a unified organization through partnerships to provide an improved quality of life within a safe and secure community.

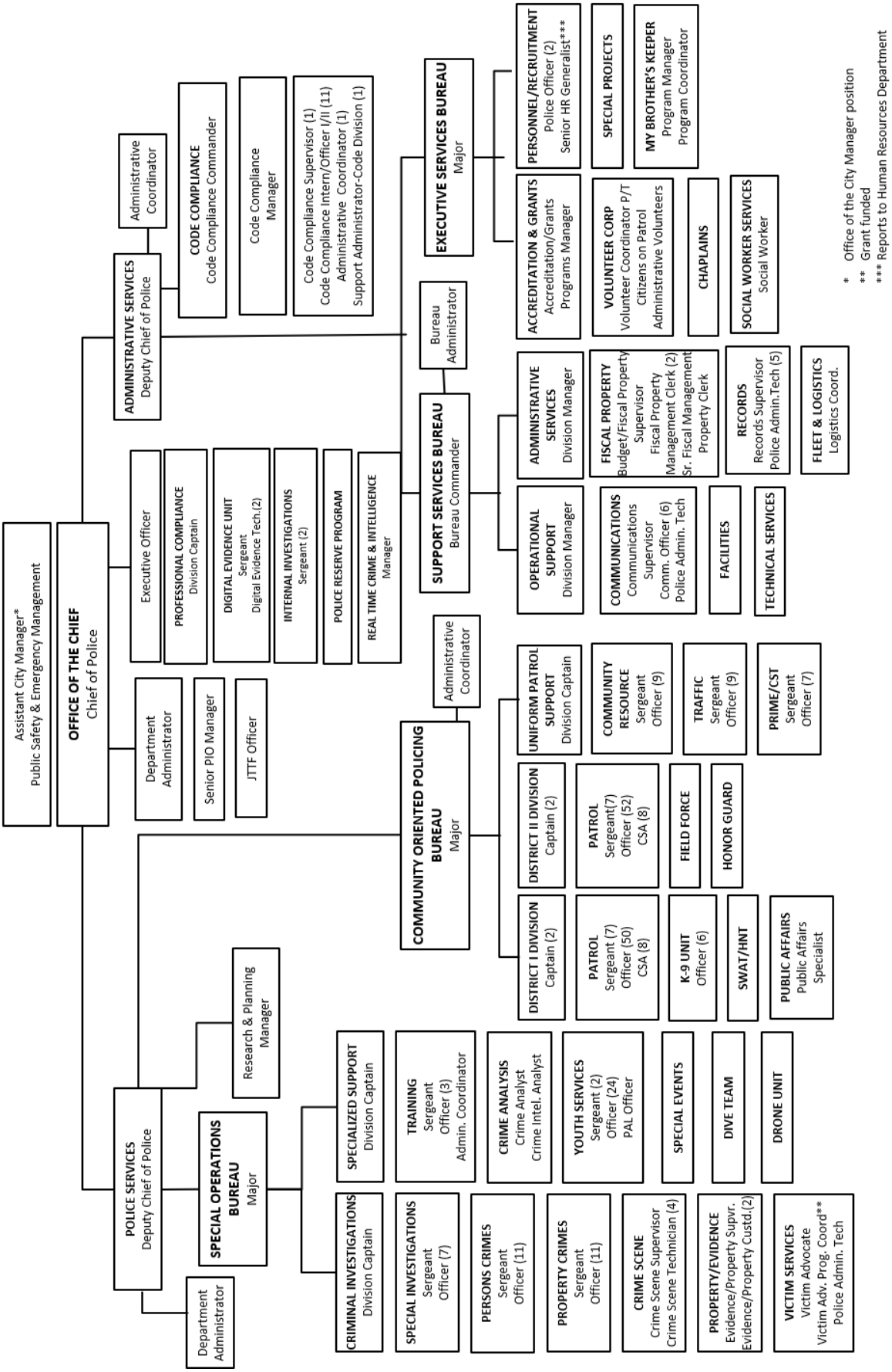
Assistant City Manager*
Public Safety & Emergency Management
OFFICE OF THE CHIEF
Chief of Police
Executive Officer
PROFESSIONAL COMPLIANCE
Division Captain
DIGITAL EVIDENCE UNIT
Sergeant
Digital Evidence Tech.(2)
INTERNAL INVESTIGATIONS
Sergeant (2)
POLICE RESERVE PROGRAM
REAL TIME CRIME & INTELLIGENCE
Manager
Department Administrator
Senior PIO Manager
JTTF Officer
ADMINISTRATIVE SERVICES
Deputy Chief of Police
Administrative Coordinator
CODE COMPLIANCE
Code Compliance Commander
Code Compliance Manager
Code Compliance Supervisor (1)
Code Compliance Intern/Officer I/II (11)
Administrative Coordinator (1)
Support Administrator-Code Division (1)
SUPPORT SERVICES BUREAU
Bureau Commander
Bureau Administrator
EXECUTIVE SERVICES BUREAU
Major
ADMINISTRATIVE SERVICES
Division Manager
OPERATIONAL SUPPORT
Division Manager
COMMUNICATIONS
Communications Supervisor
Comm. Officer (6)
Police Admin. Tech
FACILITIES
TECHNICAL SERVICES
FISCAL PROPERTY
Budget/Fiscal Property Supervisor
Fiscal Property Management Clerk (2)
Sr. Fiscal Management
Property Clerk
RECORDS
Records Supervisor
Police Admin.Tech (5)
FLEET & LOGISTICS
Logistics Coord.
PERSONNEL/RECRUITMENT
Police Officer (2)
Senior HR Generalist***
ACCREDITATION & GRANTS
Accreditation/Grants
Programs Manager
VOLUNTEER CORP
Volunteer Coordinator P/T
Citizens on Patrol
Administrative Volunteers
CHAPLAINS
SOCIAL WORKER SERVICES
Social Worker
SPECIAL PROJECTS
MY BROTHER'S KEEPER
Program Manager
Program Coordinator
* Office of the City Manager position
** Grant funded
*** Reports to Human Resources Department
COMMUNITY ORIENTED POLICING BUREAU
Major
Administrative Coordinator
UNIFORM PATROL SUPPORT
Division Captain
COMMUNITY RESOURCE
Sergeant
Officer (9)
TRAFFIC
Sergeant
Officer (9)
PRIME/CST
Sergeant
Officer (7)
DISTRICT II DIVISION
Captain (2)
PATROL
Sergeant(7)
Officer (52)
CSA (8)
FIELD FORCE
HONOR GUARD
DISTRICT I DIVISION
Captain (2)
PATROL
Sergeant (7)
Officer (50)
CSA (8)
K-9 UNIT
Officer (6)
SWAT/HNT
PUBLIC AFFAIRS
Public Affairs Specialist
POLICE SERVICES
Deputy Chief of Police
Department Administrator
Research & Planning Manager
SPECIAL OPERATIONS BUREAU
Major
SPECIALIZED SUPPORT
Division Captain
TRAINING
Sergeant
Officer (3)
Admin. Coordinator
CRIME ANALYSIS
Crime Analyst
Crime Intel. Analyst
YOUTH SERVICES
Sergeant (2)
Officer (24)
PAL Officer
SPECIAL EVENTS
DIVE TEAM
DRONE UNIT
CRIMINAL INVESTIGATIONS
Division Captain
SPECIAL INVESTIGATIONS
Sergeant
Officer (7)
PERSONS CRIMES
Sergeant
Officer (11)
PROPERTY CRIMES
Sergeant
Officer (11)
CRIME SCENE
Crime Scene Supervisor
Crime Scene Technician (4)
PROPERTY/EVIDENCE
Evidence/Property Supvr.
Evidence/Property Custd.(2)
VICTIM SERVICES
Victim Advocate
Victim Adv. Prog. Coord**
Police Admin. Tech

Department Overview

The Miramar Police Department is a multi-accredited law enforcement agency dedicated to providing professional police services to our community by impartially enforcing the law, preserving the peace, and protecting the rights of our citizens.

As indicated in the Position Detail, this department has 318.5 budgeted positions of which 318 are full-time and one (.5 FTE) part-time employees. The eight (8) major programs provided are

1. Office of the Chief
2. Community Oriented Policing
3. Specialized Support
4. Code Compliance
5. Criminal Investigations
6. Property and Evidence
7. Strategic Investigations
8. Police Support Services

Community Bike Patrol

FY 2023 Accomplishments

- Received multiple new grants in the areas of:
  - De-escalation training
  - Mental Health and wellness training
  - Overtime for selective traffic enforcement
  - Police equipment
- Submitted new grant applications:
  - Office of the Attorney General
  - COPS Hiring Program
  - COPS Office Microgrants
  - J-Byrne Discretionary Grant
- Completed Commission for Florida Law Accreditation (CFA) Certification.
- Implemented Community Program (Do the Right Thing).
- Hired first Police Department Social Worker.
- Hired additional volunteers.
- Completed Active Killer training citywide for employees.
- Implemented the department's 2023-2026 Strategic Plan by:
  - Utilizing innovative strategies to recruit and retain talented employees
  - Foster a work environment that promotes and enhances teamwork to better serve the community
  - Further support efforts to improve positive communication between employees and the community by using updated and advanced technology

FY 2024 Goals

- Replace outdated radios with acquired grant funds ($500,000 matching grant).
- Acquire 133 new vehicles.
- Apply for grant to hire 30 new police officers.
- Recruit student Social Worker interns from Barry University.

Program Revenues, Expenditures and Positions Summary

	FY 2021 Actual	FY 2022 Actual	FY 2023 Budget	FY 2023 Revised	FY 2024 Budget
Dedicated Revenues					
Community Oriented Policing	$ 193,166	$ 257,131	$ 456,400	$ 456,400	$ 295,400
Code Compliance	439,509	375,639	571,500	571,500	441,500
Criminal Investigations	57,306	95,888	—	106,306	—
Specialized Support	9,504	9,163	9,500	18,643	10,000
Police Support Services	52,469	—	—	—	—
Unassigned	98,400	—	—	—	—
Total	**$ 850,354**	**$ 737,820**	**$ 1,037,400**	**$ 1,152,849**	**$ 746,900**
Expenditures by Program					
Office of the Chief	$ 3,688,138	$ 3,854,403	$ 4,302,200	$ 4,359,450	$ 4,434,400
Community Oriented Policing	25,333,503	28,096,385	28,396,719	28,468,537	30,237,369
Specialized Support	8,758,563	9,225,603	9,124,400	9,242,550	9,728,100
Code Compliance	1,839,024	2,023,812	2,258,500	2,096,200	2,312,600
Criminal Investigations	5,401,207	5,428,916	6,038,050	6,109,850	6,294,700
Property & Evidence	925,299	1,033,262	1,015,150	1,030,350	1,050,450
Strategic Investigations	3,659,223	3,635,600	3,879,600	3,947,100	3,912,300
Police Support Services	3,993,425	4,456,911	4,544,133	4,608,858	5,149,800
Total	**$53,598,382**	**$57,754,893**	**$59,558,752**	**$59,862,895**	**$63,119,719**
Expenditures by Category					
Personnel Services	$45,969,446	$47,437,530	$49,181,700	$49,405,500	$50,910,300
Operating Expense	7,410,623	8,815,769	8,736,952	8,790,452	9,561,819
Capital Outlay	218,313	1,501,594	1,640,100	1,666,943	2,647,600
Total	**$53,598,382**	**$57,754,893**	**$59,558,752**	**$59,862,895**	**$63,119,719**
Positions by Program					
Office of the Chief	18.50	23.50	22.50	22.50	21.50
Community Oriented Policing	151.00	150.00	151.00	151.00	156.00
Specialized Support	41.00	41.00	42.00	42.00	42.00
Code Compliance	17.00	16.00	17.00	17.00	17.00
Criminal Investigations	30.00	30.00	30.00	30.00	30.00
Property & Evidence	8.00	8.00	8.00	8.00	8.00
Strategic Investigations	17.00	17.00	17.00	17.00	17.00
Police Support Services	26.00	26.00	26.00	26.00	27.00
Total	**308.50**	**311.50**	**313.50**	**313.50**	**318.50**

Position Detail	FY 2021 Actual	FY 2022 Actual	FY 2023 Budget	FY 2023 Revised	FY 2024 Budget
Accreditation & Program Manager	1.00	1.00	1.00	1.00	1.00
Administrative Coordinator	5.00	4.00	5.00	4.00	4.00
Assistant Chief of Police	1.00	—	—	—	—
Budget/Fiscal Property Supervisor	1.00	1.00	1.00	1.00	1.00
Bureau Administrator	—	—	—	1.00	1.00
Bureau Commander	1.00	1.00	1.00	1.00	1.00
Code Compliance Commander	—	1.00	1.00	1.00	1.00
Code Compliance Intern/Officer I/II*	11.00	11.00	11.00	11.00	11.00
Code Compliance Manager	1.00	1.00	1.00	1.00	1.00
Code Compliance Supervisor	2.00	1.00	1.00	1.00	1.00
Communications Officer	8.00	8.00	8.00	7.00	7.00
Communications Supervisor	1.00	1.00	1.00	1.00	1.00
Community Service Aide	16.00	16.00	16.00	16.00	16.00
Crime Analyst	1.00	1.00	1.00	1.00	1.00
Crime Scene Supervisor	—	1.00	1.00	1.00	1.00
Crime Scene Technician	4.00	4.00	4.00	4.00	4.00
Department Administrator	1.00	1.00	1.00	2.00	2.00
Department Coordinator	1.00	—	1.00	—	—
Deputy Police Chief	—	2.00	2.00	2.00	2.00
Digital Evidence Technician	—	2.00	2.00	2.00	2.00
Evidence/Property Custodian	2.00	2.00	2.00	2.00	2.00
Evidence/Property Supervisor	1.00	—	—	—	—
Executive Administrator	—	1.00	—	—	—
Executive Officer	—	—	—	1.00	1.00
Fiscal/Property Management Clerk	3.00	3.00	3.00	2.00	2.00
Human Resources Records Management Supervisor	—	1.00	—	—	—
Logistics Coordinator	1.00	1.00	1.00	1.00	1.00
Police Administrative Tech	7.00	7.00	7.00	7.00	7.00
Police Captain	8.00	8.00	8.00	8.00	8.00
Police Chief	1.00	1.00	1.00	1.00	1.00
Police Crime Intelligence Analyst	1.00	1.00	1.00	1.00	1.00
Police Division Manager	2.00	2.00	2.00	2.00	2.00
Police Major	3.00	3.00	3.00	3.00	3.00
Police Officer	168.00	167.00	167.00	166.00	171.00
Police Officer (School Resource Officer)	23.00	23.00	23.00	23.00	23.00
Police Personnel Specialist	1.00	—	—	—	—
Police Planner	1.00	1.00	1.00	—	—
Police Sergeant	24.00	26.00	26.00	26.00	26.00
Program Coordinator	—	—	—	—	1.00
Public Affairs Specialist	1.00	1.00	1.00	1.00	1.00
Real Time Crime and Intelligence Manager	—	—	—	1.00	1.00
Records Supervisor	1.00	1.00	1.00	1.00	1.00
Research & Planning Manager	—	—	1.00	1.00	1.00
Senior Fiscal Management Property Clerk	—	—	—	1.00	1.00
Senior Human Resources Generalist	2.00	2.00	2.00	2.00	1.00
Senior Public Information Manager	1.00	1.00	1.00	1.00	1.00
Social Worker - Police (Licensed)	—	—	1.00	1.00	1.00
Support Administrator-Code Division	—	—	—	1.00	1.00
Victim Advocate	1.00	1.00	1.00	1.00	1.00
Victim Advocate Program Coordinator	1.00	1.00	1.00	1.00	1.00
Volunteer Coordinator - Part-time	0.50	0.50	0.50	0.50	0.50
Total FTE's	**308.50**	**311.50**	**313.50**	**313.50**	**318.50**
Positions by Classification					
Sworn Officers	228.00	230.00	230.00	230.00	235.00
Code Compliance	17.00	16.00	17.00	17.00	17.00
Clerk/Technical Positions	63.50	65.50	66.50	66.50	66.50
Total	**308.50**	**311.50**	**313.50**	**313.50**	**318.50**

** Block Budgeting position*

Police Balanced Scorecard

Measures	Objectives	Series Status	FY 2022 Actual	FY 2023 Actual	FY 2024 Goal
Community Oriented Policing	Provide community outreach initiatives and educational campaigns on a quarterly basis	Q4 Actual	108.00	66.00	
		YTD Actual	390.00	671.00	
		EOY Target	350.00	350.00	350.00
		% Target	111.43%	191.71%	
		% Goal	100.00%	100.00%	
Meets budget target - Expenses	Finances	Q4 Actual	$15,286,550.63	$15,236,277.00	
		YTD Actual	$57,752,824.48	$59,235,830.00	
		EOY Target	$55,565,137.00	$59,639,095.00	$63,119,719.00
		% Target	103.94%	99.32%	
		% Goal	100.00%	100.00%	
Meets projected target - Expenses	Finances	Q4 Actual	$15,286,550.63	$ 15,236,277.00	
		YTD Actual	$57,752,824.48	$59,235,830.00	
		EOY Projection	$59,656,652.00	$60,052,182.00	$63,119,719.00
		% Target	96.81%	98.64%	
		% Goal	100.00%	100.00%	
Meets budget target - Revenues	Finances	Q4 Actual	$ 189,968.31	$ 284,961.00	
		YTD Actual	$740,980.30	$830,643.00	
		EOY Target	$1,070,884.01	$1,152,849.00	$746,900.00
		% Target	69.19%	72.05%	
		% Goal	100.00%	100.00%	

Police Balanced Scorecard

Measures	Objectives	Series Status	FY 2022 Actual	FY 2023 Actual	FY 2024 Goal
↑ Meets projected target - Revenues	Finances	Q4 Actual	$189,968.31	$284,961.00	
		YTD Actual	$740,980.30	$830,643.00	
		EOY Projection	$1,037,400.00	$777,971.00	$746,900.00
		% Target	71.43%	106.77%	
		% Goal	100.00%	100.00%	
↑ Number of Code Compliance related cases including special magistrate, liens and business tax	Engage the community to gain voluntary compliance of city ordinances.	Q4 Actual	1,054.00	1,055.00	
		YTD Actual	3,561.00	4,127.00	
		EOY Target	3,000.00	3,000.00	3,000.00
		% Target	118.70%	137.57%	
		% Goal	100.00%	100.00%	
↑ Crime Clearance Rate	Improve the overall clearance rate of crimes reported	Q4 Actual	-4.53%	21.05%	
		YTD Actual	13.10%	63.45%	
		EOY Target	25.00%	25.00%	25.00%
		% Target	52.40%	253.80%	
		% Goal	100.00%	100.00%	
↑ Number of advanced training hours	Provide police personnel with advanced and career development training in addition to the annual instruction curriculum	Q4 Actual	3,279.00	1,770.00	
		YTD Actual	9,605.00	12,848.00	
		EOY Target	7,500.00	7,500.00	7,500.00
		% Target	128.07%	171.31%	
		% Goal	100.00%	100.00%	

FY23 actuals (revenues and expenses) are as of 11/08/2023.

End of year targets exclude year-end budget amendments.

Office of the Chief
Provides leadership for the agency and is responsible for the management functions of controlling, planning, organizing, supervising, staffing, human resources management, and background investigations.
FY 23 22.50
FY 24 21.50
Community Oriented Policing
Provides the primary 911 emergency and non-emergency law enforcement response capabilities for the City of Miramar.
FY 23 151.00
FY 24 156.00
Specialized Support
Facilitates all training, selective traffic enforcement, safety education, and crash investigations. Also provides youth mentorship and a presence at schools in the community.
FY 23 42.00
FY 24 42.00
Code Compliance
Responsible for the enforcement of municipal codes, zoning, occupational licenses, building, and associated ordinances.
FY 23 17.00
FY 24 17.00
Criminal Investigations
Provides investigative follow-up to service calls that are initially handled by road patrol.
FY 23 30.00
FY 24 30.00
Property & Evidence
Provides professional crime scene and evidence processing services to the department.
FY 23 8.00
FY 24 8.00
Strategic Investigations
Responsible for the prevention and reduction of violent crime, gang, domestic security, drug-related, and career/repeat offender investigations.
FY 23 17.00
FY 24 17.00
Police Support Services
Provides administrative and logistical support including police records, communications, IT, crime analysis, fiscal, fleet/facility maintenance and accreditation.
FY 23 26.00
FY 24 27.00

Office of the Chief—Program 200

Description

The Office of the Chief provides leadership for the agency and is responsible for the management functions of controlling, planning, organizing, supervising, staffing, human resources management, and background investigations.

Dedicated Revenues	Object Code	FY 2021 Actual	FY 2022 Actual	FY 2023 Budget	FY 2023 Revised	FY 2024 Budget
None		**$ —**	**$ —**	**$ —**	**$ —**	**$ —**
Expenditures by Category						
Personnel Services		$ 3,323,208	$ 3,431,299	$ 3,850,900	$ 3,874,400	$ 3,784,600
Operating Expense		364,930	379,005	399,900	433,650	502,800
Departmental Capital Outlay		—	44,100	51,400	51,400	147,000
Total		**$ 3,688,138**	**$ 3,854,403**	**$ 4,302,200**	**$ 4,359,450**	**$ 4,434,400**
Percent of Time by Position						
Assistant Chief of Police		1.00	—	—	—	—
Bureau Commander		1.00	1.00	1.00	1.00	1.00
Department Administrator		1.00	1.00	1.00	1.00	1.00
Department Coordinator		1.00	—	—	—	—
Deputy Police Chief		—	2.00	2.00	2.00	2.00
Digital Evidence Technician		—	2.00	2.00	2.00	2.00
Executive Administrator		—	1.00	—	—	—
Grants/Accreditation Manager		1.00	1.00	1.00	1.00	1.00
HR Records Management Supervisor		—	1.00	—	—	—
Police Captain		1.00	1.00	1.00	1.00	1.00
Police Chief		1.00	1.00	1.00	1.00	1.00
Police Officer		3.00	3.00	3.00	3.00	3.00
Police Personnel Specialist		1.00	—	—	—	—
Police Planner		1.00	1.00	1.00	—	—
Police Sergeant		2.00	4.00	4.00	4.00	4.00
Public Affairs Specialist		1.00	1.00	1.00	1.00	1.00
Real Time Crime and Intelligence Manager		—	—	—	1.00	1.00
Research & Planning Manager		—	—	1.00	1.00	1.00
Senior Human Resources Generalist		2.00	2.00	2.00	2.00	1.00
Senior Public Information Manager		1.00	1.00	1.00	1.00	1.00
Volunteer Coordinator - Part-time		0.50	0.50	0.50	0.50	0.50
Total		**18.50**	**23.50**	**22.50**	**22.50**	**21.50**

Community Oriented Policing—Program 201

Description

This program provides the primary 911 emergency and non-emergency law enforcement response capabilities for the City of Miramar. The program takes a community-oriented approach by tasking officers to utilize non-committed time to address quality-of-life issues and crime trends within their assigned patrol zones. Contact is also maintained, on a regular basis, with residents and business owners through the Community Resource Unit function. Information generated through field contacts, crime analysis, and monthly Information-Based Policing meetings is utilized to direct organized and proactive responses to crime issues and crime-prevention initiatives. This program is a core function of the Police Department.

Dedicated Revenues	**Object Code**	**FY 2021 Actual**	**FY 2022 Actual**	**FY 2023 Budget**	**FY 2023 Revised**	**FY 2024 Budget**
Court Fines	351500	$ 86,812	$ 160,512	$ 350,000	$ 350,000	$ 200,000
Broward County Parking Fines	354101	6,294	7,456	21,400	21,400	10,400
Reimbursed Expenses - General	369910	100,060	89,163	85,000	85,000	85,000
Total		**$ 193,166**	**$ 257,131**	**$ 456,400**	**$ 456,400**	**$ 295,400**
Expenditures by Category						
Personnel Services		$22,020,706	$23,412,651	$23,883,800	$23,940,700	$24,884,300
Operating Expense		3,181,342	3,735,689	3,522,019	3,510,094	3,798,069
Departmental Capital Outlay		131,455	948,045	990,900	1,017,743	1,555,000
Total		**$25,333,503**	**$28,096,385**	**$28,396,719**	**$28,468,537**	**$30,237,369**
Percent of Time by Position						
Administrative Coordinator		1.00	1.00	1.00	—	—
Community Service Aide		16.00	16.00	16.00	16.00	16.00
Department Administrator		—	—	—	1.00	1.00
Executive Officer		—	—	—	1.00	1.00
Police Captain		4.00	4.00	4.00	4.00	4.00
Police Major		1.00	1.00	1.00	1.00	1.00
Police Officer - CRO		9.00	9.00	9.00	9.00	9.00
Police Officer - K-9		5.00	5.00	5.00	5.00	5.00
Police Officer - Patrol		101.00	100.00	100.00	99.00	104.00
Police Sergeant - CRO		1.00	1.00	1.00	1.00	1.00
Police Sergeant - Patrol		13.00	13.00	13.00	13.00	13.00
Social Worker - Police (Licensed)		—	—	1.00	1.00	1.00
Total		**151.00**	**150.00**	**151.00**	**151.00**	**156.00**

Specialized Support—Program 202

Description

This program coordinates and schedules all training for department employees. It also develops, administers, and conducts the in-house training curriculum for all police officers to maintain their required state certification. This program encompasses selective traffic enforcement, traffic safety education and traffic crash, hit and run crash, and traffic homicide investigations. This program also provides support and mentorship to the youth of the community, liaisons with public schools to further the mission of the department, and provides security through a presence at all public schools within the community.

Dedicated Revenues	**Object Code**	**FY 2021 Actual**	**FY 2022 Actual**	**FY 2023 Budget**	**FY 2023 Revised**	**FY 2024 Budget**
Rental Police Range Master	362102	$ 9,504	$ 7,128	$ 9,500	$ 9,500	$ 10,000
Transfer from Federal Grnt Fund	381162	—	2,035	—	9,143	—
Total		**$ 9,504**	**$ 9,163**	**$ 9,500**	**$ 18,643**	**$ 10,000**
Expenditures by Category						
Personnel Services		$ 7,390,772	$ 7,549,110	$ 7,449,600	$ 7,610,300	$ 7,767,800
Operating Expense		1,367,791	1,519,780	1,503,900	1,461,350	1,630,000
Departmental Capital Outlay		—	156,713	170,900	170,900	330,300
Total		**$ 8,758,563**	**$ 9,225,603**	**$ 9,124,400**	**$ 9,242,550**	**$ 9,728,100**
Percent of Time by Position						
Administrative Coordinator		—	—	1.00	1.00	1.00
Police Captain		1.00	1.00	1.00	1.00	1.00
Police Officer		36.00	36.00	36.00	36.00	36.00
Police Sergeant		4.00	4.00	4.00	4.00	4.00
Total		**41.00**	**41.00**	**42.00**	**42.00**	**42.00**

Swearing In Ceremony

Code Compliance—Program 203

Description

This program provides oversight to many of the City's quality-of-life standards. Code Compliance is responsible for the enforcement of municipal codes, zoning, occupational licenses, building and associated ordinances, regulations, citations, and court presentations, and submitting cases to the Special Master. It is the primary enforcement arm of the City's code.

Dedicated Revenues	**Object Code**	**FY 2021 Actual**	**FY 2022 Actual**	**FY 2023 Budget**	**FY 2023 Revised**	**FY 2024 Budget**
Alarm Registration Fees	342130	$ 29,415	$ 19,790	$ 40,000	$ 40,000	$ 30,000
Short-term rental registr. fee	342136	—	—	—	—	25,000
Lien Research	349000	290,820	257,520	300,000	300,000	200,000
Civil Penalty Surcharge	351502	—	—	500	500	500
Local Ordinance Violations	354100	119,274	98,329	165,000	165,000	120,000
City Code Violations	354102	—	—	66,000	66,000	66,000
Total		**$ 439,509**	**$ 375,639**	**$ 571,500**	**$ 571,500**	**$ 441,500**
Expenditures by Category						
Personnel Services		$ 1,492,743	$ 1,661,687	$ 1,876,600	$ 1,712,800	$ 1,895,400
Operating Expense		272,804	270,751	295,200	296,700	308,200
Departmental Capital Outlay		73,476	91,375	86,700	86,700	109,000
Total		**$ 1,839,024**	**$ 2,023,812**	**$ 2,258,500**	**$ 2,096,200**	**$ 2,312,600**
Percent of Time by Position						
Administrative Coordinator		3.00	2.00	2.00	2.00	2.00
Code Compliance Commander		—	1.00	1.00	1.00	1.00
Code Compliance Manager		1.00	1.00	1.00	1.00	1.00
Code Compliance Supervisor		2.00	1.00	1.00	1.00	1.00
Code Compliance Intern/Officer I/II		11.00	11.00	11.00	11.00	11.00
Department Coordinator		—	—	1.00	—	—
Support Administrator		—	—	—	1.00	1.00
Total		**17.00**	**16.00**	**17.00**	**17.00**	**17.00**

Criminal Investigations—Program 204

Description

This program provides investigative follow-up to service calls that are initially handled by road patrol. The program is designed to provide the citizens of Miramar with the highest level of investigative services for all index crimes. The investigative services include crimes against persons, crimes against juveniles, domestic violence, property crimes, and economic crimes.

Dedicated Revenues	**Object Code**	**FY 2021 Actual**	**FY 2022 Actual**	**FY 2023 Budget**	**FY 2023 Revised**	**FY 2024 Budget**
Trfr Fr Fed Grant Fund	381162	**$ 57,306**	**$ 95,888**	**$ —**	**$ 106,306**	**$ —**
Expenditures by Category						
Personnel Services		$ 4,953,913	$ 4,830,560	$ 5,353,400	$ 5,422,200	$ 5,547,700
Operating Expense		447,294	472,857	494,750	497,750	492,700
Departmental Capital Outlay		—	125,500	189,900	189,900	254,300
Total		**$ 5,401,207**	**$ 5,428,916**	**$ 6,038,050**	**$ 6,109,850**	**$ 6,294,700**
Percent of Time by Position						
Administrative Coordinator		1.00	1.00	1.00	1.00	1.00
Police Administrative Tech		2.00	1.00	1.00	1.00	1.00
Police Captain		1.00	1.00	1.00	1.00	1.00
Police Major		1.00	1.00	1.00	1.00	1.00
Police Officer - Detective		21.00	22.00	22.00	22.00	22.00
Police Sergeant		2.00	2.00	2.00	2.00	2.00
Victim Advocate		1.00	1.00	1.00	1.00	1.00
Victim Advocate Program Coordinator*		1.00	1.00	1.00	1.00	1.00
Total		**30.00**	**30.00**	**30.00**	**30.00**	**30.00**

** - Victim Advocate Program Coordinator position funded via VOCA grant.*

Property and Evidence—Program 205

Description

The program provides professional crime scene and evidence processing services to the department. It also provides safe, secure, and accurate storage of all property and evidence collected by the department personnel.

Dedicated Revenues	Object Code	FY 2021 Actual	FY 2022 Actual	FY 2023 Budget	FY 2023 Revised	FY 2024 Budget
None		**$ —**	**$ —**	**$ —**	**$ —**	**$ —**
Expenditures by Category						
Personnel Services		$ 805,382	$ 878,176	$ 855,900	$ 871,100	$ 888,200
Operating Expense		119,917	132,685	135,350	135,350	134,250
Departmental Capital Outlay		—	22,400	23,900	23,900	28,000
Total		**$ 925,299**	**$ 1,033,262**	**$ 1,015,150**	**$ 1,030,350**	**$ 1,050,450**
Percent of Time by Position						
Crime Scene Supervisor		—	1.00	1.00	1.00	1.00
Crime Scene Technician		4.00	4.00	4.00	4.00	4.00
Evidence/Property Custodian		2.00	2.00	2.00	2.00	2.00
Evidence/Property Supervisor*		2.00	1.00	1.00	1.00	1.00
Total		**8.00**	**8.00**	**8.00**	**8.00**	**8.00**

** - 1 position underfilled (Police Officer)*

Strategic Investigations—Program 206

Description

The program is responsible for the prevention and reduction of violent crime and the apprehension of violent offenders through pro-active means. It also serves as a compliment to other divisions when necessary to saturate problem areas and effectively combat specific crime trends. It provides strategic investigations targeting short and long-range crimes, including gang organizations, domestic security, drug-related crimes, and career/repeat offenders.

Dedicated Revenues	Object Code	FY 2021 Actual	FY 2022 Actual	FY 2023 Budget	FY 2023 Revised	FY 2024 Budget
None		**$ —**	**$ —**	**$ —**	**$ —**	**$ —**
Expenditures by Category						
Personnel Services		$ 3,314,025	$ 3,243,734	$ 3,525,800	$ 3,588,300	$ 3,470,700
Operating Expense		345,198	346,105	320,200	325,200	342,800
Departmental Capital Outlay		—	45,761	33,600	33,600	98,800
Total		**$ 3,659,223**	**$ 3,635,600**	**$ 3,879,600**	**$ 3,947,100**	**$ 3,912,300**
Percent of Time by Position						
Police Captain		1.00	1.00	1.00	1.00	1.00
Police Officer		14.00	14.00	14.00	14.00	14.00
Police Sergeant		2.00	2.00	2.00	2.00	2.00
Total		**17.00**	**17.00**	**17.00**	**17.00**	**17.00**

Police Support Services—Program 208

Description

This program provides the primary administrative and logistical support for the department's operations, which focuses on records maintenance, communications, information technology and analysis, payroll and accounts payable, fleet and facility maintenance, accreditation, and logistics.

	Object Code	FY 2021 Actual	FY 2022 Actual	FY 2023 Budget	FY 2023 Revised	FY 2024 Budget
Dedicated Revenues						
Sale of Seized Assets Law Enf.	358201	**$ 52,469**	**$ —**	**$ —**	**$ —**	**$ —**
Expenditures by Category						
Personnel Services		$ 2,668,697	$ 2,430,314	$ 2,385,700	$ 2,385,700	$ 2,671,600
Operating Expense		1,311,346	1,958,898	2,065,633	2,130,358	2,353,000
Departmental Capital Outlay		13,381	67,700	92,800	92,800	125,200
Total		**$ 3,993,425**	**$ 4,456,911**	**$ 4,544,133**	**$ 4,608,858**	**$ 5,149,800**
Percent of Time by Position						
Budget/Fiscal Property Supervisor		1.00	1.00	1.00	1.00	1.00
Bureau Administrator		—	—	—	1.00	1.00
Communications Officer		8.00	8.00	8.00	7.00	7.00
Communications Supervisor		1.00	1.00	1.00	1.00	1.00
Crime Analyst		1.00	1.00	1.00	1.00	1.00
Division Manager		2.00	2.00	2.00	2.00	2.00
Fiscal/Property Management Clerk		3.00	3.00	3.00	2.00	2.00
Logistics Coordinator		1.00	1.00	1.00	1.00	1.00
Police Administrative Tech		6.00	6.00	6.00	6.00	6.00
Police Crime Intelligence Analyst		1.00	1.00	1.00	1.00	1.00
Police Major		1.00	1.00	1.00	1.00	1.00
Program Coordinator		—	—	—	—	1.00
Records Supervisor		1.00	1.00	1.00	1.00	1.00
Senior Fiscal/Property Management Clerk		0.00	0.00	0.00	1.00	1.00
Total		**26.00**	**26.00**	**26.00**	**26.00**	**27.00**

Office of the Chief—001-20-200-521-

Object #	Account Description	FY 2021 Actual	FY 2022 Actual	FY 2023 Budget	FY 2023 Revised	FY 2024 Budget
	Personnel Services					
601200	Employee Salaries	$ 1,779,629	$ 2,052,981	$ 2,348,800	$ 2,348,800	$ 2,352,000
601205	Lump Sum Payout - Accrued Time	93,960	113,969	174,500	174,500	207,300
601210	Non-Pensionable Earnings	1,695	13,462	—	—	—
601215	Communication Stipend	9,298	11,535	13,700	13,700	14,600
601220	Longevity	31,266	36,848	42,900	42,900	44,200
601390	Overtime-Court Time Pay	—	241	—	—	—
601400	Overtime-General	53,299	58,671	32,300	32,300	32,300
601405	Overtime-SWAT	—	699	1,000	1,000	1,000
601410	Overtime-Holiday	17,023	23,472	15,000	15,000	15,000
601561	Drop Transfer	219,891	22,827	32,500	56,000	32,500
602100	FICA & MICA	143,884	166,812	187,200	187,200	192,400
602210	Pension-General	27,400	59,399	40,500	40,500	76,400
602220	Pension-Police	443,499	332,793	393,100	393,100	252,300
602235	Pension-Senior Mgmt	90,600	128,600	146,500	146,500	143,800
602260	Pension-401	23,407	—	—	—	—
602265	Pension-457	36,418	36,661	49,300	49,300	34,400
602300	Pmt In Lieu Of Insurance	10,790	12,732	16,800	16,800	11,200
602304	Health Insurance-PPO	—	11,098	51,800	51,800	14,600
602305	Health Insurance-HMO	256,069	268,088	230,000	230,000	232,000
602306	Dental Insurance-PPO	9,720	11,142	12,500	12,500	10,700
602307	Dental Insurance-HMO	847	520	200	200	700
602309	Basic Life Insurance	2,947	5,293	6,700	6,700	6,900
602311	Long-Term Disability Ins	750	1,961	3,300	3,300	13,300
602312	HDHP Aetna	9,315	2,795	—	—	30,900
602313	HSA Payflex	2,800	—	—	—	6,400
602400	Workers' Compensation	58,700	58,700	52,300	52,300	59,700
	Sub-Total	3,323,208	3,431,299	3,850,900	3,874,400	3,784,600
	Operating Expense					
603140	New Hire Screening	9,124	8,877	10,000	10,000	10,300
603183	Accreditation Fees	7,080	6,730	9,000	9,000	9,000
603190	Prof Svcs-Other	66,881	27,238	13,000	46,750	13,000
604001	Travel & Training	7,445	26,969	21,000	21,000	18,000
604002	Youth Advisory Council	—	—	30,000	30,000	30,000
604500	Risk Internal Svcs Charge	5,100	21,800	17,900	17,900	16,800
604550	Health Ins Internal Serv Chg	93,400	50,600	48,300	48,300	38,000
604610	Fleet Internal Svcs Charge	14,800	13,300	17,400	17,400	21,200
604825	Crime Prevention	10,230	5,460	5,000	5,000	5,000
604916	Administrative Expense	12,599	24,679	14,000	14,000	14,000
604917	Volunteer Administrative Exp	—	692	2,000	2,000	2,000
604950	Employee Awards	12,748	6,405	11,000	11,000	11,000
604989	IT Internal Svcs Charge	104,800	156,400	169,200	169,200	169,000
604998	Contingency	2,281	3,036	4,000	4,000	100,000
605220	Vehicle Fuel-On-Site	7,434	10,238	11,800	11,800	13,200
605240	Uniforms Cost	—	—	—	—	6,000
605242	Protective Clothing and Shoes	—	—	—	—	9,000
605251	Noncap Equip (Item less 5000)	2,662	3,560	2,300	2,300	3,300
605410	Subscriptions & Memberships	4,896	5,295	5,000	5,000	5,000

Office of the Chief—001-20-200-521-

Object #	Account Description	FY 2021 Actual	FY 2022 Actual	FY 2023 Budget	FY 2023 Revised	FY 2024 Budget
605500	Training-General	3,452	2,548	4,000	4,000	4,000
605510	Tuition Reimbursement	—	5,178	5,000	5,000	5,000
	Sub-Total	364,930	379,005	399,900	433,650	502,800
	Departmental Capital Outlay					
606441	Vehicle Replacement Program	—	44,100	46,400	46,400	86,400
606450	Radio Equipment	—	—	—	—	60,600
606470	Computer Equipment	—	—	5,000	5,000	—
	Sub-Total	—	44,100	51,400	51,400	147,000
	Total	**$ 3,688,138**	**$ 3,854,403**	**$ 4,302,200**	**$ 4,359,450**	**$ 4,434,400**

Halloween Event at Ansin Park

Community Oriented Policing—001-20-201-521-

Object #	Account Description	FY 2021 Actual	FY 2022 Actual	FY 2023 Budget	FY 2023 Revised	FY 2024 Budget
	Personnel Services					
601200	Employee Salaries	$ 10,235,889	$ 10,995,159	$ 12,344,300	$ 11,467,800	$ 12,791,900
601201	Salary Attrition	—	—	—	—	(500,000)
601205	Lump Sum Payout - Accrued Time	49,447	54,562	122,000	122,000	157,800
601210	Non-Pensionable Earnings	—	2,000	—	—	—
601215	Communication Stipend	20,305	19,205	18,900	18,900	25,100
601220	Longevity	147,790	143,527	153,500	153,500	143,000
601390	Overtime-Court Time Pay	30,634	70,591	94,800	94,800	94,800
601400	Overtime-General	1,303,804	1,293,517	581,300	1,325,800	892,300
601402	Overtime-Special Events	47,229	23,866	5,200	5,200	5,200
601405	Overtime-SWAT	7,950	8,167	14,000	14,000	14,000
601410	Overtime-Holiday	567,745	689,918	528,000	716,900	717,000
601561	Drop Transfer	83,027	370,137	213,800	213,800	213,800
602100	FICA & MICA	921,156	986,604	1,034,700	1,034,700	1,093,800
602210	Pension-General	190,301	193,098	186,700	186,700	177,500
602220	Pension-Police	5,666,382	5,493,687	5,666,800	5,666,800	6,009,200
602235	Pension-Senior Mgmt	—	—	—	—	28,500
602265	Pension-457	18,517	20,831	23,900	23,900	23,600
602300	Pmt In Lieu Of Insurance	104,666	117,611	134,700	134,700	162,700
602304	Health Insurance-PPO	327,763	419,924	396,600	396,600	326,900
602305	Health Insurance-HMO	1,104,735	1,157,596	1,144,100	1,144,100	1,067,000
602306	Dental Insurance-PPO	55,282	54,126	54,600	54,600	50,800
602307	Dental Insurance-HMO	6,207	7,635	9,000	9,000	10,100
602309	Basic Life	19,174	31,301	35,200	35,200	37,700
602311	Long-Term Disability	12,974	53,168	17,500	17,500	72,300
602312	HDHP Aetna	164,431	253,254	260,700	260,700	298,100
602313	HSA Payflex	32,200	50,068	39,200	39,200	52,800
602400	Workers' Compensation	903,100	903,100	804,300	804,300	918,400
	Sub-Total	22,020,706	23,412,651	23,883,800	23,940,700	24,884,300
	Operating Expense					
603140	New Hire Screening	—	—	300	300	7,500
603407	Board up Services	590	1,480	2,500	2,500	1,500
603425	Software License & Maint	217,407	216,300	235,000	214,275	257,500
604001	Travel & Training	4,228	9,500	4,000	4,000	7,000
604500	Risk Internal Svcs Charge	69,300	296,000	242,600	242,600	227,800
604550	Health Ins Internal Serv Chg	485,300	262,700	250,700	250,700	241,400
604610	Fleet Internal Svcs Charge	714,900	641,800	838,100	838,100	1,020,100
604989	IT Internal Svcs Charge	898,400	1,047,300	1,075,000	1,075,000	1,057,900
605220	Vehicle Fuel-On-Site	495,097	779,320	451,300	451,300	451,300
605221	Vehicle Fuel-Off-Site	22,523	35,223	31,600	26,600	35,400
605240	Uniforms Cost	95,782	108,184	100,700	106,700	115,000
605242	Protective Clothing	72,899	161,299	192,219	183,219	146,919
605251	Noncap Equip (Item less 5000)	6,797	19,246	6,500	6,500	25,000
605261	Canine Expenses	29,637	39,584	24,000	24,000	34,000
605270	Ammunition Expense	—	9,354	—	—	2,250
605290	Other Operating Supplies	12,174	14,875	15,000	15,000	15,000
605500	Training-General	47,175	76,522	46,500	63,300	136,500
605510	Tuition Reimbursement	9,132	17,003	6,000	6,000	16,000
	Sub-Total	3,181,342	3,735,689	3,522,019	3,510,094	3,798,069
	Departmental Capital Outlay					
606440	Vehicles	—	—	43,000	3,000	—
606441	Vehicle Replacement Program	—	872,700	931,900	931,900	1,484,000
606450	Radio Equipment	131,455	75,345	13,500	80,343	46,000
606470	Computer Equipment	—	—	2,500	2,500	25,000
	Sub-Total	131,455	948,045	990,900	1,017,743	1,555,000
	Total	**$ 25,333,503**	**$ 28,096,385**	**$ 28,396,719**	**$ 28,468,537**	**$ 30,237,369**

Specialized Support—001-20-202-521-

Object #	Account Description	FY 2021 Actual	FY 2022 Actual	FY 2023 Budget	FY 2023 Revised	FY 2024 Budget
	Personnel Services					
601200	Employee Salaries	$ 3,596,547	$ 3,650,792	$ 4,157,800	$ 4,007,900	$ 4,243,200
601205	Lump Sum Payout - Accrued Time	19,731	11,215	58,600	58,600	36,600
601210	Non-Pensionable Earnings	—	1,000	—	—	—
601215	Communication Stipend	7,435	7,970	7,300	7,300	10,000
601220	Longevity	71,198	81,647	86,200	86,200	92,300
601390	Overtime-Court Time Pay	2,873	2,225	6,600	6,600	6,600
601400	Overtime-General	314,476	355,194	167,900	385,100	167,900
601402	Overtime-Special Events	13,457	14,227	3,500	3,500	3,500
601405	Overtime-SWAT	338	2,676	3,300	3,300	3,300
601410	Overtime-Holiday	94,811	161,909	86,000	179,400	86,000
601561	Drop Transfer	337,681	289,510	65,400	65,400	65,400
602100	FICA & MICA	286,224	314,426	342,000	342,000	355,700
602210	Pension-General	—	12,800	22,700	22,700	22,900
602220	Pension-Police	1,834,994	1,792,563	1,590,300	1,590,300	1,704,300
602235	Pension-Senior Mgmt	—	—	—	—	28,500
602265	Pension-457	3,364	3,913	4,100	4,100	3,600
602300	Pmt In Lieu Of Insurance	18,127	15,322	16,800	16,800	11,200
602304	Health Insurance-PPO	42,591	25,849	25,000	25,000	29,100
602305	Health Insurance-HMO	483,420	466,982	469,300	469,300	511,400
602306	Dental Insurance-PPO	18,847	17,732	17,400	17,400	18,100
602307	Dental Insurance-HMO	1,451	2,284	3,300	3,300	3,200
602309	Basic Life	4,201	6,786	11,800	11,800	12,500
602311	Long-Term Disability	1,625	2,681	5,900	5,900	24,000
602312	HDHP Aetna	57,502	125,526	127,200	127,200	131,400
602313	HSA Payflex	9,680	13,682	19,600	19,600	24,000
602400	Workers' Compensation	170,200	170,200	151,600	151,600	173,100
	Sub-Total	7,390,772	7,549,110	7,449,600	7,610,300	7,767,800
	Operating Expense					
603459	Crossing Guards	488,243	562,650	562,100	562,100	620,000
604001	Travel & Training	3,889	5,984	4,000	4,000	4,000
604405	Leased Motorcycles	86,085	84,780	90,000	75,000	88,000
604500	Risk Internal Svcs Charge	17,800	76,000	62,300	62,300	58,500
604550	Health Ins Internal Serv Chg	197,600	106,800	101,900	101,900	92,700
604610	Fleet Internal Svcs Charge	78,000	70,100	91,600	91,600	111,500
604614	R&M Motorcycle	1,542	457	3,000	3,000	3,000
604989	IT Internal Svcs Charge	239,500	317,600	301,000	301,000	284,800
605220	Vehicle Fuel-On-Site	30,893	51,240	91,900	91,900	102,900
605230	Program Supplies	—	6,868	11,800	—	11,800
605251	Noncap Equip (Item less 5000)	81,026	29,138	5,200	5,200	5,200
605270	Ammunition Expense	127,174	189,844	170,800	155,050	239,300
605290	Other Operating Supplies	2,925	7,789	3,300	3,300	3,300
605500	Training-General	3,719	4,007	3,000	3,000	3,000
605510	Tuition Reimbursement	9,396	6,522	2,000	2,000	2,000
	Sub-Total	1,367,791	1,519,780	1,503,900	1,461,350	1,630,000
	Departmental Capital Outlay					
606400	Machinery & Equipment	—	38,413	—	—	—
606441	Vehicle Replacement Program	—	118,300	170,900	170,900	330,300
	Sub-Total	—	156,713	170,900	170,900	330,300
	Total	**$ 8,758,563**	**$ 9,225,603**	**$ 9,124,400**	**$ 9,242,550**	**$ 9,728,100**

Code Compliance—001-20-203-524-

Object #	Account Description	FY 2021 Actual	FY 2022 Actual	FY 2023 Budget	FY 2023 Revised	FY 2024 Budget
	Personnel Services					
601200	Employee Salaries	$ 838,300	$ 951,139	$ 1,179,700	$ 1,005,000	$ 1,178,500
601205	Lump Sum Payout - Accrued Time	18,674	47,275	32,800	32,800	36,400
601210	Non-Pensionable Earnings	—	1,000	—	—	—
601215	Communication Stipend	7,385	9,060	8,100	8,100	8,100
601220	Longevity Pay	3,723	4,410	3,600	3,600	5,200
601400	Overtime-General	13,000	14,172	13,000	23,900	13,000
601410	Overtime-Holiday	1,568	—	1,000	1,000	1,000
602100	FICA & MICA	65,146	76,056	94,400	94,400	94,800
602210	Pension-General	220,801	211,298	211,200	211,200	198,100
602235	Pension-Senior Mgmt	15,700	15,300	20,100	20,100	23,300
602265	Pension-457	—	1,000	2,700	2,700	2,800
602304	Health Insurance-PPO	3,615	13,502	17,100	17,100	43,800
602305	Health Insurance-HMO	197,384	209,440	201,500	201,500	173,700
602306	Dental Insurance-PPO	6,800	7,362	6,500	6,500	7,300
602307	Dental Insurance-HMO	765	513	1,400	1,400	1,000
602309	Basic Life	1,719	2,882	3,400	3,400	3,500
602311	Long-Term Disability	883	1,145	1,700	1,700	6,700
602312	HDHP Aetna	7,880	6,733	—	—	7,100
602313	HSA Payflex	1,400	1,400	—	—	1,600
602400	Workers' Compensation	88,000	88,000	78,400	78,400	89,500
	Sub-Total	1,492,743	1,661,687	1,876,600	1,712,800	1,895,400
	Operating Expense					
603425	Software License & Maint	5,000	—	—	—	—
603460	Landscape Services	3,853	—	5,100	5,100	5,100
604001	Travel & Training	—	1,289	2,200	2,200	4,200
604301	Electricity Svcs	2,936	5,005	4,800	4,800	5,000
604500	Risk Internal Svcs Charge	6,800	29,000	23,800	23,800	22,300
604550	Health Ins Internal Serv Chg	68,700	37,200	35,500	35,500	29,400
604610	Fleet Internal Svcs Charge	43,000	38,600	50,500	50,500	61,400
604700	Printing & Binding Svc	160	3,111	4,000	4,000	4,000
604931	Recording Fees	(569)	680	2,800	2,800	2,800
604965	Special Magistrate	12,600	10,800	13,800	15,300	13,800
604989	IT Internal Svcs Charge	101,800	115,500	114,600	114,600	115,300
605220	Vehicle Fuel-On-Site	8,814	11,776	21,600	21,600	24,200
605240	Uniforms Cost	7,009	4,085	4,800	4,800	8,000
605251	Noncap Equip (Item less 5000)	845	485	1,000	1,000	2,000
605410	Subscriptions & Memberships	1,448	1,261	1,600	1,600	1,600
605500	Training-General	3,740	5,400	6,100	6,100	6,100
605510	Tuition Reimbursement	6,668	6,559	3,000	3,000	3,000
	Sub-Total	272,804	270,751	295,200	296,700	308,200
	Departmental Capital Outlay					
606441	Vehicle Replacement Program	68,000	91,200	86,700	86,700	109,000
606470	Computer Equipment	5,476	175	—	—	—
	Sub-Total	73,476	91,375	86,700	86,700	109,000
	Total	**$ 1,839,024**	**$ 2,023,812**	**$ 2,258,500**	**$ 2,096,200**	**$ 2,312,600**

Criminal Investigations—001-20-204-521-

Object #	Account Description	FY 2021 Actual	FY 2022 Actual	FY 2023 Budget	FY 2023 Revised	FY 2024 Budget
	Personnel Services					
601200	Employee Salaries	$ 2,514,008	$ 2,303,480	$ 2,662,800	$ 2,662,800	$ 2,796,700
601205	Lump Sum Payout - Accrued Time	36,384	32,145	54,000	54,000	12,400
601210	Non-Pensionable Earnings	—	1,000	—	—	—
601215	Communication Stipend	15,559	11,265	10,400	10,400	14,200
601220	Longevity Pay	63,314	45,188	41,100	41,100	50,700
601390	Overtime-Court Time Pay	5,019	8,397	22,800	22,800	22,800
601400	Overtime-General	412,832	410,605	305,000	373,800	305,000
601402	Overtime-Special Events	15,796	5,854	1,500	1,500	1,500
601405	Overtime-SWAT	816	2,653	2,600	2,600	2,600
601410	Overtime-Holiday	107,119	123,935	73,000	73,000	73,000
601561	Drop Transfer	243,056	178,413	248,400	248,400	248,400
602100	FICA & MICA	222,173	214,363	234,400	234,400	250,400
602210	Pension-General	28,300	29,800	23,300	23,300	22,500
602220	Pension-Police	596,298	778,584	958,400	958,400	1,033,800
602235	Pension-Senior Mgmt	13,000	25,600	72,500	72,500	50,000
602260	Pension-401	7,756	7,202	8,600	8,600	—
602265	Pension-457	12,081	12,587	12,300	12,300	15,400
602300	Pmt In Lieu Of Insurance	22,875	17,264	11,200	11,200	16,800
602304	Health Insurance-PPO	72,611	96,919	77,600	77,600	72,900
602305	Health Insurance-HMO	292,203	207,473	232,900	232,900	236,700
602306	Dental Insurance-PPO	14,233	10,972	10,400	10,400	12,500
602307	Dental Insurance-HMO	1,479	1,684	2,700	2,700	1,900
602309	Basic Life	3,217	5,103	7,600	7,600	8,200
602311	Long-Term Disability	1,133	2,095	3,800	3,800	15,800
602312	HDHP Aetna	58,552	93,430	95,400	95,400	77,100
602313	HSA Payflex	8,400	18,850	15,400	15,400	17,600
602400	Workers' Compensation	185,700	185,700	165,300	165,300	188,800
	Sub-Total	4,953,913	4,830,560	5,353,400	5,422,200	5,547,700
	Operating Expense					
603501	Travel-Investigations	3,241	2,586	5,000	8,000	5,000
604001	Travel & Training	3,256	3,711	3,350	3,350	8,000
604500	Risk Internal Svcs Charge	13,900	59,300	48,700	48,700	45,800
604550	Health Ins Internal Serv Chg	134,500	72,800	69,400	69,400	49,000
604610	Fleet Internal Svcs Charge	92,100	82,700	108,000	108,000	131,400
604989	IT Internal Svcs Charge	173,700	209,400	215,000	215,000	203,400
605220	Vehicle Fuel-On-Site	12,992	24,230	36,000	36,000	40,300
605251	Noncap Equip (Item less 5000)	3,444	4,387	3,500	3,500	4,000
605290	Other Operating Supplies	—	707	700	700	700
605500	Training-General	3,313	5,883	3,500	3,500	3,500
605510	Tuition Reimbursement	6,848	7,153	1,600	1,600	1,600
	Sub-Total	447,294	472,857	494,750	497,750	492,700
	Departmental Capital Outlay					
606441	Vehicle Replacement Program	—	125,500	189,900	189,900	254,300
	Sub-Total	—	125,500	189,900	189,900	254,300
	Total	**$ 5,401,207**	**$ 5,428,916**	**$ 6,038,050**	**$ 6,109,850**	**$ 6,294,700**

Property & Evidence—001-20-205-521-

Object #	Account Description	FY 2021 Actual	FY 2022 Actual	FY 2023 Budget	FY 2023 Revised	FY 2024 Budget
	Personnel Services					
601200	Employee Salaries	$ 439,244	$ 473,497	$ 500,300	$ 500,300	$ 523,300
601205	Lump Sum Payout - Accrued Time	14,800	23,790	17,100	17,100	20,600
601210	Non-Pensionable Earnings	—	3,773	—	—	—
601215	Communication Stipend	2,450	2,600	2,600	2,600	2,600
601220	Longevity Pay	3,974	4,113	4,100	4,100	5,000
601390	Overtime-Court Time Pay	—	678	1,000	1,000	1,000
601400	Overtime-General	59,077	59,983	45,200	60,400	45,200
601410	Overtime-Holiday	8,284	6,448	4,000	4,000	4,000
602100	FICA & MICA	38,788	43,557	43,000	43,000	46,000
602210	Pension-General	108,901	112,799	97,300	97,300	96,000
602300	Pmt In Lieu Of Insurance	5,611	9,927	11,200	11,200	11,200
602304	Health Insurance-PPO	33,446	35,836	35,400	35,400	34,900
602305	Health Insurance-HMO	44,861	54,372	54,200	54,200	50,300
602306	Dental Insurance-PPO	2,163	1,591	1,600	1,600	1,600
602307	Dental Insurance-HMO	242	508	500	500	500
602309	Basic Life	948	1,490	1,400	1,400	1,500
602311	Long-Term Disability	629	2,415	700	700	3,000
602312	HDHP Aetna	1,164	—	—	—	—
602400	Workers' Compensation	40,800	40,800	36,300	36,300	41,500
	Sub-Total	805,382	878,176	855,900	871,100	888,200
	Operating Expense					
604001	Travel & Training	1,993	1,740	1,750	1,750	1,750
604301	Electricity Svcs	7,576	12,513	13,300	13,300	13,700
604500	Risk Internal Svcs Charge	3,300	14,100	11,500	11,500	10,800
604550	Health Ins Internal Serv Chg	24,600	13,300	12,700	12,700	11,600
604610	Fleet Internal Svcs Charge	12,700	11,400	14,900	14,900	18,100
604989	IT Internal Svcs Charge	47,900	57,800	57,400	57,400	54,200
605220	Vehicle Fuel-On-Site	1,022	2,088	1,600	1,600	1,800
605225	Equip Gas Oil & Lube	—	—	1,000	1,000	1,100
605251	Noncap Equip (Item less 5000)	9,617	9,637	10,000	10,000	10,000
605290	Other Operating Supplies	9,172	7,426	7,500	7,500	7,500
605410	Subscriptions & Memberships	565	630	1,000	1,000	1,000
605500	Training-General	1,472	2,050	2,700	2,700	2,700
	Sub-Total	119,917	132,685	135,350	135,350	134,250
	Departmental Capital Outlay					
606441	Vehicle Replacement Program	—	22,400	23,900	23,900	28,000
	Sub-Total	—	22,400	23,900	23,900	28,000
	Total	**$ 925,299**	**$ 1,033,262**	**$ 1,015,150**	**$ 1,030,350**	**$ 1,050,450**

Strategic Investigations—001-20-206-521-

Object #	Account Description	FY 2021 Actual	FY 2022 Actual	FY 2023 Budget	FY 2023 Revised	FY 2024 Budget
	Personnel Services					
601200	Employee Salaries	$ 1,398,900	$ 1,362,983	$ 1,662,600	$ 1,662,600	$ 1,705,100
601205	Lump Sum Payout - Accrued Time	—	—	—	—	8,000
601210	Non-Pensionable Earnings	—	2,000	—	—	—
601215	Communication Stipend	7,430	7,065	7,700	7,700	7,700
601220	Longevity Pay	35,842	38,973	39,500	39,500	43,200
601390	Overtime-Court Time Pay	3,573	7,800	20,000	20,000	20,000
601400	Overtime-General	334,702	333,151	308,700	308,700	308,700
601402	Overtime-Special Events	4,329	2,200	5,000	5,000	5,000
601405	Overtime-SWAT	1,299	1,565	2,500	2,500	2,500
601410	Overtime-Holiday	69,269	92,700	54,000	54,000	54,000
601561	Drop Transfer	45,005	12,634	88,800	151,300	88,800
602100	FICA & MICA	232,228	233,868	153,200	153,200	164,800
602220	Pension-Police	807,297	776,184	791,400	791,400	669,700
602265	Pension-457	3,974	4,019	4,000	4,000	—
602300	Pmt In Lieu Of Insurance	9,279	5,827	5,600	5,600	11,200
602304	Health Insurance-PPO	2,355	3,265	—	—	—
602305	Health Insurance-HMO	154,252	163,892	190,000	190,000	174,700
602306	Dental Insurance-PPO	9,110	9,158	9,800	9,800	7,100
602307	Dental Insurance-HMO	390	100	400	400	900
602309	Basic Life	2,058	2,584	4,700	4,700	5,000
602311	Long-Term Disability	701	973	2,400	2,400	9,600
602312	HDHP Aetna	76,531	68,694	72,700	72,700	67,300
602313	HSA Payflex	12,600	11,200	11,200	11,200	12,800
602400	Workers' Compensation	102,900	102,900	91,600	91,600	104,600
	Sub-Total	3,314,025	3,243,734	3,525,800	3,588,300	3,470,700
	Operating Expense					
604001	Travel & Training	225	555	500	500	500
604401	Rental Vehicles	76,525	82,101	76,000	81,000	90,500
604500	Risk Internal Svcs Charge	8,100	34,600	28,300	28,300	26,500
604550	Health Ins Internal Serv Chg	61,500	33,200	31,700	31,700	37,300
604610	Fleet Internal Svcs Charge	35,700	32,100	41,900	41,900	51,100
604989	IT Internal Svcs Charge	101,800	122,800	121,900	121,900	115,300
605220	Vehicle Fuel-On-Site	20,340	26,252	13,900	13,900	15,600
605251	Noncap Equip (Item less 5000)	39,263	11,076	1,400	1,400	1,400
605290	Other Operating Supplies	1,001	788	800	800	800
605500	Training-General	745	350	1,000	1,000	1,000
605510	Tuition Reimbursement	—	2,282	2,800	2,800	2,800
	Sub-Total	345,198	346,105	320,200	325,200	342,800
	Departmental Capital Outlay					
606402	Communication Equipment	—	23,661	—	—	—
606441	Vehicle Replacement Program	—	22,100	33,600	33,600	98,800
	Sub-Total	—	45,761	33,600	33,600	98,800
	Total	**$ 3,659,223**	**$ 3,635,600**	**$ 3,879,600**	**$ 3,947,100**	**$ 3,912,300**

Police Support Services—001-20-208-529-

Object #	Account Description	FY 2021 Actual	FY 2022 Actual	FY 2023 Budget	FY 2023 Revised	FY 2024 Budget
	Personnel Services					
601200	Employee Salaries	$ 1,431,263	$ 1,370,429	$ 1,428,800	$ 1,428,800	$ 1,599,100
601205	Lump Sum Payout - Accrued Time	89,956	56,066	43,300	43,300	62,600
601210	Non-Pensionable Earnings	—	9,117	—	—	—
601215	Communication Stipend	2,920	3,270	2,500	2,500	5,800
601220	Longevity Pay	11,781	10,141	8,900	8,900	14,300
601390	Overtime-Court Time Pay	—	—	100	100	100
601400	Overtime-General	87,934	69,906	51,700	51,700	51,700
601410	Overtime-Holiday	42,739	38,674	50,000	50,000	50,000
602100	FICA & MICA	124,078	115,676	119,300	119,300	136,400
602210	Pension-General	280,302	211,398	175,500	175,500	199,000
602235	Pension-Senior Mgmt	76,600	36,000	51,100	51,100	52,600
602265	Pension-457	9,185	6,523	7,100	7,100	10,800
602304	Health Insurance-PPO	28,178	17,311	17,100	17,100	14,600
602305	Health Insurance-HMO	262,643	264,416	254,200	254,200	234,500
602306	Dental Insurance-PPO	7,472	6,635	5,600	5,600	8,900
602307	Dental Insurance-HMO	2,315	2,184	2,300	2,300	1,600
602309	Basic Life	3,257	4,374	4,100	4,100	4,700
602311	Long-Term Disability	1,136	6,739	2,000	2,000	9,000
602312	HDHP Aetna	29,739	25,657	9,100	9,100	36,400
602313	HSA Payflex	7,000	5,600	1,400	1,400	6,400
602400	Workers' Compensation	170,200	170,200	151,600	151,600	173,100
	Sub-Total	2,668,697	2,430,314	2,385,700	2,385,700	2,671,600
	Operating Expense					
603150	Information Technology Svc	170,432	602,235	719,633	730,358	919,000
603301	Court Appear & Trans Fee	18,140	29,362	25,000	25,000	25,000
604001	Travel & Training	1,956	2,909	3,500	3,500	3,500
604100	Communication Services	7,013	6,896	9,000	9,000	9,000
604200	Postage	6,487	24,400	11,500	25,500	30,000
604300	Water/Wastewater Svc	37,117	58,374	65,400	65,400	65,700
604301	Electricity Svcs	156,041	261,728	258,300	258,300	266,100
604500	Risk Internal Svcs Charge	12,200	52,100	42,700	42,700	40,100
604550	Health Ins Internal Serv Chg	84,200	45,600	43,500	43,500	37,700
604610	Fleet Internal Svcs Charge	51,300	46,100	60,200	60,200	73,300
604611	Vehicle Rehab & Enhance	29,252	23,956	36,000	67,500	36,000
604612	Vehicle Ancillary	18,402	8,486	13,800	15,300	13,800
604613	Vehicle Detail	1,774	4,777	3,000	3,000	3,000
604625	R&M Equipment	9,615	8,417	9,200	9,200	9,200
604645	R&M Radios	67,827	55,398	66,700	65,700	68,700
604700	Printing & Binding Svc	7,598	13,296	9,000	9,000	9,000
604989	IT Internal Svcs Charge	576,500	633,700	625,200	625,200	675,200
604997	Other Operating Expenses	6,998	4,765	7,500	8,500	7,500
605100	Office Supplies	8,965	15,441	13,000	13,000	15,000
605120	Computer Operating Expenses	—	1,819	500	500	500
605220	Vehicle Fuel-On-Site	8,897	18,291	2,400	2,400	2,700
605225	Equip Gas Oil & Lube	—	—	900	900	900
605240	Uniforms Cost	8,593	9,553	11,100	11,100	11,100
605244	Personal Prop Reimburse	606	193	500	500	500
605251	Noncap Equip (Item less 5000)	13,631	18,301	10,600	17,600	15,000
605290	Other Operating Supplies	4,069	6,641	8,000	8,000	6,000
605410	Subscriptions & Memberships	1,737	1,578	2,500	2,500	2,500

Police Support Services—001-20-208-529-

Object #	Account Description	FY 2021 Actual	FY 2022 Actual	FY 2023 Budget	FY 2023 Revised	FY 2024 Budget
605500	Training-General	1,998	4,583	2,000	2,000	2,000
605510	Tuition Reimbursement	—	—	5,000	5,000	5,000
	Sub-Total	1,311,346	1,958,898	2,065,633	2,130,358	2,353,000
	Departmental Capital Outlay					
606441	Vehicle Replacement Program	—	67,700	92,800	92,800	125,200
606700	Law Enforce. Memorial/Display	13,381	—	—	—	—
	Sub-Total	13,381	67,700	92,800	92,800	125,200
	Total	**$ 3,993,425**	**$ 4,456,911**	**$ 4,544,133**	**$ 4,608,858**	**$ 5,149,800**

Police Restorative Justice Training

Object #	Account Description	Justification
Revenue		
342130	Alarm Registration Fees	This represents fees that the City charges to residential and commercial establishments that have burglar alarms within the City Limits.
342136	Short-term rental registr. fee	Charges for initial registration and annual registration fee for short term rental properties.
349000	Lien Research	This revenue is charged to cover the costs for lien research which is primarily done when property changes ownership, and to cover the costs for validation of lien search certification.
351500	Traffic Court Fines-General	This revenue source is a reimbursement from Broward County for the traffic violations issued by Miramar Police Department.
351502	Civil Penalty Surcharge	Revenues collected will be used for technological enhancements utilized by code enforcement.
354100	Local Ordinance Violations	This revenues source is generated when a property or vehicle owner violates Miramar City code.
354101	Broward County Parking Fines	This represents the City's portion of parking fines collected from Broward County.
354102	City Code Violations	This represents assessments of City Code violations.
362102	Rental-Police Range Master	This revenue source is generated from Range Rental fees and reimbursement from Federal Government for rental cars.
369910	Reimbursed Expenses-General	Reimbursement for overtime worked on Task Force operations.
Expense		
601390	Overtime-Court Time Pay	This line item is used to fund contractually driven overtime for court appearances while off-duty.
601400	Overtime-General	This line reflects anticipated overtime expenditures based on increased activity, minimum staffing requirements, contractual agreements, investigators called out to major crimes, for crime scene processing, presentations at Homeowner's Association Meetings, and other emergency situations after regular business hours.
601402	Overtime-Special Events	This request will fund police services to city events such as Concerts in the Park, 5K-10K Run and other events scheduled by any city departments.
601405	Overtime-SWAT	This line item accounts for police SWAT and Hostage Negotiations overtime.
601410	Overtime-Holiday	This expenditure is for overtime hours worked on assigned holidays, to include days worked and not worked per the individual collective bargaining agreements.
603140	New Hire Screening	This line item is used to fund the costs associated with conducting background checks for potential new hire police employees. Includes approved above base request of $7,500 for 5 new Police Officer positions (Prog 201).
603150	Information Technology Svc	Reed Elsevier- AVCC service -$1700 monthly Reed Elsevier- news media service - $200 monthly West Publishing media services -$21,200 ($1765 monthly) Identi-Kit Annual Maintenance - $1400 Insight Public Sector - Netmotion maintenance- $29,700 All Traffic solution Annual maintenance - $7,500 Biometrics4all Annual maintenance - $1,100 Hawk Analytics Annual maintenance - $6,000 Power Details Annual maintenance - $9,000 Cellebrite Annual maintenance - $5,000 Coban Technologies Annual maintenance - $8,500 Keytrak Annual Maintenance - $2,000 Motorola Solutions Annual CAD maintenance $32,800 CI Technologies Annual maintenance - $2,000 Crash Data Annual maintenance- $1,300 Global Positioning Service Info. Technology - $500 TVEyes - $5000 Body Camera Licenses - $426,000 Dropbox - $200 Vetted Security Systems - $20,200 EvidenceonQ - $10,000 Pix4d - $500 Hootsuite $1188 PowerDMS - $5,000 Motorola Solutions 2nd Touch- $8,200 Collective QM - $11,100 Insight Public Sector - LEFTA Systems - $23,000 Gov. Easy - Inkforce - $23,000 Vigilent Commercial -$20,000 Shotspotter - $198,400 Adobe Photoshop Licence - $1100 Leads Online - $14,800 Automated Business Machine maintenance -$200
603183	Accreditation Fees	Annual accreditation fees: CALEA - $8000 Commission for Florida Law Enforcement - $1000

Object #	Account Description	Justification
603190	Prof Svcs-Other	This line item is used to fund outside professional services: Videographer services - $5,000 ($1250 per video) Psychological testing ($300 pp) - $5100 Forensic investigation - $1500 (DNA testing and photo recognition) Destruction of Police Uniforms - $1400
603301	Court Appear & Trans Fee	This line item is for transcribed statements and the use of other investigative tools during criminal and internal affairs investigations. Using a transcription service eliminates paying overtime to type statements during peak times, and will supplement existing resources during time sensitive requirements for statements or to maintain the workflow when employees are out without using overtime funds.
603407	Board up Services	Expenses relating to vendor board up services to secure homes that have been burglarized, left unsecure, and where the owner could not be contacted to secure the residence before the departure of police personnel.
603425	Software License & Maint	This line funds the police department's portion of the costs associated with the annual maintenance of the computer aided dispatch system and other systems: Insight Public Sector - Mark 43 software - $234,200 Carolina Crisis Annual Software - $800 Includes approved above base request of $22,500 for 5 new Police Officer positions
603459	Crossing Guards	This line item is used to fund contractual crossing guard services for all school zones within Miramar.
603460	Landscape Services	This line item is to fund the maintenance of vacant properties to include lawn mowing, pool services, and trash removal that violate city code.
603501	Travel-Investigations	This line item funds travel expenses, including tolls, for out of the area or out of state investigators to complete criminal investigations. This also includes the need or requirement for internal affairs investigators or background investigators to leave the area.
604001	Travel & Training	This line item funds travel and accommodations associated with specialized trainings and conferences, such as International Association of Chiefs of Police, FBINAA, and many other annual training conferences.
604002	Youth Advisory Council	This line item is being used in support of the Youth Advisory.
604100	Communication Services	Funds cellular service fees for HNT line and cable services for PDHQ and WSS Comcast PDHQ- $7,500 Google Gsuite - $1,500
604200	Postage	This account represents allocated costs for mailings and delivery services for U.P.S. and Federal Express.
604300	Water/Wastewater Svc	Costs associated with water and wastewater services for police department buildings.
604301	Electricity Svcs	This account represents allocated costs for electricity usage.
604401	Rental Vehicles	Cost for rental vehicles: Enterprise Holding 4 vehicles estimate of $3287 per month, $39500 Royal Rental 4 vehicles estimate of $4242 per month, $51,000
604405	Leased Motorcycles	Funds the cost for Leased Motorcycles Alligator Alley Harley-Davidson 9 motorcycles at $7151 each per month, $88,000
604500	Risk Internal Svcs Charge	This is a restricted account for allocated property and liability insurance premiums as per HR-Risk Management.
604550	Health Ins Internal Serv Chg	Funds the City's wellness program that encourage employees to adopt healthy habits through education, incentives and an on-site clinic.
604610	Fleet Internal Svcs Charge	This account is for repair and maintenance of city vehicles as per PW Fleet Maintenance.
604611	Vehicle Rehab & Enhance	This line is for repair and maintenance work on department vehicles considered to be outside the normal scope of repair and maintenance, and considered to be an enhancement to the existing vehicle. An example of this would be the replacement of a broken vehicle emergency light bar with a new one when the existing light bar cannot be repaired.
604612	Vehicle Ancillary	This line is for ancillary costs related to department owned vehicles, such as vehicle cleaning, biohazard cleaning services, window tinting services, etc. This also covers the costs of equipment needed to properly outfit each vehicle, such as fire extinguishers, water rescue rope, first aid kits, flares, personal biohazard/personal protective equipment.
604613	Vehicle Detail	This line is for costs associated with vehicle cleanliness and general upkeep.
604614	R&M Motorcycle	This line is for costs associated with motorcycle repair costs not covered under the motorcycle vendor lease agreement.
604625	R&M Equipment	This line represents costs associated with the repair and maintenance of equipment.
604645	R&M Radios	The funds allocated to this account will be used for repair and maintenance of department's radio equipment when not covered under warranty or maintenance contract.
604700	Printing & Binding Svc	This line funds expenses associated with the printing and binding of various department forms and reports, such as police reports, case cards, business cards, training handouts, arrest cards, educational flyers, etc.

Object #	Account Description	Justification
604825	Crime Prevention	This line funds expenses associated with the Civilian Police Academy, Citizen Volunteer Program, and Citizen Crime Watch. Educational efforts via lectures, visual aids, and hand-out materials are offered to homeowners' associations, civic groups, churches, businesses and the public-spirited schools by all department personnel.
604916	Administrative Expense	This expenditure is associated with ceremonies, community events, staff meetings, personnel remembrances, awards and presentations.
604917	Volunteer Administrative Exp	This line is for costs associated with volunteer programs, supplies, events, etc.
604931	Recording Fees	This line item is for costs associated with recording special magistrate hearings in all applicable mediums.
604950	Employee Awards	For employee recognition and awards.
604965	Special Magistrate	This line item is for fees paid to contract attorneys who provide special magistrate services to the city.
604989	IT Internal Svcs Charge	This account is for technology related costs such as leased computers, internet, intranet, land lines, network, telephone, software licenses, database needs and support services.
604997	Other Operating Expenses	This cost is for supplies that are not accounted for in other line items.
604998	Contingency	This is required for unexpected costs and emergencies which have not been budgeted for in other accounts.
605100	Office Supplies	This cost is for desktop and other general office supplies for the department.
605120	Computer Operating Expenses	This cost is for the print management contract and computer related supplies such as paper, ribbons, tapes, laser toner drum, and printer related supplies.
605220	Vehicle Fuel-On-Site	This account covers the cost of gas and oil used for city vehicles.
605221	Vehicle Fuel-Off-Site	This account covers costs for city vehicles fueled outside of city limits. It is primarily used when city vehicles are used to transport employees to off-site trainings, meetings or other city related events.
605225	Equip Gas Oil & Lube	This account is used for gas, oil and lube for generator and other equipment.
605230	Program Supplies	This line funds costs associated with school programs such as equipment, supplies, and other expenses related to the Student Resource Officer and Explorer programs.
605240	Uniforms Cost	This account is used for the replacement and initial issuance of all uniforms and accessories worn by both police and civilian personnel of the department. Includes approved above base requests of $5,000 for 5 new Police Officer positions (Prog 201) and $6,000 for Reserve Officer Program (Prog 200).
605242	Protective Clothing and Shoes	This account is used for the replacement and initial issuance of all protective clothing worn by both police and civilian personnel of the department. Includes approved above base requests of $10,000 for 5 new Police Officer positions (Prog 201) and $9,000 for Reserve Officer Program (Prog 200).
605244	Personal Prop Reimburse	This expenditure is a stipulated contractual agreement in the current PBA agreement where members are reimbursed for personal property damaged in the line of duty.
605251	Noncap Equip (Item less 5000)	Account used for noncapital equipment items that cost under $5,000 each Crime scene processing supplies and equipment: Drug testing kits, fingerprint processing equipment, gunpowder detection kits, evidence markers, biohazard gear, evidence packaging) - $10,000 Replacement of Automated External Defibrillators (AEDs) - $10,000 Equipment rental for DUI checkpoints (solar light towers, traffic cones) - $5,000 Camera equipment and accessories - $4,000 Interview room acoustics -$3,000 Dive tools- $2,700 Promotional products for recruitment and department events - $2,300 Miscellaneous equipment - $6,400 TV for communications $5000 Includes approved above base request of $17,500 for 5 new Police Officer positions (Prog 201)
605261	Canine Expenses	This cost is for veterinary care, food, grooming, and other related supplies needed for police canines.
605270	Ammunition Expense	This account is used to purchase weapons, munitions, simunitions and long-barrel weapons. Semi-annual qualification and regular practice in firearms training is performed in order to maintain a level of proficiency as mandated by state standards. Replaced ammunition is used for practice to lower expenses. In addition to rounds expended during practice and qualification, fresh factory ammunition is issued to all officers yearly. Includes funding for Taser upgrades and approved above base request of $2,250 for 5 new Police Officer positions (Prog 201).
605290	Other Operating Supplies	This line item is for commodities for the operating budget such as batteries, flares, cassette tapes for transcriptions, tools for sign and graffiti removal, first aid supplies, crime scene tape and processing supplies and items used for surveillance.

Object #	Account Description	Justification
605410	Subscriptions & Memberships	This cost is for various professional organizational memberships and subscriptions, professional journals and online subscriptions, and access to training materials which update employees on changing laws and procedures within their job functions: Kiwanis Group annual membership - $300 Sun Sentinel subscription - $100 International Conference of Police Chaplains (3 members) - $400 Fl. Police Chiefs Association (6 members) - $1,100 International Assoc. of Chiefs of Police (6 members) - $1,200 Broward County Chiefs of Police Assoc. (13 members) - $1,900 South Florida Background Investigators agency membership - $125 National Internal Affairs Investigators Assoc. agency membership - $50 Society for Human Resources (1 member) - $200 International Assoc. for Identification membership (4 members) - $400 American Academy of Forensic Sciences (1 member) - $25 Assoc. for Crime Scene Reconstruction (1 member) - $40 International Associate for Property & Evidence (3 members) - $150 FL Division of the International Assoc. for Identification (4 members) - $140 Sam's Club Annual Membership - $45 International Assoc. of Financial Crimes Investigators (2 members) - $160 National Narcotic Detector Dog Assoc. (1 member) - $55 North American Police Work Dog Association membership (1 member) - $45 Gold Coast Assoc. of Code Enforcement membership (15 members) - $450 FL Assoc. of Code Enforcement (15 members) - $600 Allotment for price increases and/or new subscriptions/memberships - $2,615
605500	Training-General	This is for local training by subject matter experts to include course registration fees and training materials needed to support training activities. Palm Beach County Sheriff Office $300 University of Central Florida-safety training for Code officers $2000 FBI Leeds- $650 Miami Dade Police Dept. Training Bureau $2300 Police Motorcycle Training - $1450 Police/CSA Academy for new hires, general officer safety courses-$44,510 Broward Victim Advocate training-$250 Fl. Dept. of Health- 911 Dispatch Certification Fee -$350 Police Honor Guard -$150 Glock/Range/Tactical Training-$3000 FAU Public Safety Leadership Course- $2000 Code Officer Safety Training courses-$1300 State of Florida Bureau of Criminal Justice -$160 Institute of Police Technology -$230 International Assoc. of Identification -$600 Exam fees- $550 Fl. State College of Jacksonville- 911 dispatch certification course -$600 John Scott Dailey Fl. Institute -Leadership course $1300 Police Range - $2100 Includes approved above base request of $90,000 for additional police academy costs (Prog 201) Includes approved above base request of $5,000 for 5 new Police Officer position (Prog 201)
605510	Tuition Reimbursement	Education assistance to permanent employees that is associated with a certificate or degree program at a community college or state college/university. Education must be related to the employee's present position or have the ability to assist in a promotional opportunity. The cost covers books and lab fees associated with the course.
606441	Vehicle Replacement Program	This budgeted amount is for escrow for future vehicle replacements.
606450	Radio Equipment	Includes approved above base requests of $46,000 for 5 new Police Officer positions (Prog 201) and $60,600 for Reserve Officer Program (Prog 200).
606470	Computer Equipment	Includes approved above base request of $25,000 for 5 new Police Officer positions (Prog 201).

Fire-Rescue

Mission

To protect, serve and educate our community with pride and professionalism.

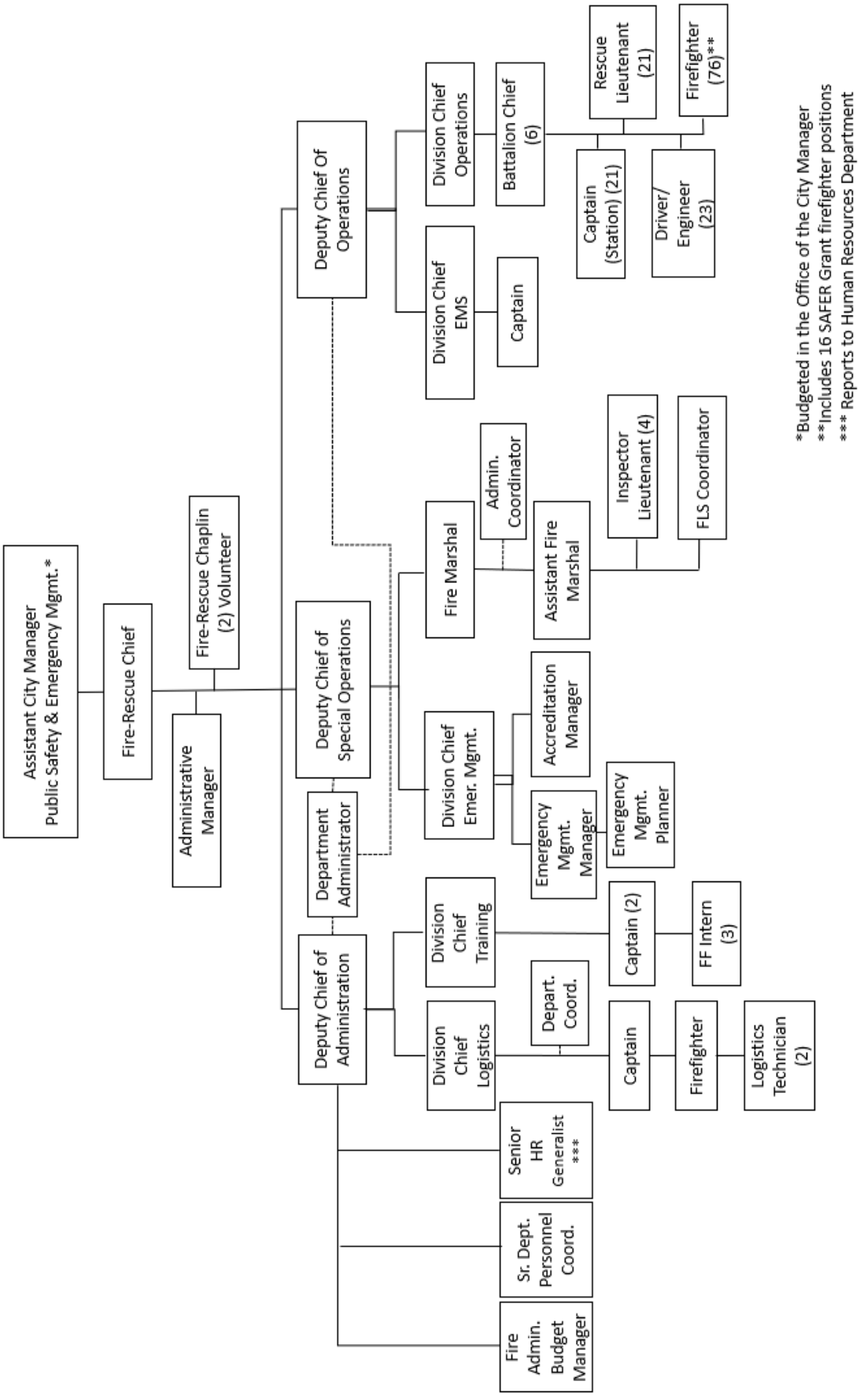
Assistant City Manager
Public Safety & Emergency Mgmt.*
Fire-Rescue Chief
Administrative Manager
Fire-Rescue Chaplin
(2) Volunteer
Deputy Chief Of Operations
Division Chief Operations
Battalion Chief (6)
Rescue Lieutenant (21)
Firefighter (76)**
Captain (Station) (21)
Driver/ Engineer (23)
Division Chief EMS
Captain
Deputy Chief of Special Operations
Fire Marshal
Admin. Coordinator
Assistant Fire Marshal
Inspector Lieutenant (4)
FLS Coordinator
Division Chief Emer. Mgmt.
Accreditation Manager
Emergency Mgmt. Manager
Emergency Mgmt. Planner
Department Administrator
Deputy Chief of Administration
Division Chief Training
Captain (2)
FF Intern (3)
Depart. Coord.
Division Chief Logistics
Captain
Firefighter
Logistics Technician (2)
Senior HR Generalist ***
Sr. Dept. Personnel Coord.
Fire Admin. Budget Manager
*Budgeted in the Office of the City Manager
**Includes 16 SAFER Grant firefighter positions
*** Reports to Human Resources Department

Department Overview

The Fire-Rescue Department provides services to the City's residents from five City-owned stations. The Fire Chief is responsible for and has the ultimate authority in every aspect of the fire service.

As indicated in the Position Detail, this department has 181.5 budgeted positions of which 180 are full-time (includes 16 SAFER Grant firefighters) and three (1.5 FTEs) are part-time employees. The seven (7) programs provided are:

1. Administration
2. Logistics
3. Life Safety
4. Fire Protection
5. Fire-Rescue Training
6. Emergency Management
7. Emergency Medical Services

FY 2023 Accomplishments

- Received the Staffing for Adequate Fire and Emergency Response (SAFER) Grant for the hiring of 16 firefighters for a three-year period.
- Received $184,714 in EMS matching grant funds to purchase three power stretchers and three manual defibrillators.
- Maintained the automated external defibrillators (AEDs) and stop the bleed kits throughout the city buildings by replacing the expired batteries and accessories. Also, added AEDs to areas of need within the city.
- Re-certified city staff on CPR, First Aid, and Fire Extinguisher training.
- Conducted promotional exams for Captain and Driver Engineer.
- Completed Community Emergency Response Team (CERT) training for new members.

FY 2024 Goals

- Complete Risk Assessment for the City.
- Train and Certify 15 firefighters in Technical Rescue Team Training utilizing UASI grant funds.
- Establish field blood analysis by being an accredited lab, which will provide better diagnosis capabilities for our patients.

Fire-Rescue Recruit Class Swearing In Ceremony

Program Revenues, Expenditures and Positions Summary

Dedicated Revenues	FY 2021 Actual	FY 2022 Actual	FY 2023 Budget	FY 2023 Revised	FY 2024 Budget
Administration	$ 312	$ 164	$ 200	$ 200	$ 200
Logistics	—	809,804	—	—	—
Life Safety	1,684,854	2,366,746	2,750,000	2,750,000	2,832,500
Fire Protection	21,895,640	22,231,072	22,475,880	22,475,880	26,475,900
Fire-Rescue Training	375	2,910	1,500	1,500	1,500
Emergency Medical Services	1,685,524	2,170,350	2,275,000	2,275,000	2,500,000
Total	**$ 25,266,704**	**$ 27,581,046**	**$ 27,502,580**	**$ 27,502,580**	**$ 31,810,100**

** Dedicated revenue covers 100% (FY18 thru FY24) of fire protection costs and allowable expenditures in other programs and CIP*

Expenditures by Program					
Administration	$ 2,142,414	$ 2,369,707	$ 3,320,100	$ 3,065,199	$ 3,702,800
Logistics	952,356	1,976,466	1,826,300	1,803,275	1,708,300
Life Safety	2,161,721	2,359,089	2,977,100	2,969,479	2,925,500
Fire Protection	20,322,100	19,922,787	18,608,300	19,127,982	20,074,406
Fire-Rescue Training	1,481,976	1,058,736	1,127,000	1,129,800	1,265,200
Emergency Management	429,112	709,129	782,550	829,412	1,415,550
Emergency Medical Services	16,706,451	15,271,985	14,444,870	14,478,051	15,059,582
Total	**$ 44,196,130**	**$ 43,667,899**	**$ 43,086,220**	**$ 43,403,197**	**$ 46,151,338**
Expenditures by Category					
Personnel Services	$ 39,521,769	$ 37,940,041	$ 37,282,900	$ 37,522,600	$ 38,946,900
Operating Expense	4,433,084	4,304,988	5,018,250	4,999,942	6,011,983
Capital Outlay	241,277	1,422,871	785,070	880,656	1,192,455
Total	**$ 44,196,130**	**$ 43,667,899**	**$ 43,086,220**	**$ 43,403,197**	**$ 46,151,338**
Positions by Program					
Administration	8.00	8.00	9.00	9.00	9.00
Logistics	5.00	5.00	6.00	6.00	6.00
Life Safety	8.00	8.00	9.00	9.00	8.00
Fire Protection	69.50	69.50	68.00	68.00	69.00
Fire-Rescue Training	5.50	5.50	5.50	5.50	4.50
Emergency Management	4.00	4.00	4.00	4.00	5.00
Emergency Medical Services	64.50	64.50	63.00	63.00	64.00
Total	**164.50**	**164.50**	**164.50**	**164.50**	**165.50**

Position Detail	FY 2021 Actual	FY 2022 Actual	FY 2023 Budget	FY 2023 Revised	FY 2024 Budget
Accreditation Manager	—	—	—	1.00	1.00
Administrative Coordinator	2.00	2.00	2.00	1.00	1.00
Administrative Manager	—	—	—	1.00	1.00
Assistant Fire Marshal/Fire Plans Examiner	2.00	2.00	2.00	1.00	1.00
Battalion Chief	6.00	6.00	6.00	6.00	6.00
Captain	25.00	25.00	25.00	25.00	25.00
Department Administrator	1.00	1.00	1.00	1.00	1.00
Deputy Fire Chief	1.00	3.00	3.00	3.00	3.00
Division Chief	5.00	4.00	4.00	5.00	5.00
Driver/Engineer	21.00	23.00	21.00	23.00	23.00
Emergency Mgmt. Manager	1.00	1.00	1.00	1.00	1.00
Emergency Mgmt. Planner	2.00	2.00	2.00	1.00	1.00
Fire Administrative Budget Manager	1.00	1.00	1.00	1.00	1.00
Fire Chief	1.00	1.00	1.00	1.00	1.00
Fire Department Coordinator	1.00	1.00	1.00	1.00	1.00
Fire Life Safety Coordinator	1.00	1.00	1.00	1.00	1.00
Fire Marshal	1.00	1.00	1.00	1.00	1.00
Firefighter EMT	3.00	4.00	4.00	4.00	4.00
Firefighter Paramedic	60.00	58.00	58.00	57.00	57.00
Inspector Lieutenant	4.00	3.00	4.00	4.00	4.00
Intern - Firefighter - Part-time (3)	1.50	1.50	1.50	1.50	1.50
Logistics Technician	2.00	2.00	2.00	2.00	2.00
Plans Examiner/Investigator	—	—	1.00	—	—
Public Relations Specialist - Fire	1.00	—	—	—	—
Rescue Lieutenant	21.00	21.00	21.00	21.00	21.00
Senior Department Personnel Coordinator	1.00	1.00	1.00	1.00	1.00
Senior Human Resources Generalist	—	—	—	—	1.00
Total FTE's (General Fund)	**164.50**	**164.50**	**164.50**	**164.50**	**165.50**
Firefighter EMT (SAFER Grant - Fund 162)	—	—	—	8.00	8.00
Firefighter Paramedic (SAFER Grant - Fund 162)	—	—	—	8.00	8.00
Total FTE's	**164.50**	**164.50**	**164.50**	**180.50**	**181.50**
Positions by Classification					
Certified Firefighters	150.00	151.00	151.00	167.00	167.00
Clerk/Tech/Firefighter Paramedic Trainee	14.50	13.50	13.50	13.50	14.50
Total	**164.50**	**164.50**	**164.50**	**180.50**	**181.50**

Fire-Rescue Balanced Scorecard

Measures	Objectives	Series Status	FY 2022 Actual	FY 2023 Actual	FY 2024 Goal
Total Miramar Fire-Rescue Transports	Enhanced Continuity of service	Q4 Actual	1,445.00	1,506.00	
		YTD Actual	5,744.00	6,006.00	
		EOY Target	5,600.00	5,600.00	5,600.00
		% Target	102.57%	107.25%	
		% Goal	100.00%	100.00%	
Total Average EMS Response Times (in minutes)	Reduce Fire-Rescue Response Times to Medical Calls	Q4 Actual	6.54	6.44	
		YTD Actual	6.80	6.46	
		EOY Target	6.00	6.00	6.00
		% Target	113.30%	107.60%	
		% Goal	100.00%	100.00%	
% of EMS calls arrived in 6 minutes or less	Reduce Fire-Rescue Response Times to Medical Calls	Q4 Actual	73.00%	75.00%	
		YTD Actual	72.25%	75.50%	
		EOY Target	83.00%	83.00%	83.00%
		% Target	87.05%	90.96%	
		% Goal	100.00%	100.00%	
Total Average Fire Response Time (in minutes)	Reduce Fire-Rescue Response Times to Medical Calls	Q4 Actual	5.29	5.26	
		YTD Actual	4.75	5.22	
		EOY Target	6.00	6.00	6.00
		% Target	126.25%	114.94%	
		% Goal	100.00%	100.00%	
% of Fire calls arrived in 6 minutes or less	Reduce Fire-Rescue Response Times to Medical Calls	Q4 Actual	86.00%	86.00%	
		YTD Actual	89.25%	86.50%	
		EOY Target	90.00%	90.00%	90.00%
		% Target	99.17%	96.11%	
		% Goal	100.00%	100.00%	
Number of EMS Calls Responded to	Enhanced Continuity of service	Q4 Actual	2,353.00	2,370.00	
		YTD Actual	9,339.00	9,660.00	
		EOY Target	8,984.00	8,984.00	8,984.00
		% Target	103.95%	107.52%	
		% Goal	100.00%	100.00%	

Fire-Rescue Balanced Scorecard

Measures	Objectives	Series Status	FY 2022 Actual	FY 2023 Actual	FY 2024 Goal
Number of Fire Calls Responded to	Enhanced Continuity of service	Q4 Actual	1,017.00	1,097.00	
		YTD Actual	4,010.00	4,231.00	
		EOY Target	2,432.00	2,432.00	2,432.00
		% Target	164.88%	173.97%	
		% Goal	100.00%	100.00%	
Percent of Cardiac Patients with pulsatile rhythms upon delivery to a hospital	Enhanced Continuity of service	Q4 Actual	7.00%	9.00%	
		YTD Actual	14.50%	12.75%	
		EOY Target	15.00%	15.00%	15.00%
		% Target	96.67%	85.00%	
		% Goal	100.00%	100.00%	
Meets budget target - Expenses	Finances	Q4 Actual	$12,901,982.36	$11,201,862.00	
		YTD Actual	$42,856,411.04	$41,818,218.00	
		EOY Target	$41,354,783.00	$43,163,497.00	$46,151,338.00
		% Target	103.63%	96.88%	
		% Goal	100.00%	100.00%	
Meets projected target - Expenses	Finances	Q4 Actual	$12,901,982.36	$11,201,862.00	
		YTD Actual	$42,856,411.04	$41,818,218.00	
		EOY Projection	$42,597,220.00	$43,163,052.00	$46,151,338.00
		% Target	100.61%	96.88%	
		% Goal	100.00%	100.00%	
Meets budget target - Revenues	Finances	Q4 Actual	$1,242,349.08	$1,981,148.00	
		YTD Actual	$26,741,701.18	$28,371,862.00	
		EOY Target	$25,690,972.00	$27,502,580.00	$31,810,100.00
		% Target	104.09%	103.16%	
		% Goal	100.00%	100.00%	
Meets projected target - Revenues	Finances	Q4 Actual	$1,242,349.08	$1,981,148.00	
		YTD Actual	$26,741,701.18	$28,371,862.00	
		EOY Projection	$27,102,580.00	$27,476,323.00	$31,810,100.00
		% Target	98.67%	103.26%	
		% Goal	100.00%	100.00%	

Fire-Rescue Balanced Scorecard

Measures	Objectives	Series Status	FY 2022 Actual	FY 2023 Actual	FY 2024 Goal
Percent of Fire Plan Reviews Processed within 4 days	Reduce Property Loss and Destruction	Q4 Actual	97.00%	98.00%	
		YTD Actual	74.25%	93.00%	
		EOY Target	90.00%	90.00%	90.00%
		% Target	82.50%	103.33%	
		% Goal	100.00%	100.00%	
Number of Fire Plans reviewed	Reduce Property Loss and Destruction	Q4 Actual	277.00	114.00	
		YTD Actual	1,166.00	768.00	
		EOY Target	824.00	824.00	824.00
		% Target	141.50%	93.20%	
		% Goal	100.00%	100.00%	
Total Number of Life Safety Inspections	Reduce Property Loss and Destruction	Q4 Actual	1,285.00	442.00	
		YTD Actual	4,001.00	3,325.00	
		EOY Target	3,444.00	3,444.00	3,444.00
		% Target	116.17%	96.54%	
		% Goal	100.00%	100.00%	
Total training hours (248 per FF/PM)	Enhance Fire Training	Q4 Actual	11,856.84	10,729.89	
		YTD Actual	44,085.29	43,314.59	
		EOY Target	37,448.00	37,448.00	37,448.00
		% Target	117.72%	115.67%	
		% Goal	100.00%	100.00%	
Survey: Fire Service Quality, Among all respondents: % Excellent or Good	Professional Development	Q4 Actual	94.00%	96.00%	
		YTD Actual	93.75%	94.25%	
		EOY Target	98.00%	98.00%	98.00%
		% Target	95.66%	96.17%	
		% Goal	100.00%	100.00%	
Number of incidents per 1,000 residents	Improve planning and prepardness	Q4 Actual	23.65	25.08	
		YTD Actual	93.70	100.49	
		EOY Target	84.00	84.00	84.00
		% Target	111.55%	119.63%	
		% Goal	100.00%	100.00%	

FY23 actuals (revenues and expenses) are as of 11/08/2023.

End of year targets exclude year-end budget amendments.

Fire-Rescue FTE's by Program

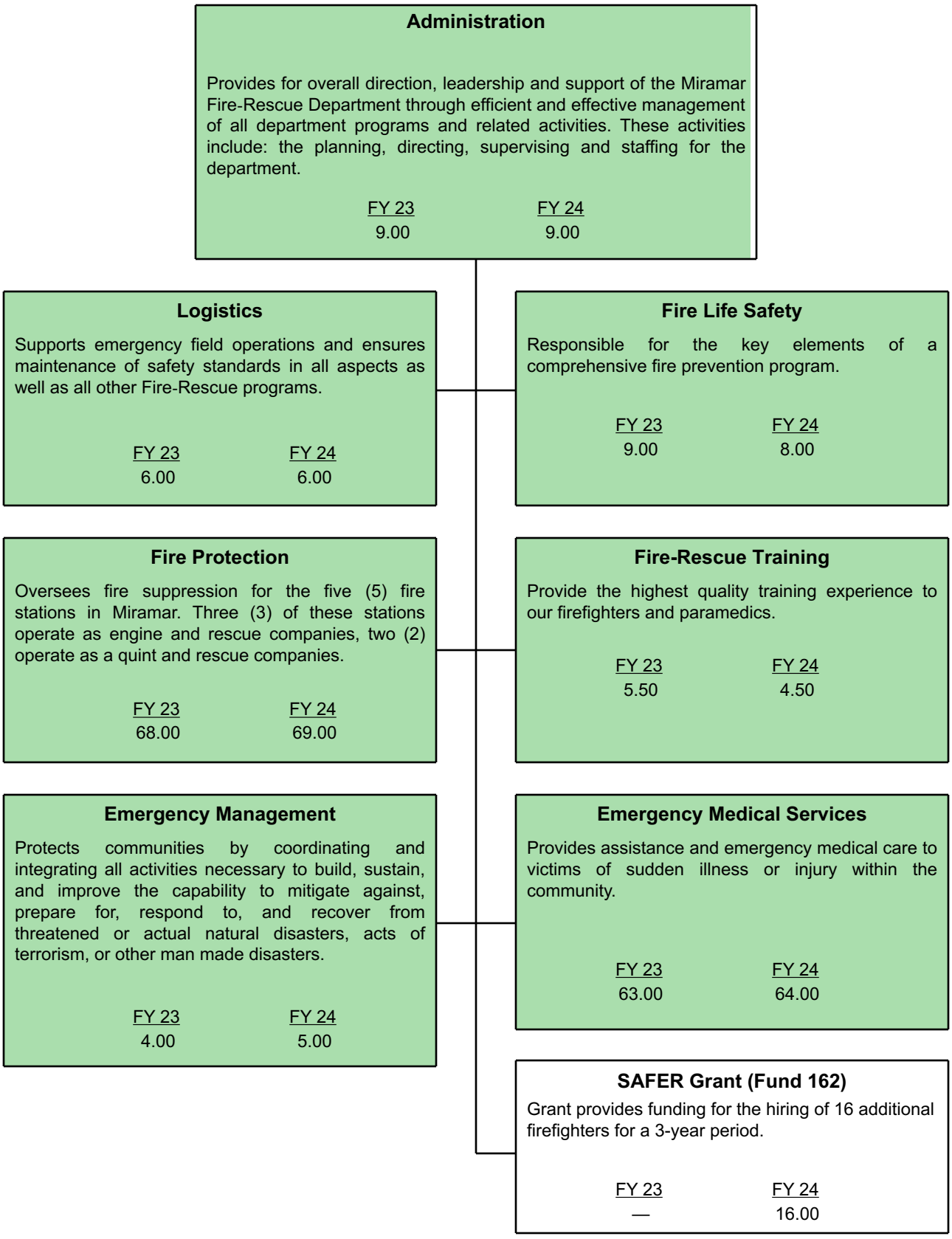

Administration—Program 100

Description

The Administration Program provides for overall direction, leadership and support of the Miramar Fire Rescue Department through efficient and effective management of all department programs and related activities. These activities include: the planning, directing, supervising, and staffing for the department. This program is responsible to ensure that the Department consistently meets and exceeds the goals of the City along with applicable standards or regulations which will result in the delivery of responsive, effective, and efficient fire department services. Components of the Administration Program include policy development, personnel administration, planning, research and development, financial management, union contract negotiations, labor relations, records management, communications, information technology, payroll, and accounts payable.

	Object Code	FY 2021 Actual	FY 2022 Actual	FY 2023 Budget	FY 2023 Revised	FY 2024 Budget
Dedicated Revenues						
Other Charges and Svcs	349003	**$ 312**	**$ 164**	**$ 200**	**$ 200**	**$ 200**
Expenditures by Category						
Personnel Services		$ 1,559,682	$ 1,655,428	$ 2,533,900	$ 2,283,900	$ 2,679,000
Operating Expense		576,707	682,379	753,300	748,399	950,500
Departmental Capital Outlay		6,025	31,900	32,900	32,900	73,300
Total		**$ 2,142,414**	**$ 2,369,707**	**$ 3,320,100**	**$ 3,065,199**	**$ 3,702,800**
Percent of Time by Position						
Administrative Coordinator		1.00	1.00	1.00	—	—
Administrative Manager		—	—	—	1.00	1.00
Department Administrator		1.00	1.00	1.00	1.00	1.00
Deputy Fire Chief		1.00	1.00	2.00	2.00	2.00
Driver/Engineer		—	1.00	1.00	1.00	—
Fire Administrative Budget Manager		1.00	1.00	1.00	1.00	1.00
Fire Chief		1.00	1.00	1.00	1.00	1.00
Fire Department Coordinator		1.00	1.00	1.00	1.00	1.00
Public Relations Specialist - Fire		1.00	—	—	—	—
Senior Department Personnel Coordinator		1.00	1.00	1.00	1.00	1.00
Senior Human Resources Generalist		—	—	—	—	1.00
Total		**8.00**	**8.00**	**9.00**	**9.00**	**9.00**

Logistics—Program 302

Description

The Logistics Program is a responsive program that supports emergency field operations and ensures compliance with apparatus, equipment, facility, and personal protective equipment safety standards for the department. This program is responsible for ensuring that emergency operations are prepared to be in a constant state of readiness by coordinating fleet, facility, and equipment purchasing, inventory, maintenance, testing, and repairs. The Program is also responsible for procuring, maintaining, and delivering emergency medical supplies, station supplies, fire suppression supplies, uniforms, bunker gear, medications, and safety equipment. The Logistics Facility is the receiving and distribution center for the Fire-Rescue Department. Staff oversees various large scale projects by providing project management for assigned projects. The Logistics program ensures all equipment, apparatus and personal protection equipment are maintained, inspected, and tested annually to meet national safety standards and local codes and regulations.

Dedicated Revenues	Object Code	FY 2021 Actual	FY 2022 Actual	FY 2023 Budget	FY 2023 Revised	FY 2024 Budget
None		**$ —**	**$ —**	**$ —**	**$ —**	**$ —**
Expenditures by Category						
Personnel Services		$ 740,539	$ 960,989	$ 1,409,900	$ 1,409,900	$ 1,246,300
Operating Expense		211,817	174,073	378,500	355,475	401,700
Departmental Capital Outlay		—	841,404	37,900	37,900	60,300
Total		**$ 952,356**	**$ 1,976,466**	**$ 1,826,300**	**$ 1,803,275**	**$ 1,708,300**
Percent of Time by Position						
Administrative Coordinator		1.00	1.00	1.00	1.00	1.00
Captain		—	—	1.00	1.00	1.00
Division Chief		1.00	1.00	1.00	1.00	1.00
Firefighter Paramedic		1.00	1.00	1.00	1.00	1.00
Logistics Technician		2.00	2.00	2.00	2.00	2.00
Total		**5.00**	**5.00**	**6.00**	**6.00**	**6.00**

Life Safety—Program 303

Description

The Fire Life Safety Program is a mission critical program whose primary function is the prevention of loss of life and or property; via the efforts of all members of the fire service and its leadership who are responsible for the key elements of a comprehensive fire prevention program. A program consisting of: fire safety education, fire investigations, enforcement of all state, county and local codes and ordinances, pre-construction plan review and permit approval, property inspection, evaluation of built-in fire protection systems, training of inspectors and firefighters, as well as members of our community, and offering professional consultation services in the field of life safety to entities entering our municipality.

	Object Code	FY 2021 Actual	FY 2022 Actual	FY 2023 Budget	FY 2023 Revised	FY 2024 Budget
Dedicated Revenues						
Inspection Fees	342510	**$ 1,684,854**	**$ 2,366,746**	**$ 2,750,000**	**$ 2,750,000**	**$ 2,832,500**
Expenditures by Category						
Personnel Services		$ 1,999,052	$ 2,148,427	$ 2,776,100	$ 2,776,100	$ 2,597,900
Operating Expense		162,669	203,662	157,500	149,879	212,600
Departmental Capital Outlay		—	7,000	43,500	43,500	115,000
Total		**$ 2,161,721**	**$ 2,359,089**	**$ 2,977,100**	**$ 2,969,479**	**$ 2,925,500**
Percent of Time by Position						
Assistant Fire Marshal/Fire Plans Examiner		2.00	2.00	2.00	1.00	1.00
Deputy Fire Chief		—	1.00	—	—	—
Driver/Engineer		—	—	—	1.00	1.00
Field Inspector Lieutenant		4.00	3.00	4.00	4.00	4.00
Fire Division Chief		—	—	—	1.00	—
Fire Marshal		1.00	1.00	1.00	1.00	1.00
Fire Life Safety Coordinator		1.00	1.00	1.00	1.00	1.00
Plans Examiner/Investigator		—	—	1.00	—	—
Total		**8.00**	**8.00**	**9.00**	**9.00**	**8.00**

Fire Protection—Program 304

Description

The Miramar Fire Protection program oversees emergency operations for the five fire stations in Miramar. Three of these stations operate as engine and rescue companies, one operates as a quint and rescue company, and one operates as an engine company. The function of these units is multi-faceted and include emergency functions such as fire suppression, management of hazardous materials incidents, response to emergency medical scenes, technical rescue, and surface water rescue operations. The fire protection program also conducts pre-fire planning of all commercial occupants within the City. The fire protection program also provides fire and rescue services at special events that take place within the City as well as conducting fire safety education to the public and giving tours of its fire stations to community groups.

	Object Code	FY 2021 Actual	FY 2022 Actual	FY 2023 Budget	FY 2023 Revised	FY 2024 Budget
Dedicated Revenues						
Firefighter's Supplement	335210	$ 63,962	$ 73,524	$ 75,880	$ 75,880	$ 75,900
Special Assess-Fire Protection	325200	21,441,612	21,746,711	22,000,000	22,000,000	26,000,000
Special Assess-Fire Protect Delinquent	325201	390,066	410,837	400,000	400,000	400,000
Total		**$21,895,640**	**$22,231,072**	**$22,475,880**	**$22,475,880**	**$26,475,900**
Expenditures by Category						
Personnel Services		$17,833,478	$17,549,088	$15,808,300	$16,298,000	$16,523,900
Operating Expense		2,253,370	1,884,083	2,234,600	2,219,908	2,695,976
Departmental Capital Outlay		235,252	489,617	565,400	610,075	854,530
Total		**$20,322,100**	**$19,922,787**	**$18,608,300**	**$19,127,982**	**$20,074,406**
Percent of Time by Position						
Battalion Chief		6.00	6.00	6.00	6.00	6.00
Captain		10.50	10.50	10.00	10.00	10.50
Division Chief		1.00	1.00	1.00	1.00	1.00
Driver/Engineer		11.00	11.50	10.50	11.00	11.50
Firefighter EMT		1.50	2.00	2.00	2.00	2.00
Firefighter Paramedic		29.00	28.00	28.00	27.50	27.50
Lieutenant-Rescue		10.50	10.50	10.50	10.50	10.50
Total		**69.50**	**69.50**	**68.00**	**68.00**	**69.00**

Fire-Rescue Training—Program 305

Description

The Fire-Rescue Training Program's mission is to provide the highest quality training experience to our Firefighters and Paramedics. The goal is accomplished through the provisions of classroom education and practical experience opportunities both in house and at various training facilities.

As a result, all personnel will have the knowledge, skills, and abilities to safely manage and mitigate fire/medical/hazardous emergency incidents while minimizing the risks to themselves, civilians, and the environment. This highly specialized training is administered to all levels in the Fire Department from the newly hired firefighter to the Fire Chief. Firefighter training consists of six core areas of specialization: Firefighting, Firefighter Orientation, Emergency Medical Services, Professional Development, Occupational Safety & Health (OSHA), and the National Incident Management System (NIMS). Through these core training areas, this program is able to meet (and exceed most of) the professional training requirements set forth by the following regulatory and professional standards organizations: National Fire Protection Agency, State of Florida Bureau of Fire Standards & Training, State of Florida Department of Health Division of Medical Quality Assurance, OSHA, and NIMS. In addition, the Fire-Rescue Training Program is responsible for managing the City's American Heart Association (AHA) Community Training Center (CTC). As a function of this responsibility, the department delivers AHA CPR courses to the community and City employees.

During Fiscal Year 2015 this program initiated a High School Fire Academy at Everglades High School within the City. Continuing in FY24, this program offers training to high school students interested in a future career in the fire service. Upon completion of this three-year program, completing a "Live Burn" and once the student reaches 18 years of age, the students will have achieved the requirements for certification as Firefighter I through the State of Florida.

	Object Code	FY 2021 Actual	FY 2022 Actual	FY 2023 Budget	FY 2023 Revised	FY 2024 Budget
Dedicated Revenues						
Reimbursed Expenses - Fire	369911	**$ 375**	**$ 2,910**	**$ 1,500**	**$ 1,500**	**$ 1,500**
Expenditures by Category						
Personnel Services		$ 1,367,020	$ 887,339	$ 942,500	$ 942,500	$ 1,067,900
Operating Expense		114,956	137,996	149,400	152,200	155,700
Departmental Capital Outlay		—	33,400	35,100	35,100	41,600
Total		**$ 1,481,976**	**$ 1,058,736**	**$ 1,127,000**	**$ 1,129,800**	**$ 1,265,200**
Percent of Time by Position						
Captain		3.00	3.00	3.00	3.00	2.00
Division Chief		1.00	1.00	1.00	1.00	1.00
Intern - Firefighter - Part-time (3)		1.50	1.50	1.50	1.50	1.50
Total		**5.50**	**5.50**	**5.50**	**5.50**	**4.50**

Emergency Management—Program 306

Description

The Emergency Management program protects our community by coordinating and integrating all activities necessary to build, sustain, and improve the capability to prepare for, respond to, recover from, mitigate against, and prevent damage from threatened or actual natural disasters, acts of terrorism, or other man-made disasters. The program also directs all training and activities pertaining to the Community Emergency Response Team (CERT) and manages the AlertMIRAMAR Emergency Public Mass Notification System.

	Object Code	FY 2021 Actual	FY 2022 Actual	FY 2023 Budget	FY 2023 Revised	FY 2024 Budget
Dedicated Revenues						
None		**$ —**	**$ —**	**$ —**	**$ —**	**$ —**
Expenditures by Category						
Personnel Services		$ 355,999	$ 594,286	$ 681,400	$ 681,400	$ 1,253,400
Operating Expense		73,113	95,293	92,450	88,401	146,550
Departmental Capital Outlay		—	19,550	8,700	59,611	15,600
Total		**$ 429,112**	**$ 709,129**	**$ 782,550**	**$ 829,412**	**$ 1,415,550**
Percent of Time by Position						
Accreditation Manager		—	—	—	1.00	1.00
Deputy Fire Chief		—	1.00	1.00	1.00	1.00
Division Chief		1.00	—	—	—	1.00
Emergency Management Manager		1.00	1.00	1.00	1.00	1.00
Emergency Management Planner		2.00	2.00	2.00	1.00	1.00
Total		**4.00**	**4.00**	**4.00**	**4.00**	**5.00**

Public Safety Day 2023

Emergency Medical Services—Program 307

Description

The Emergency Medical Services (EMS) Program provides emergency medical care in a pre-hospital setting to community members and its surrounding areas. The EMS program is responsible for ensuring that our agency is compliant with local, state, and federal regulations, and oversees the SWAT Medic and Public Access Defibrillation program. In addition, this program manages compliance with vehicle permitting, personnel certifications and licensure, Health Insurance Portability and Accountability Act, quality assurance, electronic patient care reporting (ePCR), records management, and infection control tracking and reporting.

Dedicated Revenues	**Object Code**	**FY 2021 Actual**	**FY 2022 Actual**	**FY 2023 Budget**	**FY 2023 Revised**	**FY 2024 Budget**
EMS Transport Fees	342600	$ 1,685,524	$ 2,170,015	$ 2,275,000	$ 2,275,000	$ 2,500,000
Reimbursed Fire Expense	369911	—	335	—	—	—
Total		**$ 1,685,524**	**$ 2,170,350**	**$ 2,275,000**	**$ 2,275,000**	**$ 2,500,000**
Expenditures by Category						
Personnel Services		$15,665,999	$14,144,483	$13,130,800	$13,130,800	$13,578,500
Operating Expense		1,040,452	1,127,503	1,252,500	1,285,681	1,448,957
Departmental Capital Outlay		—	—	61,570	61,570	32,125
Total		**$16,706,451**	**$15,271,985**	**$14,444,870**	**$14,478,051**	**$15,059,582**
Percent of Time by Position						
Captain		11.50	11.50	11.00	11.00	11.50
Division Chief		1.00	1.00	1.00	1.00	1.00
Driver/Engineer		10.00	10.50	9.50	10.00	10.50
Firefighter EMT		1.50	2.00	2.00	2.00	2.00
Firefighter Paramedic		30.00	29.00	29.00	28.50	28.50
Rescue Lieutenant		10.50	10.50	10.50	10.50	10.50
Total		**64.50**	**64.50**	**63.00**	**63.00**	**64.00**

Administration—001-30-100-522-

Object #	Account Description	FY 2021 Actual	FY 2022 Actual	FY 2023 Budget	FY 2023 Revised	FY 2024 Budget
	Personnel Services					
601200	Employee Salaries	$ 783,570	$ 769,443	$ 1,072,700	$ 1,072,700	$ 1,163,400
601205	Lump Sum Payout - Accrued Time	47,259	68,742	87,500	87,500	81,800
601210	Non-Pensionable Earnings	—	11,766	—	—	—
601215	Communication Stipend	14,850	12,225	13,700	13,700	13,700
601220	Longevity	14,880	14,327	15,100	15,100	13,900
601400	Overtime-General	13,828	2,236	4,600	4,600	4,600
601410	Overtime-Holiday	439	—	—	—	—
601561	Drop Transfer	188,471	275,118	500,000	250,000	500,000
602100	FICA & MICA	(59,141)	60,702	77,800	77,800	86,200
602210	Pension-General	45,600	49,100	31,300	31,300	45,400
602230	Pension-Fire	148,799	145,726	439,300	439,300	459,500
602235	Pension-Senior Mgmt	27,100	25,700	51,000	51,000	68,200
602265	Pension-457	31,356	30,476	46,500	46,500	50,200
602300	Pmt In Lieu Of Insurance	5,611	3,884	—	—	—
602304	Health Insurance-PPO	12,396	16,921	16,700	16,700	—
602305	Health Insurance-HMO	69,947	70,418	66,200	66,200	64,600
602306	Dental Insurance-PPO	1,940	1,875	1,800	1,800	1,900
602307	Dental Insurance-HMO	524	609	500	500	400
602309	Basic Life	1,559	2,189	3,100	3,100	3,400
602311	Long-Term Disability	343	463	1,500	1,500	6,600
602314	IAFF Health Insurance	26,169	27,608	45,900	45,900	48,200
602400	Workers' Compensation	65,900	65,900	58,700	58,700	67,000
	Sub-Total	1,559,682	1,655,428	2,533,900	2,283,900	2,679,000
	Operating Expense					
603141	Existing Employee Screening	6,840	5,350	10,000	24,178	10,000
603425	Software License & Maint	47,770	79,721	93,300	93,300	145,200
604001	Travel & Training	—	10,196	1,500	7,350	1,500
604100	Communication Services	13,059	12,028	47,900	13,000	47,900
604200	Postage	1,130	1,374	5,200	5,200	5,200
604301	Electricity Svcs	6,053	18,832	21,000	21,000	23,900
604500	Risk Internal Svcs Charge	3,200	13,600	11,200	11,200	10,500
604550	Health Ins Internal Serv Chg	27,400	14,800	14,100	14,100	17,900
604610	Fleet Internal Svcs Charge	13,600	12,200	15,900	15,900	19,400
604640	R&M Machinery	90	—	2,400	2,400	2,400
604645	R&M Radios	48,267	80,726	78,000	72,965	82,800
604700	Printing & Binding Svc	842	1,345	1,500	1,500	1,500
604820	Safety Education	1,101	1,008	1,100	1,100	1,100
604850	Explorer & Recruitment	6,535	1,676	6,600	2,316	6,600
604916	Administrative Expense	1,195	847	1,000	1,000	1,000
604920	License & Permit Fees	—	258	300	300	300
604950	Employee Awards	1,360	1,200	1,200	2,900	1,200
604989	IT Internal Svcs Charge	361,800	390,200	399,100	399,100	437,000
604997	Other Operating Expenses	6,563	5,810	5,500	4,500	5,500
604998	Contingency	—	—	7,700	—	100,000
605100	Office Supplies	2,032	1,899	2,000	2,000	2,000
605120	Computer Operating Expenses	500	498	500	500	500
605220	Vehicle Fuel-On-Site	3,390	11,471	6,400	6,400	7,200
605240	Uniforms Cost	1,022	840	1,100	1,100	1,100
605251	Noncap Equip (Item less 5000)	14,143	7,477	9,000	40,505	9,000
605252	Small Tools	3,947	2,457	5,000	285	5,000
605290	Other Operating Supplies	2,330	2,088	2,900	2,900	2,900
605410	Subscriptions & Memberships	2,484	1,878	1,400	1,400	1,400
605500	Training-General	55	2,600	500	—	500
	Sub-Total	576,707	682,379	753,300	748,399	950,500
	Departmental Capital Outlay					
606441	Vehicle Replacement Program	—	31,900	32,900	32,900	73,300
606450	Radio Equipment	6,025	—	—	—	—
	Sub-Total	6,025	31,900	32,900	32,900	73,300
	Total	**$ 2,142,414**	**$ 2,369,707**	**$ 3,320,100**	**$ 3,065,199**	**$ 3,702,800**

Logistics—001-30-302-529-

Object #	Account Description	FY 2021 Actual	FY 2022 Actual	FY 2023 Budget	FY 2023 Revised	FY 2024 Budget
	Personnel Services					
601200	Employee Salaries	$ 474,893	$ 520,523	$ 769,000	$ 769,000	$ 671,200
601205	Lump Sum Payout - Accrued Time	14,987	35,052	10,400	10,400	33,000
601215	Communication Stipend	7,650	7,700	9,800	9,800	9,800
601220	Longevity	4,330	4,885	6,600	6,600	6,900
601400	Overtime-General	39,144	6,695	35,100	35,100	35,100
601410	Overtime-Holiday	9,057	4,140	800	800	800
601561	Drop Transfer	—	67,030	—	—	—
602100	FICA & MICA	37,976	37,344	60,000	60,000	55,100
602210	Pension-General	28,600	29,800	25,900	25,900	26,000
602230	Pension-Fire	—	117,321	337,300	337,300	249,800
602265	Pension-457	—	—	—	—	5,400
602305	Health Insurance-HMO	34,528	42,607	41,900	41,900	43,300
602306	Dental Insurance-PPO	392	392	400	400	1,300
602307	Dental Insurance-HMO	528	516	500	500	200
602309	Basic Life	1,037	1,336	2,200	2,200	2,000
602311	Long-Term Disability	215	1,079	1,100	1,100	3,800
602312	HDHP Aetna	6,134	1,840	—	—	—
602313	HSA Payflex	1,400	—	—	—	—
602314	IAFF Health Insurance	26,169	29,229	61,300	61,300	48,200
602400	Workers' Compensation	53,500	53,500	47,600	47,600	54,400
	Sub-Total	740,539	960,989	1,409,900	1,409,900	1,246,300
	Operating Expense					
603401	Janitorial Services	—	—	—	7,986	—
604301	Electricity Svcs	3,266	3,259	6,500	6,500	23,900
604403	Leased Building	108,550	16,020	218,400	175,306	218,400
604451	Expenditure Lease Equipment	—	24,643	—	—	—
604500	Risk Internal Svcs Charge	2,600	11,100	9,100	9,100	8,600
604550	Health Ins Internal Serv Chg	20,000	10,800	10,300	10,300	14,300
604610	Fleet Internal Svcs Charge	25,200	22,600	29,500	29,500	36,000
604611	Vehicle Rehab & Enhance	5,512	2,068	6,000	5,083	6,000
604612	Vehicle Ancillary	2,686	—	2,700	2,700	2,700
604620	R&M Buildings	—	6,010	—	—	—
604640	R&M Machinery	52	—	200	200	200
604952	Expenditure Interest-Equipment	—	5,220	—	—	—
604989	IT Internal Svcs Charge	29,900	36,000		43,000	33,900
605100	Office Supplies	475	178	500	500	500
605220	Vehicle Fuel-On-Site	6,232	15,133	41,100	41,100	46,000
605240	Uniforms Cost	1,372	2,430	2,700	2,700	2,700
605251	Noncap Equip (Item less 5000)	1,145	17,233	1,100	14,100	1,100
605252	Small Tools	1,300	1,112	1,300	1,300	1,300
605290	Other Operating Supplies	300	164	300	300	300
605410	Subscriptions & Memberships	27	100	100	100	100
605500	Training-General	3,200	—	5,700	5,700	5,700
	Sub-Total	211,817	174,073	378,500	355,475	401,700
	Departmental Capital Outlay					
606205	Leased Building	—	809,804	—	—	—
606441	Vehicle Replacement Program	—	31,600	37,900	37,900	60,300
	Sub-Total	—	841,404	37,900	37,900	60,300
	Total	**$ 952,356**	**$ 1,976,466**	**$ 1,826,300**	**$ 1,803,275**	**$ 1,708,300**

Life Safety—001-30-303-522-

Object #	Account Description	FY 2021 Actual	FY 2022 Actual	FY 2023 Budget	FY 2023 Revised	FY 2024 Budget
	Personnel Services					
601200	Employee Salaries	$ 765,359	$ 1,026,917	$ 1,191,000	$ 1,191,000	$ 1,088,700
601205	Lump Sum Payout - Accrued Time	17,002	43,547	17,800	17,800	28,000
601210	Non-Pensionable Earnings	—	3,902	—	—	—
601215	Communication Stipend	10,500	11,925	15,600	15,600	13,700
601220	Longevity	—	5,531	2,200	2,200	3,700
601400	Overtime-General	150,991	29,929	102,700	102,700	102,700
601410	Overtime-Holiday	5,061	7,833	14,700	14,700	14,700
601411	Overtime-Reimbursable	290,345	221,943	288,700	288,700	288,700
601412	Overtime-Emergency	—	1,305	—	—	—
602100	FICA & MICA	85,441	90,310	110,700	110,700	106,600
602210	Pension-General	16,600	17,700	15,500	15,500	15,500
602230	Pension-Fire	489,298	488,888	816,000	816,000	735,600
602265	Pension-457	8,273	19,418	5,200	5,200	4,900
602304	Health Insurance-PPO	—	13,502	17,100	17,100	14,600
602305	Health Insurance-HMO	9,392	2,191	—	—	—
602309	Basic Life	1,339	3,148	3,400	3,400	3,200
602311	Long-Term Disability	347	603	1,700	1,700	6,100
602314	IAFF Health Insurance	91,504	102,236	122,500	122,500	112,600
602400	Workers' Compensation	57,600	57,600	51,300	51,300	58,600
	Sub-Total	1,999,052	2,148,427	2,776,100	2,776,100	2,597,900
	Operating Expense					
603425	Software License & Maint	11,379	12,671	20,000	11,379	33,000
603503	Arson Investigation	677	—	700	700	700
604500	Risk Internal Svcs Charge	2,600	11,100	9,100	9,100	8,600
604550	Health Ins Internal Serv Chg	25,200	13,700	13,000	13,000	18,700
604610	Fleet Internal Svcs Charge	25,200	22,600	29,500	29,500	36,000
604700	Printing & Binding Svc	240	192	400	400	400
604989	IT Internal Svcs Charge	41,800	67,800	58,300	58,300	63,200
605100	Office Supplies	499	488	500	500	500
605120	Computer Operating Expenses	414	369	500	500	18,500
605220	Vehicle Fuel-On-Site	42,039	63,318	8,400	8,400	9,400
605230	Program Supplies	448	610	700	700	700
605240	Uniforms Cost	841	788	1,200	1,200	1,200
605251	Noncap Equip (Item less 5000)	5,397	2,952	5,400	6,400	11,900
605252	Small Tools	658	203	600	600	600
605290	Other Operating Supplies	1,398	300	1,500	2,476	1,500
605410	Subscriptions & Memberships	3,759	5,486	5,500	5,500	5,500
605500	Training-General	119	1,087	2,200	1,224	2,200
	Sub-Total	162,669	203,662	157,500	149,879	212,600
	Departmental Capital Outlay					
606441	Vehicle Replacement Program	—	7,000	43,500	43,500	115,000
	Sub-Total	—	7,000	43,500	43,500	115,000
	Total	**$ 2,161,721**	**$ 2,359,089**	**$ 2,977,100**	**$ 2,969,479**	**$ 2,925,500**

Fire Protection—001-30-304-522-

Object #	Account Description	FY 2021 Actual	FY 2022 Actual	FY 2023 Budget	FY 2023 Revised	FY 2024 Budget
	Personnel Services					
601200	Employee Salaries	$ 6,956,873	$ 7,132,374	$ 7,278,200	$ 7,278,200	$ 7,462,100
601205	Lump Sum Payout - Accrued Time	15,096	7,075	173,000	173,000	106,300
601210	Non-Pensionable Earnings	—	1,961	—	—	—
601215	Communication Stipend	5,950	5,813	5,900	5,900	7,800
601220	Longevity	5,741	1,704	3,000	3,000	4,800
601250	Firefighters-F.S. 112.816	12,500	25,000	12,500	12,500	12,500
601310	Special Duty Pay	—	—	1,300	1,300	1,300
601400	Overtime-General	3,208,953	1,569,858	831,800	1,321,500	831,800
601402	Overtime-Special Events	—	728	—	—	—
601405	Overtime-SWAT	9,844	12,054	11,000	11,000	11,000
601410	Overtime-Holiday	120,272	86,063	84,300	84,300	84,300
601412	Overtime-Emergency	—	29,356	—	—	—
601560	VEBA Accrued Time Payout	1,006,680	2,082,750	1,300,000	1,300,000	1,600,000
601561	Drop Transfer	96,348	19,325	—	—	—
602100	FICA & MICA	731,403	582,238	613,200	613,200	628,800
602230	Pension-Fire	4,237,383	4,480,607	3,907,800	3,907,800	4,047,700
602265	Pension-457	4,889	211	—	—	—
602305	Health Insurance-HMO	—	179	—	—	—
602306	Dental Insurance-PPO	—	7	—	—	—
602309	Basic Life	8,208	12,582	20,700	20,700	22,000
602311	Long-Term Disability	4,421	15,966	10,300	10,300	42,100
602314	IAFF Health Insurance	866,417	940,736	1,072,100	1,072,100	1,109,600
602400	Workers' Compensation	542,500	542,500	483,200	483,200	551,800
	Sub-Total	17,833,478	17,549,088	15,808,300	16,298,000	16,523,900
	Operating Expense					
603141	Existing Employee Screening	59,215	59,450	66,000	60,364	74,000
603190	Prof Svcs-Other	13,367	49,752	82,000	34,389	82,000
603400	Contract Svc-Other	35,078	30,938	36,400	23,400	36,400
603407	Board up Services	590	664	500	890	500
604001	Travel & Training	103	906	1,600	3,349	1,600
604300	Water/Wastewater Svc	51,550	55,332	61,600	61,600	56,900
604301	Electricity Svcs	82,140	112,184	123,400	141,529	133,000
604302	Gas-Propane	24,681	32,073	20,500	36,500	20,500
604500	Risk Internal Svcs Charge	21,500	91,800	75,300	75,300	70,700
604550	Health Ins Internal Serv Chg	263,400	142,400	136,000	136,000	142,800
604610	Fleet Internal Svcs Charge	488,500	438,600	572,800	572,800	697,200
604640	R&M Machinery	16,253	13,923	16,200	20,185	16,200
604645	R&M Radios	6,100	6,100	6,100	6,100	6,100
604700	Printing & Binding Svc	—	48	200	200	200
604989	IT Internal Svcs Charge	420,900	500,600	494,500	494,500	468,000
605100	Office Supplies	1,171	1,186	1,300	1,300	1,300
605120	Computer Operating Expenses	1,000	456	1,000	1,000	1,000
605220	Vehicle Fuel-On-Site	10,714	10,476	8,600	8,600	9,600
605221	Vehicle Fuel-Off-Site	71,982	111,611	92,600	95,600	103,700
605240	Uniforms Cost	47,945	54,054	63,400	72,300	63,400
605243	Bunker Gear	513,559	71,411	98,600	182,211	336,836
605244	Personal Prop Reimburse	227	925	2,400	2,400	2,400
605246	Safety Supplies	4,170	3,142	4,200	3,810	4,200
605247	Janitorial Supplies	27,022	24,231	25,500	30,645	25,500
605250	Noncap Furn (Item less 5000)	4,447	14,220	4,300	11,039	4,300
605251	Noncap Equip (Item less 5000)	47,750	27,246	39,500	44,350	182,240
605252	Small Tools	20,020	13,997	26,200	26,200	26,200
605263	Automotive Supplies	4,355	4,229	6,500	6,500	6,500
605290	Other Operating Supplies	4,918	2,545	2,400	2,400	2,400

Fire Protection—001-30-304-522-

Object #	Account Description	FY 2021 Actual	FY 2022 Actual	FY 2023 Budget	FY 2023 Revised	FY 2024 Budget
605410	Subscriptions & Memberships	150	275	300	300	300
605510	Tuition Reimbursement	10,566	9,309	164,700	64,147	120,000
	Sub-Total	2,253,370	1,884,083	2,234,600	2,219,908	2,695,976
	Departmental Capital Outlay					
606400	Machinery & Equipment	10,954	38,717	—	44,675	39,530
606441	Vehicle Replacement Program	—	450,900	565,400	565,400	815,000
606471	Software	224,298	—	—	—	—
	Sub-Total	235,252	489,617	565,400	610,075	854,530
	Total	**$ 20,322,100**	**$ 19,922,787**	**$ 18,608,300**	**$ 19,127,982**	**$ 20,074,406**

Everglades High School Fire Academy 2023

Fire-Rescue Training—001-30-305-529-

Object #	Account Description	FY 2021 Actual	FY 2022 Actual	FY 2023 Budget	FY 2023 Revised	FY 2024 Budget
	Personnel Services					
601200	Employee Salaries	$ 655,608	$ 481,068	$ 456,100	$ 456,100	$ 543,400
601205	Lump Sum Payout - Accrued Time	10,118	9,879	9,100	9,100	9,800
601210	Non-Pensionable Earnings	—	3,912	—	—	—
601215	Communication Stipend	6,350	5,750	5,900	5,900	5,900
601220	Longevity	2,992	3,043	3,000	3,000	3,200
601400	Overtime-General	207,142	36,414	12,300	12,300	12,300
601410	Overtime-Holiday	1,640	10,642	9,600	9,600	9,600
602100	FICA & MICA	52,336	31,995	34,500	34,500	42,100
602230	Pension-Fire	346,399	230,542	334,900	334,900	355,200
602309	Basic Life	712	934	1,300	1,300	1,600
602311	Long-Term Disability	176	257	600	600	3,100
602314	IAFF Health Insurance	50,648	40,004	45,900	45,900	48,200
602400	Workers' Compensation	32,900	32,900	29,300	29,300	33,500
	Sub-Total	1,367,020	887,339	942,500	942,500	1,067,900
	Operating Expense					
603425	Software License & Maint	15,414	19,731	19,800	19,800	21,700
604500	Risk Internal Svcs Charge	1,600	6,800	5,600	5,600	5,300
604550	Health Ins Internal Serv Chg	11,500	6,200	5,900	5,900	6,300
604610	Fleet Internal Svcs Charge	24,200	21,700	28,400	28,400	34,600
604989	IT Internal Svcs Charge	32,800	39,600	39,400	39,400	37,300
605100	Office Supplies	300	300	300	300	300
605220	Vehicle Fuel-On-Site	565	467	1,600	1,600	1,800
605240	Uniforms Cost	625	—	1,000	1,000	1,000
605251	Noncap Equip (Item less 5000)	—	4,264	—	3,800	—
605410	Subscriptions & Memberships	125	175	400	400	400
605500	Training-General	23,891	38,759	44,000	43,000	44,000
605510	Tuition Reimbursement	3,937	—	3,000	3,000	3,000
	Sub-Total	114,956	137,996	149,400	152,200	155,700
	Departmental Capital Outlay					
606441	Vehicle Replacement Program	—	33,400	35,100	35,100	41,600
	Sub-Total	—	33,400	35,100	35,100	41,600
	Total	**$ 1,481,976**	**$ 1,058,736**	**$ 1,127,000**	**$ 1,129,800**	**$ 1,265,200**

Emergency Management—001-30-306-525-

Object #	Account Description	FY 2021 Actual	FY 2022 Actual	FY 2023 Budget	FY 2023 Revised	FY 2024 Budget
	Personnel Services					
601200	Employee Salaries	$ 219,273	$ 391,140	$ 423,000	$ 423,000	$ 673,500
601205	Lump Sum Payout - Accrued Time	19,040	37,222	92,800	92,800	69,000
601210	Non-Pensionable Earnings	—	7,039	—	—	—
601215	Communication Stipend	5,850	7,725	7,800	7,800	9,800
601220	Longevity	2,193	6,835	7,100	7,100	7,900
601400	Overtime-General	—	—	300	300	300
602100	FICA & MICA	19,196	32,431	33,400	33,400	53,500
602230	Pension-Fire	0	—	—	—	286,800
602235	Pension-Senior Mgmt	29,200	27,700	28,800	28,800	42,200
602265	Pension-457	6,647	13,814	17,900	17,900	19,700
602305	Health Insurance-HMO	17,983	19,133	18,700	18,700	16,800
602306	Dental Insurance-PPO	1,175	1,175	1,200	1,200	1,200
602309	Basic Life	427	1,272	1,200	1,200	2,000
602311	Long-Term Disability	135	266	600	600	3,800
602312	HDHP Aetna	7,880	8,364	9,100	9,100	7,100
602313	HSA Payflex	1,400	1,400	1,400	1,400	1,600
602314	IAFF Health Insurance	—	13,169	15,300	15,300	32,200
602400	Workers' Compensation	25,600	25,600	22,800	22,800	26,000
	Sub-Total	355,999	594,286	681,400	681,400	1,253,400
	Operating Expense					
603140	New Hire Screening	315	120	700	700	700
603400	Contract Svc-Other	—	—	—	—	42,100
603425	Software License & Maint	4,385	11,500	11,500	8,855	11,500
604001	Travel & Training	300	1,383	1,750	2,535	1,750
604500	Risk Internal Svcs Charge	1,600	6,800	5,600	5,600	5,300
604550	Health Ins Internal Serv Chg	5,000	2,700	2,600	2,600	5,600
604610	Fleet Internal Svcs Charge	12,700	11,400	14,900	14,900	18,100
604645	R&M Radios	9,400	9,400	9,400	9,400	9,400
604700	Printing & Binding Svc	720	744	800	800	800
604989	IT Internal Svcs Charge	17,900	28,800	28,700	28,700	33,900
605100	Office Supplies	124	600	800	800	800
605120	Computer Operating Expenses	485	334	500	500	500
605220	Vehicle Fuel-On-Site	5,621	7,610	3,600	3,600	4,000
605225	Equip Gas Oil & Lube	—	—	2,200	2,200	2,200
605240	Uniforms Cost	2,981	538	1,100	1,000	1,100
605251	Noncap Equip (Item less 5000)	7,073	10,568	4,000	3,215	4,000
605252	Small Tools	1,996	564	2,000	696	2,000
605290	Other Operating Supplies	1,361	1,366	1,500	1,500	1,500
605410	Subscriptions & Memberships	1,153	866	800	800	1,300
	Sub-Total	73,113	95,293	92,450	88,401	146,550
	Departmental Capital Outlay					
606400	Machinery & Equipment	—	11,250	—	50,911	—
606441	Vehicle Replacement Program	—	8,300	8,700	8,700	15,600
	Sub-Total	—	19,550	8,700	59,611	15,600
	Total	**$ 429,112**	**$ 709,129**	**$ 782,550**	**$ 829,412**	**$ 1,415,550**

Emergency Medical Services—001-30-307-526-

Object #	Account Description	FY 2021 Actual	FY 2022 Actual	FY 2023 Budget	FY 2023 Revised	FY 2024 Budget
	Personnel Services					
601200	Employee Salaries	$ 6,270,631	$ 6,523,286	$ 6,442,700	$ 6,442,700	$ 6,661,300
601205	Lump Sum Payout - Accrued Time	34,280	17,031	135,800	135,800	56,700
601210	Non-Pensionable Earnings	—	4,842	—	—	—
601215	Communication Stipend	4,675	7,688	5,900	5,900	7,800
601220	Longevity	4,178	4,790	3,100	3,100	4,800
601250	Firefighters-F.S. 112.816	12,500	25,000	12,500	12,500	12,500
601310	Special Duty Pay	—	—	1,300	1,300	1,300
601400	Overtime-General	2,904,523	1,277,563	765,500	765,500	765,500
601405	Overtime-SWAT	9,488	12,054	11,000	11,000	11,000
601410	Overtime-Holiday	111,024	76,103	77,600	77,600	77,600
601412	Overtime-Emergency	—	21,034	—	—	—
601561	Drop Transfer	96,348	19,325	—	—	—
602100	FICA & MICA	676,223	535,645	547,200	547,200	561,700
602230	Pension-Fire	4,250,983	4,238,664	3,664,700	3,664,700	3,811,800
602265	Pension-457	5,092	2,589	5,200	5,200	5,400
602305	Health Insurance-HMO	—	179	—	—	—
602306	Dental Insurance-PPO	—	7	—	—	—
602309	Basic Life	7,419	12,041	18,300	18,300	19,600
602311	Long-Term Disability	4,127	15,404	9,100	9,100	37,600
602314	IAFF Health Insurance	768,409	845,138	980,200	980,200	1,029,200
602400	Workers' Compensation	506,100	506,100	450,700	450,700	514,700
	Sub-Total	15,665,999	14,144,483	13,130,800	13,130,800	13,578,500
	Operating Expense					
603133	Medical Director Fees	37,400	50,000	50,000	50,000	50,000
603420	EMS Billings & Collections	136,862	152,315	252,000	272,433	400,000
603425	Software License & Maint	8,097	9,412	11,400	7,795	11,400
604500	Risk Internal Svcs Charge	22,100	94,400	83,200	83,200	78,200
604550	Health Ins Internal Serv Chg	240,500	130,100	124,200	124,200	132,300
604610	Fleet Internal Svcs Charge	9,500	8,500	11,100	11,100	13,500
604640	R&M Machinery	19,085	21,668	24,300	25,244	36,200
604700	Printing & Binding Svc	671	846	700	700	700
604916	Administrative Expense	—	1,400	1,400	1,551	1,400
604920	License & Permit Fees	10,925	—	12,000	13,542	12,000
604989	IT Internal Svcs Charge	391,100	464,600	458,700	458,700	434,100
605100	Office Supplies	799	532	800	800	800
605220	Vehicle Fuel-On-Site	2,059	5,422	2,100	2,100	2,400
605240	Uniforms Cost	887	911	1,300	994	1,300
605251	Noncap Equip (Item less 5000)	12,120	5,689	15,100	7,200	31,057
605252	Small Tools	4,808	—	4,600	4,600	4,600
605265	Medical Supplies	114,555	131,155	156,000	160,011	171,600
605267	Oxygen	10,144	21,423	12,000	28,000	30,000
605268	Pharmaceuticals	13,582	22,166	29,000	30,938	34,800
605290	Other Operating Supplies	613	500	500	473	500
605410	Subscriptions & Memberships	—	200	200	200	200
605500	Training-General	258	1,899	1,900	1,900	1,900
605510	Tuition Reimbursement	4,388	4,364	—	—	—
	Sub-Total	1,040,452	1,127,503	1,252,500	1,285,681	1,448,957
	Departmental Capital Outlay					
606400	Machinery & Equipment	—	—	61,570	61,570	32,125
	Sub-Total	—	—	61,570	61,570	32,125
	Total	**$ 16,706,451**	**$ 15,271,985**	**$ 14,444,870**	**$ 14,478,051**	**$ 15,059,582**

Object #	Account Description	Justification
Revenue		
325200	Fire Protection-Current	This revenue source was implemented in FY 05. The latest rate study was completed in November 2022. The proposed rates are set at full cost for the provision of fire protection service. The annual amount is derived from property owners by the following categories: Residential-single and multi-family $479.21 per household, Mobile Homes $221.44 per unit, Commercial $0.7329 per sq. ft., Industrial/Warehouse $0.1794 per sq. ft. and Institutional $0.3751 per sq. ft., capped at 100,000 sq. ft. The amount budgeted is based on data provided by the Broward County Property Appraiser's Office.
325201	Fire Protection-Delinquent	This revenue source is derived by those taxpayers who do not pay their taxes by March 31 for any given year. Total revenue received in this category is minimal when compared to the total Fire Protection Assessment collected.
335210	Firefighter Supplemental Comp	This is derived from state revenue sharing and is reimbursed to the City on an as available basis for educational costs associated with firefighters.
342510	Fire Inspection Fees	This revenue source is to cover the costs for annual fire inspections at residential and commercial establishments within the corporate limits of the City. In the event the business does not pass the inspection, they are required to do a reinspection with an additional fee. This revenue source is also assessed for necessary and reasonable costs incurred by the City in connection with responding to, investigating, mitigating, abating, cleaning, and removing the release of a hazardous substance.
342600	Ambulance Fees	These fees are charged for Fire-Rescue's Emergency Medical Services (EMS) to transport patients to the hospital.
349003	Other Charges and Svcs	These revenues are related to charges for services that have not been categorized elsewhere.
369911	Reimbursed Expenses-Fire	Reimbursement for overtime worked on Task Force operations.
Expense		
601310	Special Duty Pay	This account is for Public Safety personnel assigned to Special Duty details.
601400	Overtime-General	Allocated for overtime costs.
601405	Overtime-SWAT	This line item accounts for SWAT and Hostage Negotiations overtime.
601410	Overtime-Holiday	Pay I.A.F.F. and G.A.M.E. contractual obligations for Holiday pay. This is based on total pay out on all holidays.
601411	Overtime-Reimbursable	Allocated for the Fire Inspection OT Reimbursable Program.
601560	VEBA Accrued Time Payout	Voluntary Employees' Beneficiary Association (VEBA) Accrued Time Payout.
603133	Medical Director Fees	The State of Florida requires all rescue systems to provide a medical director. The funding for this year is ear marked for the Medical Director Services contract.
603140	New Hire Screening	This line item is used to fund the costs associated with conducting background checks and screenings for potential new hire Fire-Rescue employees.
603141	Existing Employee Screening	This line item is for medical evaluations for existing employees.
603190	Prof Svcs-Other	This cost is associated with providing professional services to assist in new FF/PM hires and Promotional Assessment Center Testing. The exams are: Captain, Lieutenant, Driver Engineer. and FF/PM's. Promotional Assessment Center testing - $82,000
603400	Contract Svc-Other	This line item is for contractual services for Hydraulic tools: $2,200, Ground/Aerial Ladder: $2,800, Safe Air annual maintenance: $13,000, Channel Innovations: $10,000, Commercial Laundry: $5,400, City Fire: $500, Hydrostat: $2,500. Includes approved above base request of $42,100 for Data Analyst contract for accreditation.
603407	Board up Services	Board up services as needed.
603420	EMS Billings & Collections	This line item is for contracted emergency medical services for billings and collections. Includes Fire MCO Managed Care Program.

Object #	Account Description	Justification
603425	Software License & Maint	This line item is for contracted software license and maintenance. Fire/EMS reporting software - $25,200 Report software for fire calls - $14,200 Payroll & scheduling for fire personnel - $21,600 Survey Software - $850 Inspection software - $11,753 Plan review software - $3,300 FLS plan review application - $1,200 Prefire drawing application - $3,500 Paging alerting application - $247 Netmotion licenses - $500 Adobe - $900 GIS - $500 Training software - $21,700 Inventory software - $9,800 HandTevy - $1,100 WebEOC enhancements - $10,100 PowerDMS - $5,050 First Due - $25,000 ReadyOp - $4,700 Cradlepoint - $48,600 (3 year) Includes approved above base request of $13,000 for FLS software (Prog 303)
603503	Arson Investigation	This line item represents fire investigation costs associated with cause and origination for all fires.
604001	Travel & Training	This account is for out-of-county/state travel for conference/seminar, registration, airline, hotel, meals, etc., and includes the following: Fire-Rescue International: Fire Chief to attend two International Assoc. of Fire Chief's Conferences to stay abreast of new information and policies and to receive advance notification of changes within the fire industry. Includes the cost for two people to attend The Governors Hurricane Conference.
604100	Communication Services	This line item funds costs associated with medical telecommunications, radios, fire station alerting system, and communication ties for fire stations to the network server.
604200	Postage	This account represents allocated costs for mailings and delivery services for U.P.S. and Federal Express.
604300	Water/Wastewater Svc	Costs associated with water and wastewater services for Fire Department buildings.
604301	Electricity Svcs	This account represents allocated costs for electricity usage.
604302	Gas-Propane	This account is for the use of propane gas service at the fire stations.
604403	Leased Building	Rental of storage space.
604500	Risk Internal Svcs Charge	This is a restricted account for allocated property and liability insurance premiums as provided by HR-Risk Management.
604550	Health Ins Internal Serv Chg	Funds the City's wellness program that encourage employees to adopt healthy habits through education, incentives and an on-site clinic.
604610	Fleet Internal Svcs Charge	This account represents costs for repair and maintenance of city vehicles as per PW-Fleet Maintenance.
604611	Vehicle Rehab & Enhance	This is for repair and maintenance of department vehicles which is considered to be outside the normal scope of repair and maintenance, and is considered to be an enhancement to the existing vehicle.
604612	Vehicle Ancillary	This is for ancillary cost related to department vehicles, such as cleaning, biohazard cleaning, window tinting, etc.
604640	R&M Machinery	This account is for repair and maintenance of machinery and equipment that are associated with the department.
604645	R&M Radios	This account is for the department's repair and maintenance of radio equipment.
604700	Printing & Binding Svc	Printing and binding of Standard Operating Procedures, Administrative Policies and Procedure Manuals, and public handouts.
604820	Safety Education	This account provides for safety educational events throughout the City, including CPR and First Aid courses for City employees.
604850	Explorer & Recruitment	This program is to recruit future firefighters.
604916	Administrative Expense	This account will cover costs associated with the miscellaneous expenses for ceremonies, awards and events such as: promotional, Chief's Association meetings, BCMA meetings, and miscellaneous.
604920	License & Permit Fees	This account is for new/renewal licenses of vehicles and various state required renewals. State/Local Inspector Licenses - $300 Paramedic and EMT licenses - $12,000
604950	Employee Awards	This account is for employee recognition for doing an excellent job.
604989	IT Internal Svcs Charge	This account is for technology related costs such as leased computers, internet, intranet, land lines, network, telephone, software licenses, database needs and support services.
604997	Other Operating Expenses	This account is for unanticipated one time expense that cannot be charged to any other budgeted line item.

Object #	Account Description	Justification
604998	Contingency	This is required for unexpected costs and emergencies which have not been budgeted for in other accounts.
605100	Office Supplies	This line item is for necessary desktop supplies for use in all operations.
605120	Computer Operating Expenses	This cost is for Print Management Service Agreement and for computer related items. This line item is also for repair and maintenance of monitors, disk drives, keyboards and other computer components. Includes approved above base request of $18,000 for 15 iPads for fire inspection program (Prog 303).
605220	Vehicle Fuel-On-Site	This account covers the cost of gas and oil used for city vehicles as per PW-Fleet Maintenance.
605221	Vehicle Fuel-Off-Site	This account covers costs for city vehicles fueled outside of city limits. It is primarily used when city vehicles are used to transport employees to off-site trainings, meetings or other city related events as provided by PW-Fleet Maintenance.
605225	Equip Gas Oil & Lube	This account is used for gas, oil and lube for generator and other equipment. Public Works Department provided the budgeted amount.
605230	Program Supplies	Program supplies for the Enhanced Fire Code Enforcement initiative.
605240	Uniforms Cost	This account is for the initial issuance of uniforms and accessories and for the replacement and maintenance of current uniform requirements.
605243	Bunker Gear	This line item is to maintain a reserve inventory for new and replacement gears utilized in hazardous and biological environments that becomes contaminated or unusable annually. Replacement & new gear: $68,600 Parts (helmets,gloves,hoods,boots,decals): $10,000 Inspection/cleaning/repairs: $20,000 Includes approved above base request of $238,236 for 2 sets of bunker gear for 16 SAFER Grant firefighters
605244	Personal Prop Reimburse	In accordance with the Collective Bargaining Agreement between the City and The Professional Firefighters of Miramar, this line item will be used to reimburse personal property damaged or lost in the line of duty.
605246	Safety Supplies	Expenditures from this account are used to purchase necessary equipment to maintain safety standards for employees. Safety vests: $1,000 Gloves and goggles: $1,000 Respirators: $1,200 Protective clothing: $1,000
605247	Janitorial Supplies	This line item is for janitorial supplies used for the fire stations and apparatus.
605250	Noncap Furn (Item less 5000)	This cost is for furniture & fixtures costing less than $5,000 per item. Mattresses (10): $2,300; miscellaneous: $2,000

Object #	Account Description	Justification
605251	Noncap Equip (Item less 5000)	This account is for equipment that cost under $5,000 per item. Firefighter tools and equipment - $1,500 Gas detectors - $2,500 Firefighting foam - $6,000 Chainsaws & blades - $3,000 SCBA parts - $5,000 Fire hose various sizes - $15,000 Fire Extinguishers - $2,000 Compressors - $200 Fire investigation tools - $1,400 Zoll batteries - $2,400 Hand tools/tool box - $500 Radio batteries - $2,000 Stretcher mattresses - $600 Shower benches - $400 Ballistic body gear - $3,000 Radio shoulder straps - $1,000 Suction units - $1,800 Vacuums for stations - $300 Washers & dryers - $1,000 Refrigerators - $2,500 Storage bins - $2,000 Grills - $600 AED chargers, batteries & adapters - $2,500 Stretcher chargers - $1,300 High-rise kits - $2,500 Hazmat kits - $2,500 CERT Team packs - $4,000 Nozzles - $7,100 Includes approved above base requests of $142,740 for Self Contained Breathing Apparatus (SCBA) for 16 SAFER Grant firefighters (Prog 304) and $15,957 for ballistic helmets and vests (Prog 307)
605252	Small Tools	This account is for various small tools which are needed to meet medical and fire suppression requirements as well as consumable supplies.
605263	Automotive Supplies	This account is used to purchase non-mechanical supplies needed for general up keep (wax, cleaners, brushes, buckets, etc.) and for washing and cleaning interior by line and staff personnel on a daily basis.
605265	Medical Supplies	This account is for medical supplies that are utilized on rescue vehicles and engine companies for the treatment and/or management of patients and disaster victims within the City of Miramar.
605267	Oxygen	This is used on the majority of medical calls and for rehabilitation of firefighters and civilians at emergency scenes. Higher usage is due to increase in call projections and additional new apparatus and stations.
605268	Pharmaceuticals	There are two types of emergency pharmaceutical boxes carried on Fire-Rescue units to treat a medical emergency. The department also maintains a proactive approach to new pharmacological agents.
605290	Other Operating Supplies	This line item funds commodities and services not otherwise covered in the operating budget.
605410	Subscriptions & Memberships	Subscription to various journals, training programs and local and state organizations: Fire Chief's Association of Broward County: For 9 members - $1200 Florida Fire Chief's Assoc: For 9 members - $500 International Assoc. of Fire Chiefs: For 9 members - $1600 Fire inspector Assoc. of Broward County: 6 members - $300 National Fire Protection Agency (NFPA) 1 member - $500 National Fire Codes Subscription: 1 member - $1200 Florida Fire Marshal Association: 1 member - $70 Institution of Fire Engineer: 1 member - $200 Florida Emergency Preparedness Assoc: 2 members - $200 International Association of Emergency Managers: 2 members - $400 Florida Association of EMS Educators: 2 members - $100 Sam's Club: 3 members - $100 Enhanced Fire Code Enforcement initiative - $660 Fire Inspectors subscriptions/memberships/CEUs - $1670 Accreditation Mgr - $500

Object #	Account Description	Justification
605500	Training-General	The Fire Department is working towards IAFC/ICMA accreditation and must maintain high training standards. OSHA Safety Training - $7,300 Annual Live Fire Training - $5,600 EMS Re-certification (ACLS, BTLS, PALS) - $5,900 Fire RMS Training - $1,100 Broward County Fire Academy - $11,000 FL Prof. Emergency Mgr. Re-certification Training - $800 Fire-Rescue Int'l - $1,300 Competitions - $1,900 Honor Guard Training - $400 Rapid Intervention Team (RIT) Training - $1,300 Stretcher training - $3,000 Florida Fire Service Instr. re-certification training - $800 Fire Chief/Marshal Conference - $700 Admin Seminars - $500 Life Safety re-certification training - $2200 Fire Inspection Seminars - $900 Fire Department Safety Officer Association (FDSOA) - $400 Fire-Rescue East - $700 Self Contained Breathing Apparatus (SCBA) training - $2,000 American Heart Association - $2,000 Training for promotions - $3,800 Fork lift training - $700
605510	Tuition Reimbursement	Education assistance to permanent employees that is associated with a certificate or degree program at a community college or state college/university. Education must be related to the employee's present position or have the ability to assist in a promotional opportunity. The cost covers books and lab fees associated with the course.
606400	Machinery & Equipment	Includes approved above base requests of $39,530 for extrication tools (Prog 304) and $32,125 for matching grant funds for blood analyzer systems and manikins (Prog 307)
606441	Vehicle Replacement Program	This budgeted amount is for escrow for future vehicle replacements.



Miramar Fire Crew Training

MIRAMAR
BEAUTY AND PROGRESS
EST 1955

Building, Planning & Zoning

Mission

To create a livable community that balances the physical, social and economic environment of its neighborhoods while enhancing the overall quality of life by promoting sustainability and economic opportunity for both residents and businesses.

Building, Planning & Zoning Organizational Chart

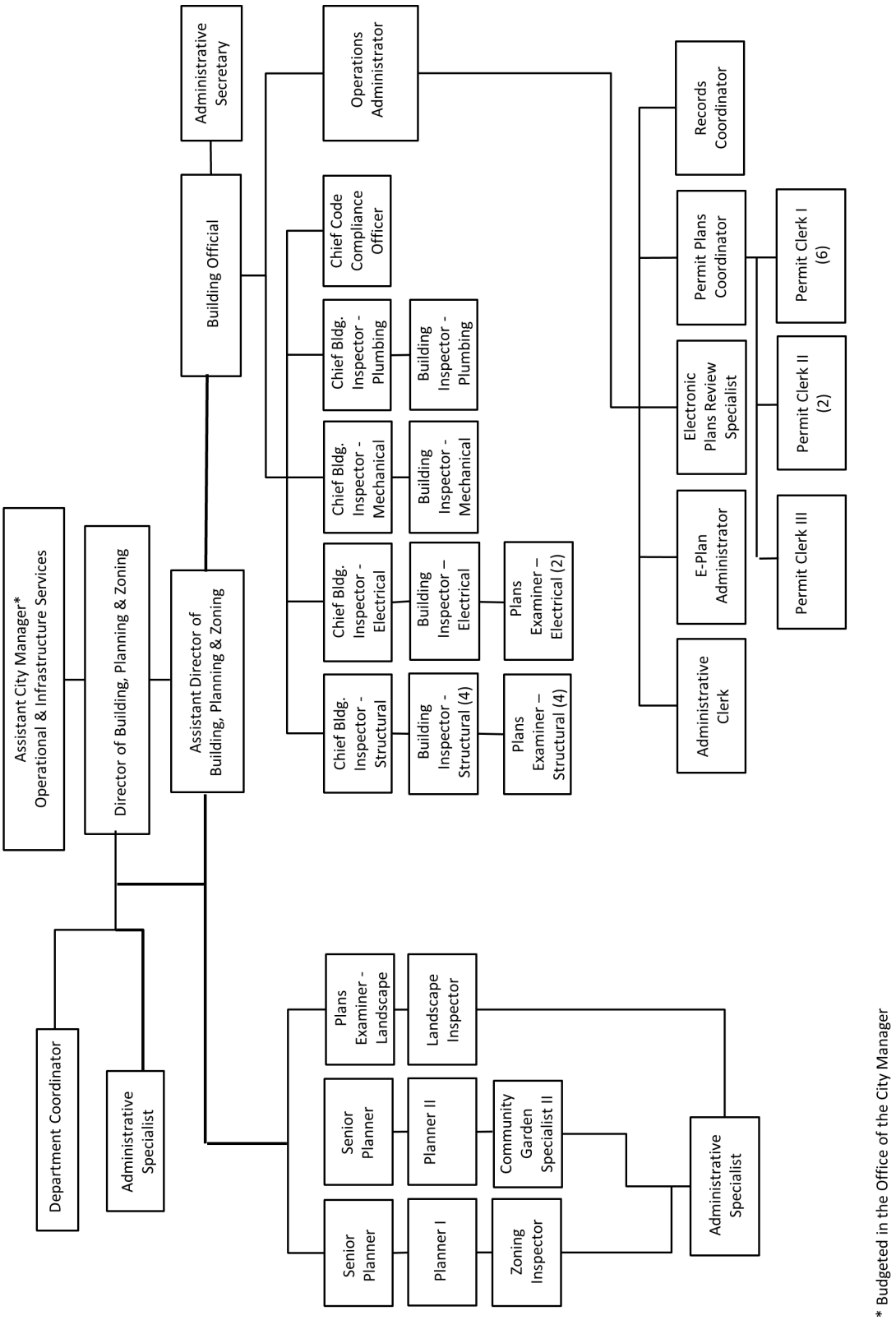

* Budgeted in the Office of the City Manager

Department Overview

This department provides customer service to the residents, businesses, and development community as well as offering various services and programs with regard to land development, environmental sustainability, building regulations, and neighborhood revitalization.

As indicated in the Position Detail, this department is comprised of 50 full-time budgeted positions. The three (3) programs provided are:

1. Administration
2. Planning & Redevelopment
3. Building Permits and Inspections

FY 2023 Accomplishments

- 876 daily interactions (inspections, emails, phone calls, and lobby visitors) with the public.
- Received over 60,000 calls in the Permitting Call Center.
- For the seventh year in a row, revenues exceeded the historical average.
- For the third year in a row, the Building Division generated the highest per staff person revenue in Broward County (FY23).
- Implementation of Digital Permitting Software, Energov. This will significantly automate the application process and provide a user-friendly interface for the public.
- Relocation and merging of the 602-Help Call Center with Permitting.
- New flooring installed 1st floor development building.
- Repurposed File Room to Office Space.
- Hired (3) Structural Inspectors, (1) Mechanical Inspector, and (1) Planner.
- Hired a second Landscape Inspector to assist with the tree trimming program, tree removal applications and plan reviews.
- Community Garden Outdoor Classroom completed.
- Received a $5,000 Community Garden grant from Baptist Hospital.
- Continued to expedite and track City development projects.
- Continued to provide Floodplain information regarding upcoming Flood Map changes and Flood Insurance awareness.
- Adopted and Implemented performance measures for Flood Plain Management.
- Implemented Forerunner Flood Plain Software to assist with outreach and delivery of information regarding flood plain.
- Completed Annual Community Rating System Re-certification.
- Updated schedule of Capital improvements in the Comprehensive Plan.
- Approved Plat and Site Plan for ParcView-66 affordable housing units on former Wellman Field.
- Redevelopment in Historic Miramar.
- 19-Unit apartment building – Site Plan Approved & Permit issued.
- Najibe Garden & Apartments II-15 Units under construction.
- Self-Storage and Retail Space on SW corner of University and Miramar Parkway completed.
- New Welcome Center at Snake Warrior Park.
- Certificate of occupancy issued for Casa San Angelo, Senior Affordable Housing.
- Certificate of occupancy issued for UTI Automotive training school.
- Certificate of occupancy issued for the new Wawa Gas Station.
- Certificate of occupancy issued for the new Aldi's Grocery Store.
- Certificate of Occupancy issued for American Care Medical Building.
- Certificate of Occupancy issued for over 100 new single family homes.
- Certificate of Occupancy issued for over 10 new restaurants.
- Certificates of occupancy issued for over a hundred thousand square feet of retail/industrial/ warehouse space.
- Building permit issued for 250 apartment units at Miramar Parkway/SW 148th Avenue, includes a $1,000,000 contribution to the Affordable Housing Trust Fund.

FY 2024 Goals

- Implement the digital plan review software Energov.
- Reduce the review times for site plan reviews and permit reviews by 20%.
- Amend three sections of the Land Use Development Code.
- Host (3) community workshops/classes in the community garden.

Program Revenues, Expenditures and Positions Summary

	FY 2021 Actual	FY 2022 Actual	FY 2023 Budget	FY 2023 Revised	FY 2024 Budget
Dedicated Revenues					
Planning & Redevelopment	$ 127,017	$ 146,230	$ 275,000	$ 275,000	$ 275,000
Building Permits & Inspections	8,907,677	12,368,271	8,433,000	8,433,000	8,408,000
Total	**$ 9,034,694**	**$ 12,514,501**	**$ 8,708,000**	**$ 8,708,000**	**$ 8,683,000**
Expenditures by Program					
Administration	$ 897,757	$ 1,048,023	$ 975,505	$ 995,505	$ 951,900
Planning & Redevelopment	1,523,064	907,691	1,073,810	1,074,110	1,158,700
Building Permits & Inspections	4,133,853	4,524,071	5,301,003	5,771,003	5,752,418
Total	**$ 6,554,674**	**$ 6,479,785**	**$ 7,350,318**	**$ 7,840,618**	**$ 7,863,018**
Expenditures by Category					
Personnel Services	$ 5,642,020	$ 5,101,143	$ 5,759,700	$ 5,410,900	$ 6,215,600
Operating Expense	907,645	1,305,453	1,515,018	1,907,118	1,545,818
Grants & Aids	—	—	—	—	—
Capital Outlay	5,008	73,188	75,600	522,600	101,600
Total	**$ 6,554,674**	**$ 6,479,785**	**$ 7,350,318**	**$ 7,840,618**	**$ 7,863,018**
Positions by Program					
Administration	6.00	6.00	6.00	6.00	6.00
Planning & Redevelopment	14.00	6.00	6.00	6.00	6.00
Building Permits & Inspections	32.00	35.00	35.00	38.00	38.00
Total	**52.00**	**47.00**	**47.00**	**50.00**	**50.00**

Position Detail	FY 2021 Actual	FY 2022 Actual	FY 2023 Budget	FY 2023 Revised	FY 2024 Budget
Administrative Clerk I	—	—	—	1.00	1.00
Administrative Clerk - Part-time	—	0.50	0.50	—	—
Administrative Coordinator	1.00	—	—	—	—
Administrative Secretary I	—	—	—	1.00	1.00
Administrative Specialist	1.00	2.00	2.00	2.00	2.00
Administrative Supervisor	1.00	1.00	1.00	—	—
Assistant Director of Building, Planning & Zoning	—	1.00	1.00	1.00	1.00
Assistant Director of Community Development	1.00	—	—	—	—
Building Inspector - Electrical	—	—	—	1.00	1.00
Building Inspector - Mechanical	—	1.00	1.00	1.00	1.00
Building Inspector - Plumbing	—	1.00	1.00	1.00	1.00
Building Inspector - Structural	—	2.00	2.00	4.00	4.00
Building Official	1.00	1.00	1.00	1.00	1.00
Chief Building Inspector - Electrical	—	1.00	1.00	1.00	1.00
Chief Building Inspector - Mechanical	—	1.00	1.00	1.00	1.00
Chief Building Inspector - Plumbing	—	1.00	1.00	1.00	1.00
Chief Building Inspector - Structural	—	1.00	1.00	1.00	1.00
Chief Code Compliance Officer	1.00	1.00	1.00	1.00	1.00
Chief Electrical Inspector	1.00	—	—	—	—
Chief Mechanical Inspector	1.00	—	—	—	—
Chief Plumbing Inspector/Plans Examiner	1.00	—	—	—	—
Chief Structural Inspector/Plans Examiner	1.00	—	—	—	—
Client Services Assistant - Part-time	0.50	0.50	0.50	—	—
Client Services Coordinator II	1.00	—	—	—	—
Community Garden Specialist	1.00	—	—	—	—
Community Garden Specialist II	—	1.00	1.00	1.00	1.00
Customer Contact & Marketing Relations Manager	1.00	—	—	—	—
Customer Service Specialist I^	—	—	—	2.00	2.00
Department Coordinator	1.00	1.00	1.00	1.00	1.00
Development & Capital Mgmt. Coordinator	1.00	—	—	—	—
Director of Building, Planning & Zoning	—	1.00	1.00	1.00	1.00
Director of Community Development	1.00	—	—	—	—
E-Plan Administrator	1.00	1.00	1.00	1.00	1.00
Electrical Plans Examiner	1.00	—	—	—	—
Electrical Plans Examiner/Inspector	1.00	—	—	—	—
Electronic Plans Review Specialist	1.00	1.00	1.00	1.00	1.00
Housing & Community Development Administrator	1.00	—	—	—	—
Landscape Inspector	1.00	1.00	1.00	1.00	1.00
Mechanical Inspector/Plans Examiner	1.00	—	—	—	—
Operations Administrator	—	1.00	1.00	1.00	1.00
Permit Clerk I/II/III *	7.00	8.00	8.00	9.00	9.00
Permit Clerk I - Part-time	1.00	0.50	0.50	—	—
Permit Plans Coordinator	1.00	1.00	1.00	1.00	1.00
Planning Tech/Asst. Planner/Planner I/II *	2.00	1.00	1.00	2.00	2.00
Planning Technician - Part-time	0.50	0.50	0.50	—	—
Plans Examiner - Electrical	—	2.00	2.00	2.00	2.00
Plans Examiner - Landscape	—	1.00	1.00	1.00	1.00
Plans Examiner - Plumbing	—	1.00	1.00	—	—
Plans Examiner - Structural	—	6.00	6.00	4.00	4.00
Plumbing Inspector/Plans Examiner	2.00	—	—	—	—
Records Coordinator	1.00	1.00	1.00	1.00	1.00
Senior Planner/Principal Planner *	4.00	2.00	2.00	2.00	2.00
Special Projects Manager	1.00	—	—	—	—

Position Detail	FY 2021 Actual	FY 2022 Actual	FY 2023 Budget	FY 2023 Revised	FY 2024 Budget
Structural Inspector/Structural Plans Examiner	6.00	—	—	—	—
Structural Plans Examiner	1.00	—	—	—	—
Sustainability Manager	1.00	—	—	—	—
Zoning Inspector	1.00	1.00	1.00	1.00	1.00
Total FTE's	**52.00**	**47.00**	**47.00**	**50.00**	**50.00**

** Block Budgeted Positions*
^Reflected in Utilities Organizational Chart

Building, Planning & Zoning Balanced Scorecard

Measures	Objectives	Series Status	FY 2022 Actual	FY 2023 Actual	FY 2024 Goal
Meets budget target - Expenses	Finances	Q4 Actual	$1,812,091.15	$2,242,439.00	
		YTD Actual	$6,479,784.59	$7,285,076.00	
		EOY Target	$6,603,704.00	$8,433,218.00	$7,863,018.00
		% Target	98.12%	86.39%	
		% Goal	100.00%	100.00%	
Meets projected target - Expenses	Finances	Q4 Actual	$1,812,091.15	$2,242,439.00	
		YTD Actual	$6,479,784.59	$7,285,076.00	
		EOY Projection	$7,144,515.00	$7,977,575.00	$7,863,018.00
		% Target	90.70%	91.32%	
		% Goal	100.00%	100.00%	
Meets budget target - Revenues	Finances	Q4 Actual	$2,240,889.49	$2,313,197.00	
		YTD Actual	$12,513,218.51	$8,763,430.00	
		EOY Target	$7,147,244.00	$8,708,000.00	$8,683,000.00
		% Target	175.08%	100.64%	
		% Goal	100.00%	100.00%	
Meets projected target - Revenues	Finances	Q4 Actual	$2,240,889.49	$2,313,197.00	
		YTD Actual	$12,513,218.51	$8,763,430.00	
		EOY Projection	$8,708,000.00	$9,283,500.00	$8,683,000.00
		% Target	143.70%	94.40%	
		% Goal	100.00%	100.00%	

Building, Planning & Zoning Balanced Scorecard

Measures	Objectives	Series Status	FY 2022 Actual	FY 2023 Actual	FY 2024 Goal
Number of development applications for residents, businesses, and the development community	Provide efficient development review and development/ zoning permit issuance processes	Q4 Actual	157.00	203.00	
		YTD Actual	720.00	790.00	
		EOY Target	250.00	500.00	500.00
		% Target	288.00%	158.00%	
		% Goal	100.00%	100.00%	
New construction projects completed within the Transit Oriented Corridor	Facilitate the construction of at least one new mixed-use or multifamily residential project to enhance redevelopment and property values of Historic zone	Q4 Actual	0.00	0.00	
		YTD Actual	1.00	0.00	
		EOY Target	1.00	1.00	1.00
		% Target	100.00%	— %	
		% Goal	100.00%	100.00%	
20 Minutes or Less Wait-time for Permitting	Provide efficient service for customers applying for permits by limiting lobby wait time	Q4 Actual	17.49	12.65	
		YTD Actual	17.54	14.13	
		EOY Target	20.00	20.00	20.00
		% Target	87.71%	70.64%	
		% Goal	100.00%	100.00%	
Number of Lien Searches performed	Timely processing of Lien Search Requests	Q4 Actual	647.00	550.00	
		YTD Actual	3,291.00	2,147.00	
		EOY Target	1,800.00	1,800.00	1,800.00
		% Target	182.83%	119.28%	
		% Goal	100.00%	100.00%	

Building, Planning & Zoning Balanced Scorecard

Measures	Objectives	Series Status	FY 2022 Actual	FY 2023 Actual	FY 2024 Goal
Number of Digitally Processed Permit Applications	Timely Processing of On-Line Permit Applications	Q4 Actual	724.00	572.00	
		YTD Actual	2,865.00	2,446.00	
		EOY Target	2,500.00	2,500.00	2,500.00
		% Target	114.60%	97.84%	
		% Goal	100.00%	100.00%	
New land development policies implemented	Adopt and implement at least one new land development policy, procedure or objective to facilitate development/ redevelopment and/ or Smart Growth policies	Q4 Actual	—	—	
		YTD Actual	1.00	1.00	
		EOY Target	1.00	1.00	1.00
		% Target	100.00%	100.00%	
		% Goal	100.00%	100.00%	
Flood Plain Permits Reviewed		Q4 Actual	73.00	87.00	
		YTD Actual	362.00	243.00	
		EOY Target	350.00	250.00	250.00
		% Target	103.43%	97.20%	
		% Goal	100.00%	100.00%	
Update elements of City's Comprehensive Plan		Q4 Actual	—	—	
		YTD Actual	1.00	—	
		EOY Target	4.00	2.00	2.00
		% Target	25.00%	%	
		% Goal	100.00%	100.00%	

Building, Planning & Zoning Balanced Scorecard

Measures	Objectives	Series Status	FY 2022 Actual	FY 2023 Actual	FY 2024 Goal
Flood Plain Inquiries		Q4 Actual	25.00	150.00	
		YTD Actual	55.00	255.00	
		EOY Target	75.00	250.00	250.00
		% Target	73.33%	102.00%	
		% Goal	100.00%	100.00%	

FY23 actuals (revenues and expenses) are as of 11/08/2023.

End of year targets exclude year-end budget amendments.

Building, Planning & Zoning FTE's by Program

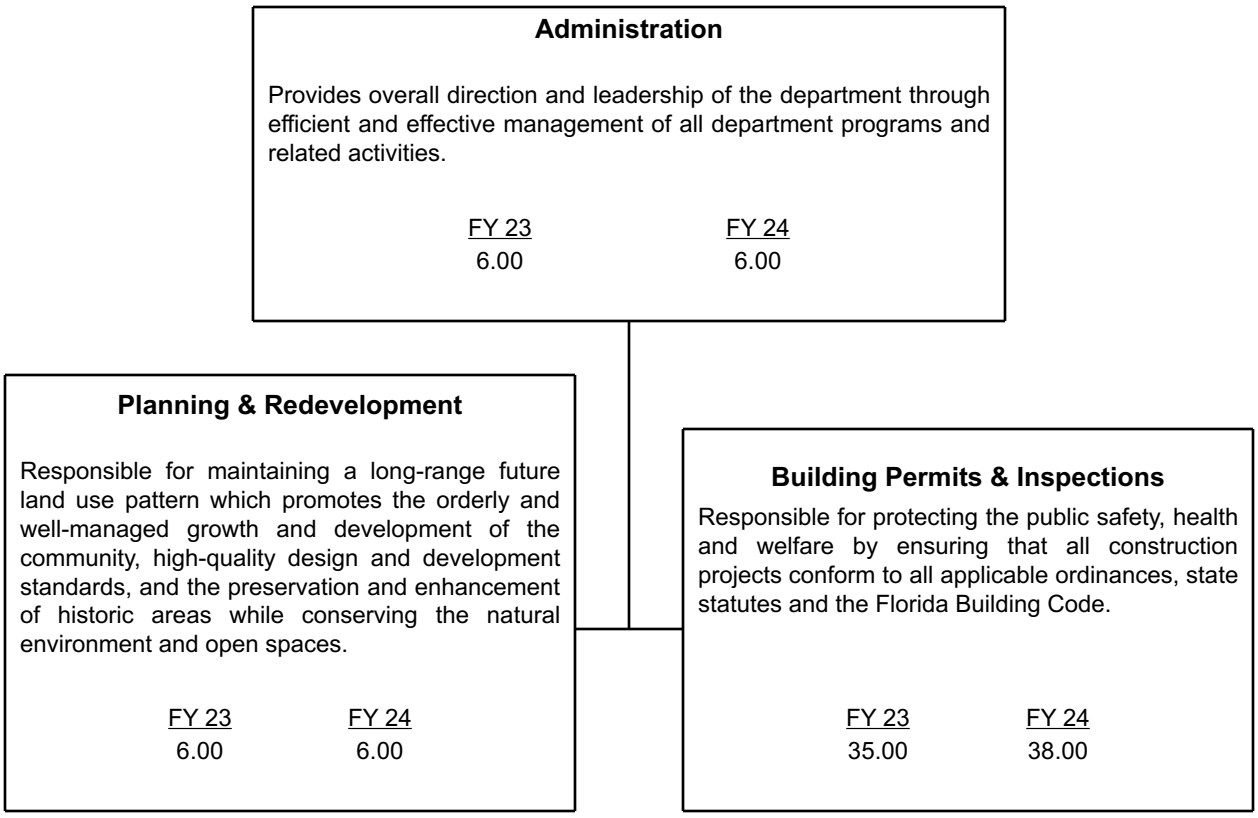

Administration—Program 100

Description

This program provides for overall direction, support and leadership for the department through efficient and effective management of all department programs and related activities. Components of the Administrative Program include policy development, personnel administration, budgeting, records management, payroll and accounts payable. Additionally, the Administration Program provides support to all City departments, City Manager and external stakeholders.

Dedicated Revenues	**Object Code**	**FY 2021 Actual**	**FY 2022 Actual**	**FY 2023 Budget**	**FY 2023 Revised**	**FY 2024 Budget**
None		**$ —**	**$ —**	**$ —**	**$ —**	**$ —**
Expenditures by Category						
Personnel Services		$ 826,014	$ 955,398	$ 862,400	$ 862,400	$ 846,600
Operating Expense		71,743	89,825	110,105	130,105	101,800
Departmental Capital Outlay		—	2,800	3,000	3,000	3,500
Total		**$ 897,757**	**$ 1,048,023**	**$ 975,505**	**$ 995,505**	**$ 951,900**
Percent of Time by Position						
Administrative Coordinator		1.00	—	—	—	—
Administrative Secretary I		—	—	—	1.00	1.00
Administrative Specialist		1.00	2.00	2.00	2.00	2.00
Administrative Supervisor		1.00	1.00	1.00	—	—
Assistant Director of Building, Planning & Zoning		—	1.00	1.00	1.00	1.00
Asst Director of Community Development		1.00	—	—	—	—
Department Coordinator		1.00	1.00	1.00	1.00	1.00
Director of Building, Planning & Zoning		—	1.00	1.00	1.00	1.00
Director of Community Development		1.00	—	—	—	—
Total		**6.00**	**6.00**	**6.00**	**6.00**	**6.00**

Planning & Redevelopment—Program 401

Description

This program encompasses a variety of department tasks that combine to support and direct the City's current and future development pattern.

The planning component includes adoption of land use and zoning regulations; the use of sustainable community best practices and mitigation/resilience planning; providing for housing that meets the needs of households of all types and income levels; assistance programs and services for businesses of all sizes; and assist the public in engaging the City.

The redevelopment component involves the activities of the planning side but with a focus on how those can best address the conditions found in the historic area of the City. Land use and zoning regulations such as the Transit Oriented Corridor and programs that assist with maintaining the existing stock of commercial buildings and homes are examples of ongoing initiatives.

	Object Code	FY 2021 Actual	FY 2022 Actual	FY 2023 Budget	FY 2023 Revised	FY 2024 Budget
Dedicated Revenues						
Development Review Fees	343900	**$ 127,017**	**$ 146,230**	**$ 275,000**	**$ 275,000**	**$ 275,000**
Expenditures by Category						
Personnel Services		$ 1,241,497	$ 625,687	$ 799,900	$ 799,900	$ 880,000
Operating Expense		281,567	282,004	273,910	274,210	278,700
Departmental Capital Outlay		—	—	—	—	—
Total		**$ 1,523,064**	**$ 907,691**	**$ 1,073,810**	**$ 1,074,110**	**$ 1,158,700**
Percent of Time by Position						
Client Services Assistant Part-time		0.50	0.50	0.50	—	—
Client Services Coordinator II		1.00	—	—	—	—
Community Garden Specialist		1.00	—	—	—	—
Community Garden Specialist II		—	1.00	1.00	1.00	1.00
Dev. & Capital Mgmt. Coordinator		1.00	—	—	—	—
E-plan Administrator		1.00	—	—	—	—
Housing & Community Devel. Administrator		1.00	—	—	—	—
Landscape Inspector		0.50	0.50	0.50	0.50	0.50
Planning Tech/Asst Planner/Planner I/II		2.00	1.00	1.00	2.00	2.00
Planning Technician Part-time		0.50	0.50	0.50	—	—
Senior Planner/Principal Planner*		4.00	2.00	2.00	2.00	2.00
Sustainability Manager		1.00	—	—	—	—
Zoning Inspector		0.50	0.50	0.50	0.50	0.50
Total		**14.00**	**6.00**	**6.00**	**6.00**	**6.00**

Building Permits & Inspections—Program 404

Description

This program is responsible for protecting the public safety, health and welfare by ensuring that all construction projects conform to all applicable ordinances, state statutes and the Florida Building Code (FBC). This is accomplished by issuing permits and by conducting inspections to ensure compliance.

	Object Code	FY 2021 Actual	FY 2022 Actual	FY 2023 Budget	FY 2023 Revised	FY 2024 Budget
Dedicated Revenues						
Building Permit	322100	$ 7,587,805	$10,482,682	$ 7,100,000	$ 7,100,000	$ 7,100,000
Open Permit Search	322101	304,300	296,100	300,000	300,000	300,000
8% Surcharge	322110	734,058	939,663	700,000	700,000	700,000
Expired Permits & Revisions	322111	177,782	187,575	175,000	175,000	175,000
OT Inspection Fee	322112	44,300	402,000	100,000	100,000	75,000
Garage Sale Permits	329101	945	1,410	1,000	1,000	1,000
Notary Services	342160	7,439	10,490	7,000	7,000	7,000
Building Code Violations	354103	50,545	48,350	50,000	50,000	50,000
Miscellaneous Revenue	369900	—	—	—	—	—
Total		**$ 8,907,174**	**$12,368,271**	**$ 8,433,000**	**$ 8,433,000**	**$ 8,408,000**
Expenditures by Category						
Personnel Services		$ 3,574,509	$ 3,520,059	$ 4,097,400	$ 3,748,600	$ 4,489,000
Operating Expense		554,336	933,624	1,131,003	1,502,803	1,165,318
Departmental Capital Outlay		5,008	70,388	72,600	519,600	98,100
Total		**$ 4,133,853**	**$ 4,524,071**	**$ 5,301,003**	**$ 5,771,003**	**$ 5,752,418**

Bldg., Planning & Zoning Budget Summary by Program

	Object Code	FY 2021 Actual	FY 2022 Actual	FY 2023 Budget	FY 2023 Revised	FY 2024 Budget
Percent of Time by Position						
Administrative Clerk I		—	—	—	1.00	1.00
Administrative Clerk Part-time		—	0.50	0.50	—	—
Building Inspector - Electrical		—	—	—	1.00	1.00
Building Inspector - Mechanical		—	1.00	1.00	1.00	1.00
Builiding Inspector - Plumbing		—	1.00	1.00	1.00	1.00
Building Inspector - Structural		—	2.00	2.00	4.00	4.00
Building Official		1.00	1.00	1.00	1.00	1.00
Chief Building Inspector - Electrical		—	1.00	1.00	1.00	1.00
Chief Building Inspector - Mechanical		—	1.00	1.00	1.00	1.00
Chief Building Inspector - Plumbing		—	1.00	1.00	1.00	1.00
Chief Building Inspector - Structural		—	1.00	1.00	1.00	1.00
Chief Code Compliance Officer		1.00	1.00	1.00	1.00	1.00
Chief Electrical Inspector		1.00	—	—	—	—
Chief Mechanical Inspector		1.00	—	—	—	—
Chief Plumbing Inspector/Plans Examiner		1.00	—	—	—	—
Chief Structural Inspector/Plans Examiner		1.00	—	—	—	—
Customer Contact & Marketing Relations Manager		1.00	—	—	—	—
Customer Service Specialist I^		—	—	—	2.00	2.00
E-Plan Administrator		—	1.00	1.00	1.00	1.00
Electrical Plans Examiner		1.00	—	—	—	—
Electrical Plans Examiner/Inspector		1.00	—	—	—	—
Electronic Plans Review Specialist		1.00	1.00	1.00	1.00	1.00
Landscape Inspector		0.50	0.50	0.50	0.50	0.50
Mechanical Inspector/Plans Examiner		1.00	—	—	—	—
Operations Administrator		—	1.00	1.00	1.00	1.00
Permit Clerks (I, II, III)		7.00	8.00	8.00	9.00	9.00
Permit Clerk I Part-time (2)		1.00	0.50	0.50	—	—
Permit Plans Coordinator		1.00	1.00	1.00	1.00	1.00
Plans Examiner - Electrical		—	2.00	2.00	2.00	2.00
Plans Examiner - Landscape		—	1.00	1.00	1.00	1.00
Plans Examiner - Plumbing		—	1.00	1.00	—	—
Plans Examiner - Structural		—	6.00	6.00	4.00	4.00
Plumbing Inspector/Plans Examiner		2.00	—	—	—	—
Records Coordinator		1.00	1.00	1.00	1.00	1.00
Special Projects Manager		1.00	—	—	—	—
Structural Inspector/Structural Plans Examiner		6.00	—	—	—	—
Structural Plans Examiner		1.00	—	—	—	—
Zoning Inspector		0.50	0.50	0.50	0.50	0.50
Total		**32.00**	**35.00**	**35.00**	**38.00**	**38.00**

^Reflected in Utilities Organizational Chart

Administration—001-41-100-559-

Object #	Account Description	FY 2021 Actual	FY 2022 Actual	FY 2023 Budget	FY 2023 Revised	FY 2024 Budget
	Personnel Services					
601200	Employee Salaries	$ 496,596	$ 603,060	$ 546,400	$ 546,400	$ 529,700
601205	Lump Sum Payout - Accrued Time	57,202	57,492	54,800	54,800	44,700
601210	Non-Pensionable Earnings	—	4,480	—	—	—
601215	Communication Stipend	5,213	3,975	3,900	3,900	3,900
601220	Longevity Pay	3,992	3,378	3,300	3,300	3,200
601400	Overtime-General	335	6,439	1,800	1,800	1,800
602100	FICA & MICA	40,654	46,734	43,400	43,400	42,600
602210	Pension-General	33,400	35,500	13,700	13,700	21,000
602235	Pension-Senior Mgmt	65,100	61,400	65,900	65,900	78,100
602260	Pension-401	8,586	8,952	9,300	9,300	—
602265	Pension-457	18,558	16,950	17,700	17,700	19,200
602300	Pmt In Lieu Of Insurance	5,611	5,611	5,600	5,600	—
602305	Health Insurance-HMO	60,510	69,058	68,200	68,200	68,500
602306	Dental Insurance-PPO	2,556	2,164	2,200	2,200	2,200
602307	Dental Insurance-HMO	—	238	200	200	200
602309	Basic Life Insurance	982	1,775	1,600	1,600	1,600
602311	Long-Term Disability Ins	220	1,691	800	800	3,000
602400	Workers' Compensation	26,500	26,500	23,600	23,600	26,900
	Sub-Total	826,014	955,398	862,400	862,400	846,600
	Operating Expense					
604001	Travel & Training	—	2,682	10,500	10,500	10,500
604301	Electricity Svcs	5,686	9,692	9,200	9,200	9,500
604500	Risk Internal Svcs Charge	1,400	6,000	4,900	4,900	4,600
604550	Health Ins Internal Serv Chg	20,300	11,000	10,500	10,500	8,300
604610	Fleet Internal Svcs Charge	8,000	7,200	9,500	9,500	11,600
604700	Printing & Binding Svc	—	503	500	500	500
604916	Administrative Expense	142	—	300	300	300
604989	IT Internal Svcs Charge	34,100	43,900	49,800	49,800	40,900
605100	Office Supplies	—	288	100	100	100
605220	Vehicle Fuel-On-Site	1,232	1,464	1,900	1,900	2,100
605251	Noncap Equip (Item less 5000)	—	—	400	400	400
605410	Subscriptions & Memberships	883	1,070	2,505	2,505	2,500
605500	Training-General	—	150	10,000	10,000	10,500
605510	Tuition Reimbursement	—	5,876	—	—	—
605600	CM Restricted	—	—	—	20,000	—
	Sub-Total	71,743	89,558	110,105	130,105	101,800
	Departmental Capital Outlay					
606441	Vehicle Replacement Program	—	2,800	3,000	3,000	3,500
	Sub-Total	—	2,800	3,000	3,000	3,500
	Total	**$ 897,757**	**$ 1,048,023**	**$ 975,505**	**$ 995,505**	**$ 951,900**

Planning & Redevelopment—001-41-401-515-

Object #	Account Description	FY 2021 Actual	FY 2022 Actual	FY 2023 Budget	FY 2023 Revised	FY 2024 Budget
	Personnel Services					
601200	Employee Salaries	$ 755,621	$ 336,700	$ 492,300	$ 492,300	$ 533,800
601205	Lump Sum Payout - Accrued Time	36,676	16,597	9,800	9,800	23,300
601210	Non-Pensionable Earnings	—	2,000	—	—	—
601215	Communication Stipend	4,066	975	1,000	1,000	1,000
601220	Longevity Pay	545	—	—	—	400
601400	Overtime-General	1,643	1,814	2,000	2,000	2,000
601410	Overtime-Holiday	209	—	1,200	1,200	1,200
602100	FICA & MICA	59,524	26,783	38,700	38,700	42,900
602210	Pension-General	95,901	46,900	48,900	48,900	51,700
602235	Pension-Senior Mgmt	50,400	54,100	47,600	47,600	59,500
602265	Pension-457	10,863	1,304	—	—	—
602300	Pmt In Lieu Of Insurance	5,611	5,395	5,600	5,600	5,600
602304	Health Insurance-PPO	45,829	—	—	—	14,600
602305	Health Insurance-HMO	107,038	57,688	83,600	83,600	66,700
602306	Dental Insurance-PPO	3,691	1,476	1,500	1,500	1,500
602307	Dental Insurance-HMO	794	527	1,000	1,000	700
602309	Basic Life Insurance	1,461	1,335	1,400	1,400	1,600
602311	Long-Term Disability Ins	926	2,858	700	700	3,000
602312	HDHP Aetna	—	7,137	9,100	9,100	7,100
602313	HSA Payflex	—	1,400	1,400	1,400	1,600
602400	Workers' Compensation	60,700	60,700	54,100	54,100	61,800
	Sub-Total	1,241,497	625,687	799,900	799,900	880,000
	Operating Expense					
603190	Prof Svcs-Other	46,550	15,000	46,300	46,300	46,300
603400	Contract Svcs-Other	—	38,142	—	—	—
603425	Software License & Maint	1,529	23,696	11,400	11,400	30,900
603463	Tree Trimming Program	33,300	35,175	40,000	40,000	50,000
604001	Travel & Training	—	4,056	4,000	4,000	4,000
604200	Postage	1,725	1,234	2,300	2,300	2,300
604301	Electricity Svcs	12,217	20,825	19,700	19,700	20,300
604500	Risk Internal Svcs Charge	2,700	11,500	9,500	9,500	8,900
604550	Health Ins Internal Serv Chg	64,900	35,100	33,500	33,500	11,400
604700	Printing & Binding Svc	444	162	500	500	500
604865	Community Garden	14,372	9,023	13,000	13,000	13,000
604910	Advertising Costs	6,906	1,311	20,000	20,000	20,000
604916	Administrative Expense	342	699	1,100	1,100	1,100
604989	IT Internal Svcs Charge	77,500	75,600	43,000	43,000	40,700
604997	Other Operating Expenses	324	852	3,200	3,200	3,200
605100	Office Supplies	4,250	4,536	4,400	4,400	4,400
605240	Uniforms Cost	204	1,239	600	900	600
605246	Safety Equipment Supplies	—	588	—	—	—
605250	Noncap Furn (Item less 5000)	—	208	1,500	1,500	1,500
605253	NonCap Public Art (less 5,000)	4,000	—	—	—	—
605410	Subscriptions & Memberships	9,579	1,865	5,910	5,910	5,600
605500	Training-General	725	1,193	7,000	7,000	7,000
605510	Tuition Reimbursement	—	—	7,000	7,000	7,000
	Sub-Total	281,567	282,004	273,910	274,210	278,700
	Total	**$ 1,523,064**	**$ 907,691**	**$ 1,073,810**	**$ 1,074,110**	**$ 1,158,700**

Building Permits & Inspections—001-41-404-524-

Object #	Account Description	FY 2021 Actual	FY 2022 Actual	FY 2023 Budget	FY 2023 Revised	FY 2024 Budget
	Personnel Services					
601200	Employee Salaries	$ 2,174,105	$ 2,108,695	$ 2,650,500	$ 2,301,700	$ 2,880,200
601205	Lump Sum Payout - Accrued Time	87,677	94,751	96,800	96,800	91,400
601210	Non-Pensionable Earnings	—	16,085	—	—	—
601215	Communication Stipend	23,244	17,225	15,900	15,900	19,800
601220	Longevity Pay	5,643	6,026	6,200	6,200	4,600
601400	Overtime-General	79,570	116,332	75,000	75,000	80,000
601410	Overtime-Holiday	14,102	1,416	12,800	12,800	18,000
601411	Overtime-Reimbursable	12,706	31,210	19,300	19,300	19,300
602100	FICA & MICA	176,511	177,516	216,800	216,800	235,900
602210	Pension-General	401,309	343,297	361,700	361,700	406,600
602235	Pension-Senior Mgmt	73,257	80,700	70,100	70,100	97,000
602265	Pension-457	12,392	11,459	12,800	12,800	11,600
602300	Pmt In Lieu Of Insurance	—	—	—	—	5,600
602304	Health Insurance-PPO	—	—	—	—	14,600
602305	Health Insurance-HMO	320,071	321,977	367,600	367,600	393,000
602306	Dental Insurance-PPO	10,400	11,235	11,100	11,100	14,600
602307	Dental Insurance-HMO	1,944	1,147	2,600	2,600	1,900
602309	Basic Life Insurance	5,371	8,146	7,500	7,500	8,500
602311	Long-Term Disability Ins	1,034	2,646	3,800	3,800	16,300
602312	HDHP Aetna	61,973	55,944	63,600	63,600	52,100
602313	HSA Payflex	9,800	10,850	11,200	11,200	12,800
602400	Workers' Compensation	103,400	103,400	92,100	92,100	105,200
	Sub-Total	3,574,509	3,520,059	4,097,400	3,748,600	4,489,000
	Operating Expense					
603400	Contract Svcs-Other	179,383	423,720	300,000	483,200	244,600
603425	Software License & Maint	—	95,015	342,803	392,803	356,318
603460	Landscape Svcs	—	—	6,000	5,000	6,000
604001	Travel & Training	—	—	6,500	6,500	24,100
604301	Electricity Svcs	12,202	20,800	19,700	19,700	20,300
604500	Risk Internal Svcs Charge	7,300	31,200	25,600	25,600	24,100
604550	Health Ins Internal Serv Chg	94,100	50,900	48,600	48,600	60,100
604610	Fleet Internal Svcs Charge	33,800	30,300	39,600	39,600	48,200
604613	Vehicle Detail	158	535	2,700	2,700	2,500
604700	Printing & Binding Svc	2,382	2,442	2,700	2,700	2,700
604931	Recording Fees	56	130	3,500	3,500	3,500
604965	Special Magistrate	900	1,200	3,600	3,600	3,600
604989	IT Internal Svcs Charge	197,400	251,600	256,400	256,400	268,000
604997	Other Operating Expenses	471	561	2,500	2,500	2,500
605100	Office Supplies	3,453	3,850	4,300	4,300	4,300
605120	Computer Operating Expenses	179	1,131	4,300	4,300	3,500
605220	Vehicle Fuel-On-Site	7,175	11,928	13,900	13,900	15,600
605240	Uniforms Cost	4,562	3,777	5,000	5,700	5,200
605246	Safety Equipment Supplies	2,223	1,322	3,100	3,100	3,100
605250	Noncap Furn (Item less 5000)	—	241	1,500	1,500	1,500
605251	Noncap Equip (Item less 5000)	—	—	5,600	144,500	5,600
605410	Subscriptions & Memberships	3,081	1,404	6,100	6,100	10,000
605500	Training-General	5,512	1,568	20,000	20,000	30,000

Bldg., Planning & Zoning Expenditures by Object Code

Object #	Account Description	FY 2021 Actual	FY 2022 Actual	FY 2023 Budget	FY 2023 Revised	FY 2024 Budget
605510	Tuition Reimbursement	—	—	7,000	7,000	20,000
	Sub-Total	554,336	933,624	1,131,003	1,502,803	1,165,318
	Departmental Capital Outlay					
606405	Furniture & Fixtures	—	—	—	322,000	—
606440	Vehicles Purchase	—	—	—	125,000	—
606441	Vehicle Replacement Program	—	68,900	72,600	72,600	98,100
606470	Computer Equipment	5,008	1,488	—	—	—
	Sub-Total	5,008	70,388	72,600	519,600	98,100
	Total	**$ 4,133,853**	**$ 4,524,071**	**$ 5,301,003**	**$ 5,771,003**	**$ 5,752,418**

Object #	Account Description	Justification
Revenue		
322100	Building Permits	Permits must be issued to any individual or business that does construction work within the corporate limits of the City. These permits are issued for construction, such as electrical, plumbing, structural, mechanical, etc.
322101	Open Permit Search	This fee was implemented to help cover the costs of research and analysis on whether open permits exist for a house undergoing a transfer of ownership. This fee, per address, is usually paid by the title company involved in the transfer. Fee includes expedited lien search.
322110	Permits Surcharge	This surcharge pertains to permit fees. If permit is building related revenue will go to Building Program, and if it is planning and zoning related it will go to the Planning Program. Funds are for technology upgrades that will enhance building development related customer service.
322111	Expired Permits/Revisions Bldg	Fees for renewal of expired permits and building plan revisions.
322112	OT Inspection Fee	This is a permit fee for weekend inspections performed by inspectors; the requests are made by the project manager/developer.
329101	Garage Sale Permits	This revenue is generated from permit required in order to have a garage sale within the City.
342160	Notary Services/Copies/Records	Notary services, existing building plan copies, and certified documents provided by City staff.
343900	Development Review Fees	These are fees charged to developers for costs associated with the interdepartmental review of new development proposals such as site plans and plats.
354103	Building Code Violations	This revenue is generated from City/Building Code Violations; These funds may be used to demolish future unsafe structures.
Expense		
601400	Overtime-General	This line item is required for overtime due to unforeseen circumstances.
601410	Overtime-Holiday	This expenditure is for regular and overtime hours worked on contractual holidays per the individual collective bargaining agreements.
601411	Overtime-Reimbursable	Reimbursable overtime paid by contractors.
603190	Prof Svcs-Other	This cost is for Comprehensive Plan Consultants and Advisory Boards Meeting Minutes.
603400	Contract Svcs-Other	Services for Broward County Inspectors, CAP Inspectors, Advanced Data Solutions (Scanning).
603425	Software License & Maint	Contracted software licenses and maintenance: Fore Runner Flood Plain Software $17,518 ESRI $5,500 Adobe Pro $4,000 Acrobat $500 Sketchup $3,200 GIS Software $160,000 BlueBeam $5,000 Qless Software $11,500 Operational Impact funds - CIP project 54018 $180,000
603460	Landscape Svcs	Contracted services for landscape services.
603463	Tree Trimming Program	For tree trimming services.
604001	Travel & Training	Attendance at National and State Planning Conferences. This represents costs associated with travel and accommodations for specialized training and certification courses or conferences. FY24 Above Base Request has been approved $17,000.
604200	Postage	USPS, Federal Express and UPS charges including costs for public notifications.
604301	Electricity Svcs	This account represents allocated costs for electricity usage.
604500	Risk Internal Svcs Charge	This is a restricted account for allocated property and liability insurance premiums as provided by HR-Risk Management.
604550	Health Ins Internal Serv Chg	Funds the City's wellness program that encourage employees to adopt healthy habits through education, incentives and an on-site clinic.
604610	Fleet Internal Svcs Charge	This line item is for the repair and maintenance of city vehicles as per Public Works-Fleet Maintenance.
604613	Vehicle Detail	Cost associated with cleaning and detailing of City vehicles assigned to Department.
604700	Printing & Binding Svc	Cost of Building permit cards, business cards and shells, violation tags, flyers, informational materials, general correspondence and miscellaneous notices.
604865	Community Garden	Maintenance and daily operations of Miramar Community Garden.
604910	Advertising Costs	This cost is related to mandated public notice legal requirements. This represents the costs associated with media placement for City institutional, business and event campaigns, public notices, radio ads and ads in national and international publications for business attraction.
604916	Administrative Expense	This represents the costs associated with administrative expenses required for program operations.
604931	Recording Fees	This line item is for costs associated with recording special magistrate hearings in all applicable mediums.
604965	Special Magistrate	This line item is for fees paid to contract attorneys who provide special magistrate services to the city.

Object #	Account Description	Justification
604989	IT Internal Svcs Charge	This account is for technology related costs such as leased computers, internet, intranet, land lines, network, telephone, software licenses, database needs and support services.
604997	Other Operating Expenses	This account is for unanticipated one time expenses that cannot be charged to any other budgeted line item.
605100	Office Supplies	This cost is for desktop and general office supplies to support the needs of the department.
605120	Computer Operating Expenses	These costs are for the Print Management Service Agreement and computer related items. This cost is associated with purchase of computer related hardware, display screens, keyboards, etc., to support the necessary functions of the department.
605220	Vehicle Fuel-On-Site	This account covers the cost of gas and oil used for city vehicles as provided by PW-Fleet Maintenance.
605240	Uniforms Cost	This account is used for uniforms for specific employees as required by GAME contract.
605246	Safety Equipment Supplies	Includes first aid kits, safety shoes and gear, fire extinguishers in the vehicles, and rain coats for field workers.
605250	Noncap Furn (Item less 5000)	Desk, chairs and other small furnishings for the department. Office chairs and furniture for new hires.
605251	Noncap Equip (Item less 5000)	Cost for computer equipment and scanners.
605410	Subscriptions & Memberships	Subscriptions for various journals and memberships for local, state and professional organizations: Sun Sentinel $500 ASFPM $360 ASPA $240 APA/FAPA/BAPA $4100 ULI $600 Landscape Inspectors Association of Florida $150 Landscape Architect Exam Review $365 Landscape Architect Registration Examination (L.A.R.E.) $720 P.E. Renewal for Yanet Gonzalez $150 P.E. Renewal for Pablo Cubeddu $150 P.E. Renewal for Kevin Zambrana $150 I.A.E.I. renewal fees for Jeisson Moreta $120 I.A.E.I. renewal fees for Dennis Mitchell $120 I.A.E.I. renewal fees for Scott Douglas $120 BOIEA Membership $750 ICC Membership for BO $250 FAPGMI Membership for Mechanical Inspector $60 FAPGMI Membership for Mechanical Chief $60 Certified General Contractor License Renewals $1,125 Notary Package/Renewals $1200 Inspector License Renewals $1125 Plans Examiner License Renewals $1125 FBC 2023 New Building Code Books $3000 Other $1560
605500	Training-General	This account is for local training and educational costs for conferences and meetings and for the maintenance of professional certifications for all applicable staff members. Training for Director and Assistant Director $1,500 Department Training-Team Building $2,100 Public Administrator Training $500 Flood Plain Certification $3,000 Local Training for Senior Planner $600 Local Training for Senior Planner $600 Local Training for Planner I $400 Local Training for Assistant Planner $400 Local Training for Landscape Inspectors $800 Horticultural Therapy Certificate Program-Garden Specialist $2,600 AICP Training $2000 Local County/Customer Service Training for 11 Permit Clerks $5000 Local County/Customer Service Training for 18 Inspectors/Plan Reviewers $8500 Tyler Connect Conference (Eplan Admin, Electronic Plans Specialist, Operations Admin) $6,000 Munis/EnerGov Training $3,500 Customer Service Training $10,000
605510	Tuition Reimbursement	Education assistance to permanent employees that is associated with a certificate or degree program at a community college or state college/university. Education must be related to the employee's present position or have the ability to assist in a promotional opportunity. The cost covers books and lab fees associated with the course. FY24 approved Above Base Request for $13,000.
606441	Vehicle Replacement Program	This budgeted amount is for escrow for future vehicle replacements.

MIRAMAR
BEAUTY AND PROGRESS
EST 1955

Economic Development & Housing

Mission

The mission of the Miramar Economic Development & Housing Department is to support the City's position as a premier location for all sizes and stages of businesses that fosters economic growth. This growth will occur through collaboration, innovation, connectivity, community development and aggressive business recruitment, retention and outreach.

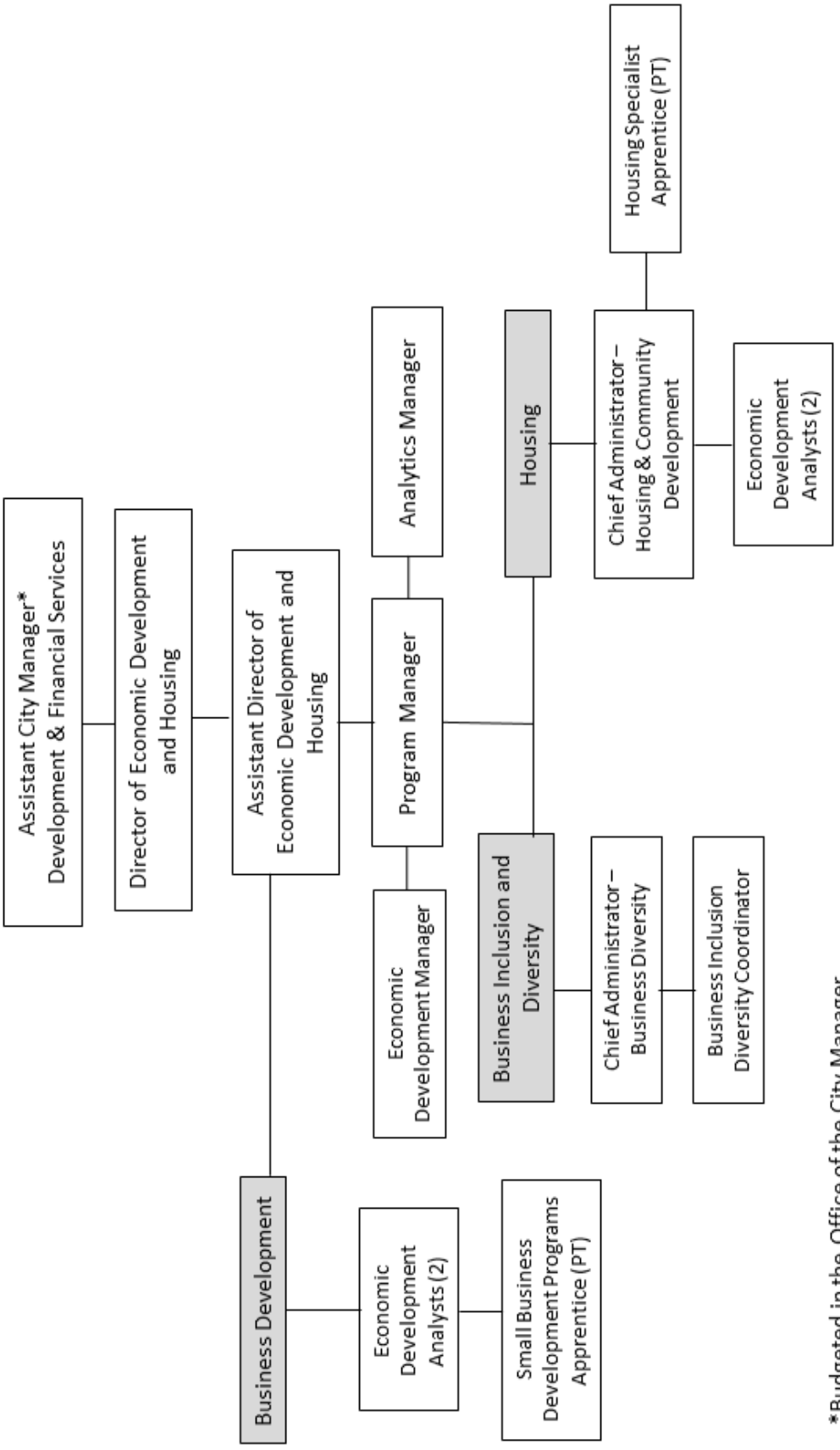
Assistant City Manager* Development & Financial Services
Director of Economic Development and Housing
Assistant Director of Economic Development and Housing
Business Development
Economic Development Analysts (2)
Small Business Development Programs Apprentice (PT)
Program Manager
Economic Development Manager
Analytics Manager
Housing
Business Inclusion and Diversity
Chief Administrator – Business Diversity
Business Inclusion Diversity Coordinator
Chief Administrator – Housing & Community Development
Housing Specialist Apprentice (PT)
Economic Development Analysts (2)
*Budgeted in the Office of the City Manager

Department Overview

The Economic Development & Housing Department is responsible for citywide economic development, redevelopment activities in Historic Miramar, as well as business inclusion and diversity programs and initiatives. Over the past several years, the City has become a premier location for Fortune 500 companies and the City's historic areas are also experiencing a renaissance as a result of reinvestment by the public and private sectors. The department is responsible for the recruitment, retention, and expansion of target industry jobs and for increasing foreign direct investment; the coordination of neighborhood redevelopment and revitalization initiatives; the growth and sustainability of Miramar's workforce in Broward County's targeted industries; the implementation of technological innovations where start-ups and new technology companies thrive; the implementation of initiatives designed to place businesses in the best position to grow and develop; and enhance inclusion and diversity on City projects using the latest technological advances. Through partnerships with Broward County, the State of Florida, the Federal Government, Miramar/Pembroke Pines Chamber of Commerce, institutions of higher learning, and private sector partners, the department implements projects and programs that promote business opportunity; supports commercial, office and industrial development; attracts and retains businesses; enhances neighborhoods through redevelopment; and expands global trade through foreign direct investment.

As indicated in the Position Detail, this department is comprised of 13 budgeted positions of which twelve are full-time and two (1.0 FTE) are part-time apprentice positions. The three (3) programs provided are:

1. Business Development
2. Business Inclusion Diversity
3. Housing & Community Development

Economic Development & Housing Podcast Studio, with Staff and Guests

FY 2023 Accomplishments

- Completed 16 housing rehabilitation projects.
- 32 residents received mortgage/rental assistance.
- Launched “Open Rewards” Shop Local Program.
- Launched Knowledge of Financial Education (KOFE) program for employees and residents.
- Launched Miramar Business Academy entrepreneur training program.
- Attracted health care company to expand its business in the city.
- Implemented new small business assistance grant programs.
- Completed 3 commercial rehabilitation projects in Historic Miramar.
- Expanded Microenterprise Assistance program to increase award from $10,000 to $25,000 for payroll expenses, PPE Equipment, COVID-related modifications, and past due rent/utilities (CDBG/CARES Act).
- Completed Business Inclusion & Diversity program manual.
- Implemented B2GNow Goal Setting Module for Business Inclusion & Diversity program contract percentages.
- Hosted a Credit Bootcamp training for entrepreneurs, home-based businesses and small businesses.
- Sponsored Florida International Trade and Cultural Expo at Broward County Convention Center.
- Sponsored U.S. Caribbean Business Conference.
- Attended Trade Missions to South Africa, Panama, and Belize.
- Hosted programs with visiting delegations from Africa and Ecuador.
- Conducted BizFit small business roadshow visits and workshop.
- Completed a foreign direct investment (FDI) report on city priority industry sectors and marketing collateral.
- Continued partnership with Broward College on the Broward UP workforce training program.

FY 2024 Goals

- Complete Economic Development Plan.
- Complete State Housing Initiatives Partnership (SHIP) Local Housing Assistance Plan.
- Complete 20 residential rehabilitation projects.
- Provide 14 residents with home purchase assistance.
- Provide 25 residents with rental assistance.
- Increase the number of certified local vendors in the Business Inclusion & Diversity program.
- Distribute 25 grants to small businesses.
- Visit 20 companies through the Corporate Outreach program.
- Complete 2 commercial rehabilitation projects.

Program Revenues, Expenditures and Positions Summary

Dedicated Revenues	FY 2021 Actual	FY 2022 Actual	FY 2023 Budget	FY 2023 Revised	FY 2024 Budget
None	**$ —**	**$ —**	**$ —**	**$ —**	**$ —**
Expenditures by Program					
Business Development	$ 974,256	$ 1,470,380	$ 1,509,295	$ 1,597,848	$ 1,544,295
Housing & Community Development	—	—	474,575	417,612	452,300
Business Inclusion Diversity	459,258	467,966	471,300	439,710	488,812
Total	**$ 1,433,514**	**$ 1,938,346**	**$ 2,455,170**	**$ 2,455,170**	**$ 2,485,407**
Expenditures by Category					
Personnel Services	$ 1,139,941	$ 1,603,392	$ 1,629,100	$ 1,629,100	$ 1,816,100
Operating Expense	288,584	332,723	635,895	796,180	637,707
Grants & Aids	4,989	2,231	94,300	2,285	28,000
Capital Outlay	—	—	95,875	27,604	3,600
Total	**$ 1,433,514**	**$ 1,938,346**	**$ 2,455,170**	**$ 2,455,170**	**$ 2,485,407**
Positions by Program					
Business Development	7.00	8.00	7.00	7.00	7.50
Housing & Community Development	—	3.00	3.00	3.00	3.50
Business Inclusion Diversity	1.00	1.00	1.00	1.00	2.00
Total	**8.00**	**12.00**	**11.00**	**11.00**	**13.00**
Position Detail					
Analytics Manager	—	1.00	1.00	1.00	1.00
Assistant Director of Economic & Business Development	1.00	—	—	—	—
Assistant Director of Economic Development & Housing	—	—	1.00	1.00	1.00
Assistant Director of Economic Development &	—	1.00	—	—	—
Business Development Coordinator	3.00	—	—	—	—
Business Diversity Administrator	1.00	—	—	—	—
Business Inclusion Diversity Coordinator	—	—	—	—	1.00
Chief Administrator - Business Diversity	—	1.00	1.00	1.00	1.00
Chief Administrator - Housing & Community Development	—	1.00	1.00	1.00	1.00
Department Coordinator	1.00	—	—	—	—
Director of Economic & Business Development	1.00	—	—	—	—
Director of Economic Development & Housing	—	—	1.00	1.00	1.00
Director of Economic Development & Revitalization	—	1.00	—	—	—
Economic Development Analyst*	1.00	5.00	5.00	4.00	4.00
Economic Development Manager	—	—	—	1.00	1.00
Executive Administrator	—	1.00	—	—	—
Housing Specialist Apprentice - PT	—	—	—	—	0.50
Program Manager	—	1.00	1.00	1.00	1.00
Small Business Development Programs Apprentice - PT	—	—	—	—	0.50
Total FTE's	**8.00**	**12.00**	**11.00**	**11.00**	**13.00**

** Block Budgeting position*

Economic Dev. & Housing Balanced Scorecard

Measures	Objectives	Series Status	FY 2022 Actual	FY 2023 Actual	FY 2024 Goal
Track and report on the inclusion and diversity of vendors/ contractors on City procurements and projects through B2G Now software via quarterly reports starting in October 2022.	Support the recruitment, Growth and Sustainability of Disadvantaged and Minority-LED Businesses in the City of Miramar	Q4 Actual	25.00	25.00	
		YTD Actual	100.00	100.00	
		EOY Target	20.00	100.00	100.00
		% Target	500.00%	100.00%	
		% Goal	100.00%	100.00%	
BID 12 small business development workshops hosted/ attended by BID	BID - Enhance Small Business Growth and Development by providing variety of outreach programs on topics of interest and practical use to Miramar Small businesses	Q4 Actual	4.00	3.00	
		YTD Actual	17.00	25.00	
		EOY Target	12.00	25.00	25.00
		% Target	141.67%	100.00%	
		% Goal	100.00%	100.00%	
BID - Identify 25 ready, willing and able sub-consultants to become registered vendors for CIP projects by September 2023.	BID - Enhance Workforce Diversity, Inclusion, Growth and Sustainability of Disadvantaged and Minority Led businesses in the City of Miramar.	Q4 Actual	25.00	5.00	
		YTD Actual	29.00	104.00	
		EOY Target	25.00	100.00	100.00
		% Target	116.00%	104.00%	
		% Goal	100.00%	100.00%	
Complete 7 activities towards application completion for IEDC Accreditation	Achieve accreditation with International Economic Development Council (IEDC)	Q4 Actual	2.00	0.00	
		YTD Actual	7.00	7.00	
		EOY Target	7.00	7.00	7.00
		% Target	100.00%	100.00%	
		% Goal	100.00%	100.00%	

Economic Dev. & Housing Balanced Scorecard

Measures	Objectives	Series Status	FY 2022 Actual	FY 2023 Actual	FY 2024 Goal
Host at least 3 BizFit tours and Workshops	Offer a wide variety of outreach programs on topics of interest and practical use to Miramar small businesses.	Q4 Actual	0.00	3.00	
		YTD Actual	3.00	3.00	
		EOY Target	3.00	3.00	3.00
		% Target	100.00%	100.00%	
		% Goal	100.00%	100.00%	
Add software to measure the success of implementing economic development programs	Develop ways to measure the impact/success of three of the programs we deliver and collect the data measurements of those programs between April 1 and September 30 of each year.	Q4 Actual	25.00	25.00	
		YTD Actual	100.00	100.00	
		EOY Target	100.00	100.00	100.00
		% Target	100.00%	100.00%	
		% Goal	100.00%	100.00%	
Create five additions to website for small business community to be informative and user friendly	Revamp the Department's website to be a user friendly, informative site that provides the visitor with information on every economic support program the City offers as well as links to other organizations and sites that can assist them in improving and sustaining their business	Q4 Actual	25.00	25.00	
		YTD Actual	100.00	100.00	
		EOY Target	100.00	100.00	100.00
		% Target	100.00%	100.00%	
		% Goal	100.00%	100.00%	
Assist 25 micro Miramar businesses by June 2023.	Give small businesses easy access to tools, knowledge and funding that can help them survive and thrive.	Q4 Actual	25.00	6.00	
		YTD Actual	87.00	25.00	
		EOY Target	25.00	25.00	25.00
		% Target	348.00%	100.00%	
		% Goal	100.00%	100.00%	

Economic Dev. & Housing Balanced Scorecard

Measures	Objectives	Series Status	FY 2022 Actual	FY 2023 Actual	FY 2024 Goal
Complete 12 podcast in FY23	Give small businesses easy access to tools, knowledge and funding that can help them survive and thrive.	Q4 Actual	5.00	3.00	
		YTD Actual	14.00	12.00	
		EOY Target	12.00	12.00	12.00
		% Target	116.67%	100.00%	
		% Goal	100.00%	100.00%	
Number of COVID-19 assistance provided	Reduce the number of evictions and foreclosures, and prevent homelessness	Q4 Actual	9.00	$ 3.00	
		YTD Actual	52.00	$ 24.00	
		EOY Target	40.00	$ 30.00	30.00
		% Target	130.00%	80.00%	
		% Goal	100.00%	100.00%	
Track attendance rate of small businesses engagement via Workshops/ Webinars	Give small businesses easy access to tools, knowledge and funding that can help them survive and thrive.	Q4 Actual	25.00	25.00	
		YTD Actual	100.00	100.00	
		EOY Target	100.00	100.00	100.00
		% Target	100.00%	100.00%	
		% Goal	100.00%	100.00%	
Meets budget target - Expenses	Finances	Q4 Actual	$ 510,448.37	$ 618,856.00	
		YTD Actual	$ 1,938,345.76	$ 2,277,553.00	
		EOY Target	$ 2,107,395.00	$ 2,455,170.00	$2,485,407.00
		% Target	91.98%	92.77%	
		% Goal	100.00%	100.00%	
Implement the Business Inclusion Act as approved by the City Commission.	Support the recruitment, Growth and Sustainability of Disadvantaged and Minority-LED Businesses in the City of Miramar	Q4 Actual	25.00	0.00	
		YTD Actual	100.00	100.00	
		EOY Target	100.00	100.00	100.00
		% Target	100.00%	100.00%	
		% Goal	100.00%	100.00%	

Economic Dev. & Housing Balanced Scorecard

Measures	Objectives	Series Status	FY 2022 Actual	FY 2023 Actual	FY 2024 Goal
Conduct 25 Corporate Outreach visits in FY23 to acquaint companies with the variety of Miramar's economic development programs and other business support agencies in the County and the State	Recruit and Retain Broward County Target Industry Jobs In Miramar	Q4 Actual	25.00	4.00	
		YTD Actual	44.00	11.00	
		EOY Target	25.00	25.00	25.00
		% Target	176.00%	44.00%	
		% Goal	100.00%	100.00%	
Meets projected target - Expenses	Finances	Q4 Actual	$ 510,448.37	$ 618,856.00	
		YTD Actual	$ 1,938,345.76	$ 2,277,553.00	
		EOY Projection	$ 2,610,070.00	$ 2,322,192.00	2,485,407.00
		% Target	74.26%	98.08%	
		% Goal	100.00%	100.00%	
Number of housing rehabilitation projects completed		Q4 Actual	4.00	2.00	
		YTD Actual	12.00	11.00	
		EOY Target	10.00	10.00	10.00
		% Target	120.00%	110.00%	
		% Goal	100.00%	100.00%	
Number of households receiving down payment assistance		Q4 Actual	0.00	0.00	
		YTD Actual	2.00	1.00	
		EOY Target	4.00	2.00	2.00
		% Target	50.00%	50.00%	
		% Goal	100.00%	100.00%	
Expend Community Development Block Grant funding by program year deadline		Q4 Actual	40%	100%	
		YTD Actual	100%	175%	
		EOY Target	100%	100%	100%
		% Target	100.00%	175.00%	
		% Goal	100.00%	100.00%	

Economic Dev. & Housing Balanced Scorecard

Measures	Objectives	Series Status	FY 2022 Actual	FY 2023 Actual	FY 2024 Goal
Number of housing workshops provided to residents		Q4 Actual	3.00	2.00	
		YTD Actual	10.00	8.00	
		EOY Target	8.00	8.00	8.00
		% Target	125.00%	100.00%	
		% Goal	100.00%	100.00%	
Number of environmentally sustainable outreach events/ workshops		Q4 Actual	2.00	1.00	
		YTD Actual	8.00	4.00	
		EOY Target	8.00	4.00	4.00
		% Target	100.00%	100.00%	
		% Goal	100.00%	100.00%	

FY23 actuals (revenues and expenses) are as of 11/08/2023.

End of year targets exclude year-end budget amendments.

Economic Dev. & Housing FTE's by Program

Business Development

Responsible for recruitment, retention and expansion of targeted industry jobs and foreign direct investment; coordination of neighborhood redevelopment, workforce development and technological innovation.

FY 23	FY 24
7.00	7.50

Business Inclusion Diversity (BID)

Responsible for the implementation of initiatives designed to place businesses in the best position to grow and develop. Through strategic outreach, monitoring and compliance objectives, BID enhances inclusion and diversity on City projects using the latest technological advancements. It targets and aggressively recruits new businesses that can help support the creation of new value-added art, workforce and entertainment opportunities to help meet local community market demands.

FY 23	FY 24
1.00	2.00

Housing & Community Development

Through federal, state, county, and other grant funding sources responsible for creating partnerships that produce and preserve affordable homeownership and multifamily housing, developing viable urban communities by providing decent housing and a suitable living environment, and expanding economic opportunities principally for persons of low and moderate income.

FY 23	FY 24
3.00	3.50

Business Development—Program 432

Description

This program encompasses a variety of department tasks that combine to support and direct the City's current and future economic growth: Business and International Relations; Redevelopment; Workforce Development; and Innovation/Technology. Business and International Relations involves the recruitment, retention and expansion of target industry jobs and investments and works to increase exports and foreign direct investment. The Redevelopment component coordinates and implements neighborhood development, redevelopment, and revitalization initiatives in Historic Miramar. Workforce Development involves growing and sustaining Miramar's workforce in Broward County's targeted industries through innovative education and career training programs. The Innovation/Technology component implements technological innovations where leading-edge anchor institutions and companies cluster and connect with start-ups, business incubators and accelerators.

Dedicated Revenues	Object Code	FY 2021 Actual	FY 2022 Actual	FY 2023 Budget	FY 2023 Revised	FY 2024 Budget
None		**$ —**	**$ —**	**$ —**	**$ —**	**$ —**
Expenditures by Category						
Personnel Services		$ 784,904	$ 1,220,187	$ 1,050,800	$ 1,050,800	$ 1,125,300
Operating Expense		184,363	247,962	361,195	517,158	387,395
Departmental Capital Outlay		—	—	3,000	27,604	3,600
Grants & Aids		4,989	2,231	94,300	2,285	28,000
Total		**$ 974,256**	**$ 1,470,380**	**$ 1,509,295**	**$ 1,597,848**	**$ 1,544,295**
Percent of Time by Position						
Analytics Manager		—	1.00	1.00	1.00	1.00
Assistant Director of Economic & Business Development		1.00	—	—	—	—
Assistant Director of Economic Development & Housing		—	—	1.00	1.00	1.00
Assistant Director of Economic Development & Revitalization		—	1.00	—	—	—
Business Development Coordinator		3.00	—	—	—	—
Department Coordinator		1.00	—	—	—	—
Director of Economic & Business Development		1.00	—	—	—	—
Director of Economic Development & Housing		—	—	1.00	1.00	1.00
Director of Economic Development & Revitalization		—	1.00	—	—	—
Economic Development Analyst		1.00	3.00	3.00	2.00	2.00
Economic Development Manager		—	—	—	1.00	1.00
Executive Administrator		—	1.00	—	—	—
Program Manager		—	1.00	1.00	1.00	1.00
Small Business Development Programs Apprentice		—	—	—	—	0.50
Total		**7.00**	**8.00**	**7.00**	**7.00**	**7.50**

Business Inclusion Diversity (BID)—Program 052

Description

This program implements initiatives that are designed to place businesses in the best position to grow and develop. Through strategic outreach, monitoring and compliance objectives, BID enhances inclusion and diversity on City projects using the latest technological advancements. The program also targets and aggressively recruits new businesses that can help support the creation of new value-added art, workforce, and entertainment opportunities to the City to help meet local community market demands.

	Object Code	FY 2021 Actual	FY 2022 Actual	FY 2023 Budget	FY 2023 Revised	FY 2024 Budget
Dedicated Revenues						
None		**$ —**	**$ —**	**$ —**	**$ —**	**$ —**
Expenditures by Category						
Personnel Services		$ 355,037	$ 383,204	$ 218,100	$ 218,100	$ 305,700
Operating Expense		104,221	84,761	253,200	221,610	183,112
Total		**$ 459,258**	**$ 467,966**	**$ 471,300**	**$ 439,710**	**$ 488,812**
Percent of Time by Position						
Business Diversity Administrator		1.00	—	—	—	—
Business Inclusion Diversity Coordinator		—	—	—	—	1.00
Chief Administrator - Business Diversity		—	1.00	1.00	1.00	1.00
Total		**1.00**	**1.00**	**1.00**	**1.00**	**2.00**

Housing & Community Development—Program 431

Description

Through federal, state, county and other grant funding sources, this program is responsible for creating partnerships that produce and preserve affordable homeownership and multifamily housing, developing viable urban communities by providing decent housing and a suitable living environment, and expanding economic opportunities principally for persons of low and moderate income.

Dedicated Revenues	Object Code	FY 2021 Actual	FY 2022 Actual	FY 2023 Budget	FY 2023 Revised	FY 2024 Budget
None		**$ —**	**$ —**	**$ —**	**$ —**	**$ —**
Expenditures by Category						
Personnel Services		$ —	$ —	$ 360,200	$ 360,200	$ 385,100
Operating Expense		—	—	21,500	57,412	67,200
Departmental Capital Outlay		—	—	92,875	—	—
Grants & Aids		—	—	—	—	—
Total		**$ —**	**$ —**	**$ 474,575**	**$ 417,612**	**$ 452,300**
Percent of Time by Position						
Chief Administrator - Housing & Community Development		—	1.00	1.00	1.00	1.00
Economic Development Analyst		—	2.00	2.00	2.00	2.00
Housing Specialist Apprentice		—	—	—	—	0.50
Total		**—**	**3.00**	**3.00**	**3.00**	**3.50**

Business Development—001-43-432-552-

Object #	Account Description	FY 2021 Actual	FY 2022 Actual	FY 2023 Budget	FY 2023 Revised	FY 2024 Budget
	Personnel Services					
601200	Employee Salaries	$ 474,966	$ 751,805	$ 651,600	$ 651,600	$ 708,100
601205	Lump Sum Payout - Accrued Time	30,409	38,631	38,700	38,700	43,300
601210	Non-Pensionable Earnings	—	4,000	—	—	—
601215	Communication Stipend	1,950	8,438	3,900	3,900	3,900
601220	Longevity Pay	1,330	1,377	1,400	1,400	1,400
601400	Overtime-General	—	349	—	—	—
602100	FICA & MICA	36,232	59,374	50,500	50,500	56,600
602210	Pension-General	—	29,600	—	—	13,800
602235	Pension-Senior Mgmt	114,000	116,600	140,100	140,100	146,300
602260	Pension-401	—	—	8,000	8,000	—
602265	Pension-457	10,548	24,714	16,900	16,900	15,800
602300	Pmt In Lieu Of Insurance	—	—	5,600	5,600	5,600
602304	Health Insurance-PPO	41,739	73,961	51,800	51,800	49,500
602305	Health Insurance-HMO	42,084	75,592	53,300	53,300	45,300
602306	Dental Insurance-PPO	1,623	3,696	2,200	2,200	2,400
602307	Dental Insurance-HMO	433	245	400	400	200
602309	Basic Life	1,170	2,795	1,900	1,900	2,100
602311	Long-Term Disability	173	2,510	900	900	4,000
602312	HDHP Aetna	1,747	—	—	—	—
602400	Workers' Compensation	26,500	26,500	23,600	23,600	27,000
	Sub-Total	784,904	1,220,187	1,050,800	1,050,800	1,125,300
	Operating Expense					
603190	Prof Svcs-Other	29,000	51,624	80,000	123,000	93,195
603425	Software License & Maint	4,741	—	5,078	5,078	14,000
604001	Travel & Training	1,194	29,526	6,000	27,000	20,000
604100	Communication Services	(174)	—	—	—	—
604200	Postage	1,486	293	5,800	5,800	5,800
604500	Risk Internal Svcs Charge	1,800	7,800	6,300	6,300	5,900
604550	Health Ins Internal Serv Chg	6,800	3,700	3,500	3,500	14,100
604610	Fleet Internal Svcs Charge	—	—	4,300	4,300	5,200
604700	Printing & Binding Svcs	6,277	2,943	12,000	12,000	12,000
604860	Economic Developmnt Activities	34,301	39,574	88,500	136,140	88,500
604880	Chamber of Commerce Events	11,920	14,028	10,000	10,000	15,000
604910	Advertising Costs	5,028	10,000	10,000	10,000	10,000
604920	License & Permit Fees	10,547	11,233	12,073	14,770	15,000
604989	IT Internal Svcs Charge	35,800	50,400	59,500	59,500	54,200
604997	Other Operating Expenses	4,857	314	12,000	12,000	12,000
605100	Office Supplies	2,034	3,495	5,000	5,000	5,000
605120	Computer Operating Expenses	5,528	—	600	600	600
605220	Vehicle Fuel-On-Site	—	—	1,200	1,200	1,200
605410	Subscriptions & Memberships	14,352	14,026	15,904	13,207	5,700
605500	Training-General	8,873	9,005	23,440	8,440	10,000
605510	Tuition Reimbursement	—	—	—	2,360	—
605600	CM Restricted	—	—	—	56,963	—
	Sub-Total	184,363	247,962	361,195	517,158	387,395
	Departmental Capital Outlay					
606405	Furniture & Fixtures	—	—	—	24,298	—
606441	Vehicle Replacement Program	—	—	3,000	3,000	3,600
606470	Computer Equipment	—	—	—	306	—
	Sub-Total	—	—	3,000	27,604	3,600

Object #	Account Description	FY 2021 Actual	FY 2022 Actual	FY 2023 Budget	FY 2023 Revised	FY 2024 Budget
	Grants & Aids					
608250	Economic Incentive	4,989	2,231	94,300	2,285	28,000
	Sub-Total	4,989	2,231	94,300	2,285	28,000
	Total	**$ 974,256**	**$ 1,470,380**	**$ 1,509,295**	**$ 1,597,848**	**$ 1,544,295**

Business Inclusion Diversity (BID)—001-43-052-552-

Object #	Account Description	FY 2021 Actual	FY 2022 Actual	FY 2023 Budget	FY 2023 Revised	FY 2024 Budget
	Personnel Services					
601200	Employee Salaries	$ 249,438	$ 251,803	$ 143,200	$ 143,200	$ 200,900
601205	Lump Sum Payout - Accrued Time	12,624	21,611	8,800	8,800	9,200
601215	Communication Stipend	1,950	1,950	2,000	2,000	2,000
602100	FICA & MICA	18,951	21,590	11,300	11,300	16,200
602210	Pension-General	—	—	—	—	9,300
602235	Pension-Senior Mgmt	44,200	49,600	30,800	30,800	35,600
602265	Pension-457	5,773	5,876	4,300	4,300	4,500
602300	Pmt In Lieu Of Insurance	9,927	6,906	—	—	—
602305	Health Insurance-HMO	394	7,466	—	—	8,400
602306	Dental Insurance-PPO	15	—	—	—	400
602307	Dental Insurance-HMO	246	450	300	300	300
602309	Basic Life Insurance	715	1,037	400	400	600
602311	Long-Term Disability Ins	125	185	200	200	1,100
602312	HDHP Aetna	7,880	11,931	14,000	14,000	14,000
602313	HSA Payflex	2,800	2,800	2,800	2,800	3,200
	Sub-Total	355,037	383,204	218,100	218,100	305,700
	Operating Expense					
603190	Prof Svcs-Other	—	500	4,000	856	4,000
603192	Consulting Svcs	10,000	47,588	150,000	58,056	78,312
603425	Software License & Maint	51,590	—	40,000	61,354	40,000
604001	Travel & Training	425	13,930	12,000	15,144	12,000
604200	Postage	—	5	200	200	200
604550	Health Ins Internal Serv Chg	5,700	3,100	2,900	2,900	2,300
604610	Fleet Internal Svcs Charge	—	1,000	—	—	—
604889	Marketing & Promotions	28,445	3,675	26,500	65,500	26,500
604916	Administrative Expense	—	3,319	3,000	3,000	3,000
604989	IT Internal Svcs Charge	6,000	7,200	7,100	7,100	6,800
605100	Office Supplies	195	744	1,000	1,000	1,000
605410	Subscriptions & Memberships	877	1,229	3,500	3,500	6,000
605500	Training-General	989	2,471	3,000	3,000	3,000
	Sub-Total	104,221	84,761	253,200	221,610	183,112
	Total	**$ 459,258**	**$ 467,966**	**$ 471,300**	**$ 439,710**	**$ 488,812**

Housing & Community Development—001-43-431-515/554-

Object #	Account Description	FY 2021 Actual	FY 2022 Actual	FY 2023 Budget	FY 2023 Revised	FY 2024 Budget
	Personnel Services					
601200	Employee Salaries	$ —	$ —	$ 240,800	$ 240,800	$ 263,900
601205	Lump Sum Payout - Accrued Time	—	—	5,900	5,900	9,500
601215	Communication Stipend	—	—	2,000	2,000	2,000
602100	FICA & MICA	—	—	19,000	19,000	21,100
602210	Pension-General	—	—	23,700	23,700	22,800
602235	Pension-Senior Mgmt	—	—	25,500	25,500	29,500
602265	Pension-457	—	—	7,100	7,100	7,500
602305	Health Insurance-HMO	—	—	34,000	34,000	16,800
602306	Dental Insurance-PPO	—	—	1,000	1,000	800
602307	Dental Insurance-HMO	—	—	200	200	200
602309	Basic Life	—	—	700	700	800
602311	Long-Term Disability	—	—	300	300	1,500
602312	HDHP Aetna	—	—	—	—	7,100
602313	HSA Payflex	—	—	—	—	1,600
	Sub-Total	—	—	360,200	360,200	385,100
	Operating Expense					
603425	Software License & Maint	—	—	—	—	14,400
604001	Travel & Training	—	—	—	—	5,000
604550	Health Ins Internal Serv Chg	—	—	—	—	3,500
604910	Advertising Costs	—	—	—	—	13,000
604920	License & Permit Fees	—	—	—	—	5,000
604989	IT Internal Svcs Charge	—	—	21,500	21,500	20,300
605100	Office Supplies	—	—	—	—	1,000
605253	NonCap Public Art (less 5,000)	—	—	—	35,912	—
605410	Subscriptions & Memberships	—	—	—	—	5,000
	Sub-Total	—	—	21,500	57,412	67,200
	Departmental Capital Outlay					
606701	Public Art	—	—	92,875	—	—
	Sub-Total	—	—	92,875	—	—
	Total	**$ —**	**$ —**	**$ 474,575**	**$ 417,612**	**$ 452,300**

Object #	Account Description	Justification
Expense		
603190	Prof Svcs-Other	This is for professional services associated with administering the BID program - $4,000 and the city's art master plan and economic development plan - $93,195.
603192	Consulting Svcs	This is for consulting services for implementation of the BID manual; policies and procedures; and the diversity management system.
603425	Software License & Maint	This account represents cost for the following software: B2GNow BID Compliance Software - $40,000. Neighborly software platform - $14,400. Bludot business database software; Localintel website user interface tools; and Adobe Acrobat - $14,000.
604001	Travel & Training	This is for travel and training expenses such as lodging, transportation, meal allowance, mileage, for: B2G Now system and American Contract Compliance Association - $12,000. Conferences (National Community Development Association; Florida Housing Coalition; Housing and Urban Development) - $5,000. Conferences (IEDC, IEDC Training, ICSC, APA, NFBPA, FEDC, FRA) - $20,000.
604200	Postage	This account represents allocated costs for mailings and delivery services for USPS, UPS and Federal Express, to include the mailing of the Quarterly Economic Newsletter.
604500	Risk Internal Svcs Charge	This is a restricted account for allocated property and liability insurance premiums as provided by HR-Risk Management.
604550	Health Ins Internal Serv Chg	Funds the City's wellness program that encourage employees to adopt healthy habits through education, incentives and an on-site clinic.
604610	Fleet Internal Svcs Charge	This account represents costs for repair and maintenance of city vehicles as per PW-Fleet Maintenance.
604700	Printing & Binding Svcs	This is for the printing of collateral materials in support of department programs and initiatives.
604860	Economic Developmnt Activities	This is for expenses associated with trade shows, workshops, and seminars and for implementation of strategies identified in the marketing and economic development plans.
604880	Chamber of Commerce Events	This is for costs associated with special events, sponsorships, and membership incentives in area chambers of commerce.
604889	Marketing & Promotions	This is for costs associated with marketing and promotional materials.
604910	Advertising Costs	This is for public notices in city water bills and Sun Sentinel - $13,000, and ads in national and international publications for business attraction - $10,000.
604916	Administrative Expense	This is for various administrative expenses.
604920	License & Permit Fees	This is for licensing and permit fees for the below: County recording fees - $5,000. CoStar commercial real estate database license - $15,000.
604989	IT Internal Svcs Charge	This account is for technology related costs such as leased computers, internet, intranet, land lines, network, telephone, software licenses, database needs and support services.
604997	Other Operating Expenses	This account is for unanticipated one time expenses that cannot be charged to any other budgeted line item.
605100	Office Supplies	This is for office supplies.
605120	Computer Operating Expenses	This cost is associated with the purchase of computer related hardware, display screens, keyboards, etc. to support the necessary functions of the department.
605220	Vehicle Fuel-On-Site	This account covers the cost of gas and oil used for city vehicles as per PW-Fleet Maintenance.
605410	Subscriptions & Memberships	This is for subscriptions and memberships in professional organizations: International Career and Business Alliance; Business Inclusion & Diversity - $6,000. (National Community Development Association; Florida Housing Coalition; HOPE Inc.; Florida Community Development Association) - $5,000. (American Planning Association; International Economic Development Council; Florida Redevelopment Association; Florida Economic Development Council; Urban Land Institute; International Council of Shopping Centers; National Forum for Black Public Administrators; Sister Cities; South Florida Business Journal digital; Miami Herald digital ; Sun Sentinel digital) - $5,700.
605500	Training-General	This is for attending seminars and trainings to maintain professional certification.
606441	Vehicle Replacement Program	This budgeted amount is for escrow for future vehicle replacements.
608250	Economic Incentive	This is for economic development incentive payments to companies moving into Miramar and hiring Miramar residents.

MIRAMAR
BEAUTY AND PROGRESS
EST 1955

Public Works

Mission

To improve the quality of life for City residents and staff through responsive, efficient, and effective delivery of services, and to promote public health, personal safety, transportation, economic growth and civic vitality.

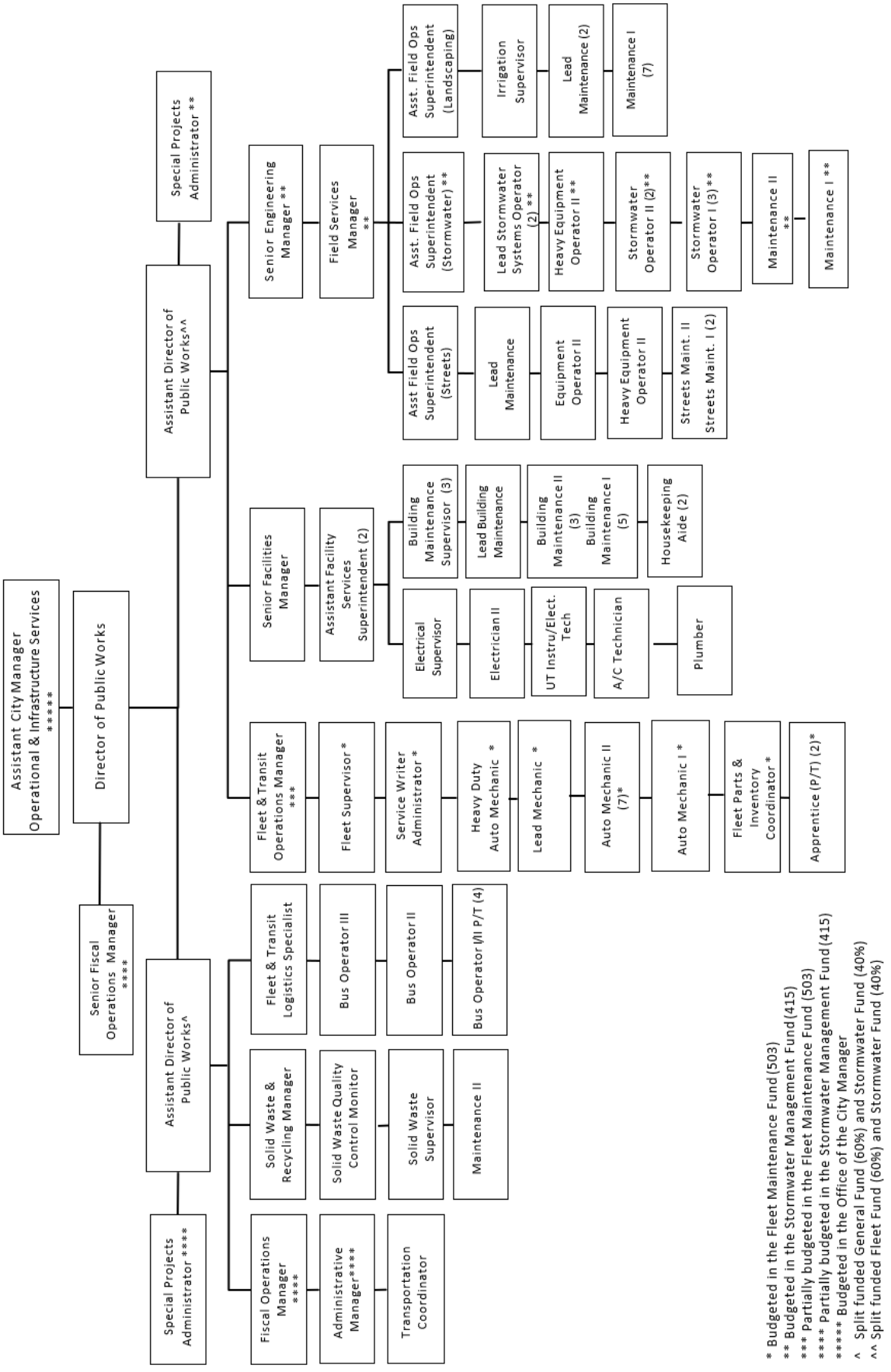
Assistant City Manager Operational & Infrastructure Services *****
Director of Public Works
Senior Fiscal Operations Manager ****
Special Projects Administrator ****
Fiscal Operations Manager ****
Administrative Manager****
Transportation Coordinator
Assistant Director of Public Works^
Solid Waste & Recycling Manager
Solid Waste Quality Control Monitor
Solid Waste Supervisor
Maintenance II
Fleet & Transit Logistics Specialist
Bus Operator III
Bus Operator II
Bus Operator I/II P/T (4)
Assistant Director of Public Works^^
Special Projects Administrator **
Senior Engineering Manager **
Field Services Manager **
Senior Facilities Manager
Assistant Facility Services Superintendent (2)
Fleet & Transit Operations Manager ***
Fleet Supervisor *
Service Writer Administrator *
Heavy Duty Auto Mechanic *
Lead Mechanic *
Auto Mechanic II (7)*
Auto Mechanic I *
Fleet Parts & Inventory Coordinator *
Apprentice (P/T) (2)*
Building Maintenance Supervisor (3)
Lead Building Maintenance
Building Maintenance II (3)
Building Maintenance I (5)
Housekeeping Aide (2)
Electrical Supervisor
Electrician II
UT Instru/Elect. Tech
A/C Technician
Plumber
Asst Field Ops Superintendent (Streets)
Lead Maintenance
Equipment Operator II
Heavy Equipment Operator II
Streets Maint. II
Streets Maint. I (2)
Asst. Field Ops Superintendent (Stormwater) **
Lead Stormwater Systems Operator (2) **
Heavy Equipment Operator II **
Stormwater Operator II (2)**
Stormwater Operator I (3)**
Maintenance II **
Maintenance I **
Asst. Field Ops Superintendent (Landscaping)
Irrigation Supervisor
Lead Maintenance (2)
Maintenance I (7)
* Budgeted in the Fleet Maintenance Fund (503)
** Budgeted in the Stormwater Management Fund (415)
*** Partially budgeted in the Fleet Maintenance Fund (503)
**** Partially budgeted in the Stormwater Management Fund (415)
***** Budgeted in the Office of the City Manager
^ Split funded General Fund (60%) and Stormwater Fund (40%)
^^ Split funded Fleet Fund (60%) and Stormwater Fund (40%)

Department Overview

The Public Works Department provides a variety of services directed toward the repair and maintenance of municipal properties, infrastructure and equipment. These services include Building Maintenance, Street Maintenance, Community Shuttle Service, Solid Waste Management, and Landscape Maintenance. In addition, this department oversees the Fleet Maintenance program which is funded by the Internal Service Fund and Stormwater Management program which is an Enterprise Fund. The goal of this department is to provide top quality, professional, effective and timely delivery of services to residents, businesses and City departments to assure utmost customer satisfaction.

As indicated in the Position Detail, this department is comprised of 54.1 budgeted positions of which 52.1 are full-time, four (2 FTEs) part-time employees. The six (6) major programs provided are:

1. Administration
2. Building Maintenance
3. Streets Maintenance
4. Community Shuttle Service
5. Solid Waste Management
6. Landscape Maintenance

FY 2023 Accomplishments

- Cultural Arts Center Art Gallery Flooring Project.
- Sunset Lakes Community Center Parking Lot Resealing and Restriping Project.
- Fire Station 19 Bay Flooring Project.
- Youth Enrichment Center Parking Lot Resealing and Restriping Project.
- City Clerk Office Flooring Project.
- Miramar Regional Aquatic Parking Lot Refurbishment Project.
- WWRF Building “M” Kitchen Renovation Project.
- Advertised and awarded Solid Waste and Recycling Collection Hauling RFP (retaining same residential collection service levels).
- Implemented a re-routing of bulk collection schedule with minimal impact.
- Facilitated the delivery and replacement of 32,000 trash carts and 32,000 recycle carts with minimal impact.
- Implemented quarterly Household Hazardous and Electronics drop-off and Shred-A-Ton events.
- Completed roof repairs at Lakeshore Park.
- Hosted approximately 20 Adopt-A-Street events.
- Resurfacing of Miramar Parkway from Flamingo Road to Red Road and from SW 160th Avenue (Dykes Road) to SW 172 Ave under City Capital Improvement Program (CIP).
- Resurfacing of Riverdale community streets under City CIP.
- Resurfacing of Executive Way, Commerce Parkway, SW 178th Avenue, SW 23rd Street under the Broward County Surtax project.
- Renovated City Customer Service Response Team (CSRT) Call Center Flooring Project.
- Completed Cultural Arts Center Water Fountain Refurbishment Project.
- West Police Department Sub-Station Parking Lot Resealing and Restriping Project.

FY 2024 Goals

- Resurfacing of roads under Broward County Transportation Surtax Project Phases II and III.
- Continue participation in Broward County Memorandum of Understanding with a long-term goal of regionalizing solid waste disposal services.
- Advertise and Award Debris Monitor and Removal Services contract.
- Work towards achieving American Public Works Association accreditation.
- Continue discussion with Florida Power and Light for phased approach to take over maintenance responsibility for all City-owned streetlights.

Program Revenues, Expenditures and Positions Summary

Dedicated Revenues	FY 2021 Actual	FY 2022 Actual	FY 2023 Budget	FY 2023 Revised	FY 2024 Budget
Streets Maintenance	$ 846,898	$ 1,199,312	$ 1,001,300	$ 1,101,587	$ 1,223,500
Community Shuttle Service	1,294,775	1,263,806	1,800,200	1,800,200	1,690,800
Solid Waste Management	2,045,111	2,150,406	2,008,314	2,008,314	2,009,992
Total	**$ 4,186,783**	**$ 4,613,524**	**$ 4,809,814**	**$ 4,910,101**	**$ 4,924,292**

Expenditures by Program	FY 2021 Actual	FY 2022 Actual	FY 2023 Budget	FY 2023 Revised	FY 2024 Budget
Administration	$ 624,083	$ 686,043	$ 775,850	$ 760,850	$ 901,150
Building Maintenance	3,564,310	3,989,655	4,171,500	4,813,035	4,766,350
Streets Maintenance	1,902,116	2,247,586	2,082,100	2,128,620	2,466,480
Community Shuttle Service	1,043,005	1,199,302	1,191,700	1,199,700	1,086,900
Solid Waste Management	706,635	840,873	1,007,400	917,400	971,300
Landscape Maintenance	1,950,312	1,903,584	2,123,350	2,047,350	2,132,450
Total	**$ 9,790,460**	**$ 10,867,043**	**$ 11,351,900**	**$ 11,866,955**	**$ 12,324,630**

Expenditures by Category					
Personnel Services	$ 4,852,870	$ 5,305,570	$ 5,425,100	$ 5,505,600	$ 5,538,400
Operating Expense	4,428,632	4,779,011	5,137,100	5,372,285	5,581,030
Capital Outlay	508,958	782,463	789,700	989,070	1,205,200
Total	**$ 9,790,460**	**$ 10,867,043**	**$ 11,351,900**	**$ 11,866,955**	**$ 12,324,630**

Positions by Program					
Administration	1.95	3.75	3.45	3.45	3.45
Building Maintenance	19.00	20.50	19.50	19.50	21.50
Streets Maintenance	8.25	8.00	8.00	8.00	8.00
Community Shuttle Service	9.40	5.50	5.50	6.50	5.50
Solid Waste Management	6.15	7.75	7.65	6.65	5.65
Landscape Maintenance	14.75	10.00	10.00	10.00	10.00
Total	**59.50**	**55.50**	**54.10**	**54.10**	**54.10**

Position Detail	FY 2021 Actual	FY 2022 Actual	FY 2023 Budget	FY 2023 Revised	FY 2024 Budget
Administration Superintendent**	0.50	0.50	0.50	—	—
Administrative Manager	—	—	—	0.50	0.50
Air Conditioning Technician	1.00	1.00	1.00	1.00	1.00
Assistant Director of Public Works*	1.00	1.00	0.60	0.60	0.60
Assistant Facility Services Superintendent	1.00	1.00	1.00	2.00	2.00
Assistant Field Operations Superintendent	—	—	—	2.00	2.00
Building Maintenance I*****	5.00	5.00	5.00	5.00	5.00
Building Maintenance II*****	3.00	3.00	3.00	3.00	3.00
Building Maintenance Supervisor	3.00	3.00	3.00	3.00	3.00
Building Tradesperson	1.00	1.00	1.00	—	—
Bus Operator I/II - Part-time (4)	3.50	2.00	2.00	2.00	2.00
Bus Operator II *****	1.00	1.00	1.00	1.00	1.00
Bus Operator III *****	1.00	1.00	1.00	1.00	1.00
Chief Operations Officer - Health & Education	—	—	—	1.00	—
Department Administrator**	—	0.50	0.50	—	—
Department Coordinator**	0.50	—	—	—	—
Director of Public Works	1.00	1.00	1.00	1.00	1.00
Electrical Supervisor	—	1.00	1.00	1.00	1.00
Electrician II	2.00	1.00	1.00	1.00	1.00
Equipment Operator II	1.00	1.00	1.00	1.00	1.00
Facilities Manager	1.00	1.00	1.00	—	—
Field Service Manager**	0.50	—	—	—	—
Fiscal Operations Manager**	0.50	—	—	0.50	0.50
Fleet & Transit Logistics Specialist	1.00	1.00	1.00	1.00	1.00
Fleet & Transit Operations Manager****	0.50	0.50	0.50	0.50	0.50
Heavy Equipment Operator I	1.00	—	—	—	—
Heavy Equipment Operator II	—	1.00	1.00	1.00	1.00
Housekeeping Aide	—	1.00	1.00	2.00	2.00
Housekeeping Aide - Part-time	0.50	—	—	—	—
HVAC Supervisor	—	1.00	1.00	—	—
Instrumentation/Electrical Technician-HVAC	1.00	—	—	—	—
Irrigation Supervisor	—	1.00	1.00	1.00	1.00
Landscape & Grounds Supervisor	1.00	1.00	1.00	—	—
Lead Building Maintenance	—	—	—	1.00	1.00
Lead Maintenance	5.00	3.00	3.00	3.00	3.00
Maintenance I*****	12.00	9.00	8.00	7.00	7.00
Maintenance II*****	1.00	1.00	1.00	1.00	1.00
Maintenance Supervisor	1.00	1.00	1.00	—	—
Maintenance Worker - Temp Part-time	0.50	—	—	—	—
Plumber	—	1.00	1.00	1.00	1.00
Recycling Coordinator	1.00	1.00	1.00	—	—
Senior Facilities Manager	—	—	—	1.00	1.00
Senior Fiscal Operations Manager	—	0.50	0.50	0.50	0.50
Solid Waste & Recycling Manager	1.00	1.00	1.00	1.00	1.00
Solid Waste Quality Control Monitor	—	1.00	1.00	1.00	1.00
Solid Waste Supervisor	—	1.00	1.00	1.00	1.00
Special Projects Administrator**	0.50	0.50	0.50	0.50	0.50
Streets Maintenance I	2.00	2.00	2.00	2.00	2.00
Streets Maintenance II	1.00	1.00	1.00	1.00	1.00
Transportation & Logistics Manager	1.00	—	—	—	—
Transportation Coordinator	1.00	1.00	1.00	1.00	1.00
UT Instrumentation/Electrician Technician	—	—	—	—	1.00
Total FTE's	**59.50**	**55.50**	**54.10**	**54.10**	**54.10**

** 1 Position split with Stormwater Management Program .40 (Fund 415); 1 Position split with Fleet Maintenance Program .60 (Fund 503)*
*** Positions split with Stormwater Management Program .50 (Fund 415)*
**** Position split with Fleet Maintenance Program .60 (Fund 503)*
***** Position split with Fleet Maintenance Program .50 (Fund 503)*
****** Block Budget position*

Funding for the Town Center Complex Enhancements include upgrades to Administrative Offices as part of the Building Renewal Program

Public Works Balanced Scorecard

Measures	Objectives	Series Status	FY 2022 Actual	FY 2023 Actual	FY 2024 Goal
Number of median cuts on major arterials including edging and trimming	Maintain a standard landscape maintenance program that retains City infrastructure and aesthetic investment.	Q4 Actual	11.00	11.00	
		YTD Actual	40.00	36.00	
		EOY Target	36.00	36.00	36.00
		% Target	111.11%	100.00%	
		% Goal	100.00%	100.00%	
Number of trees/ palms trimmed in ROW	Maintain a standard landscape maintenance program that retains City infrastructure and aesthetic investment.	Q4 Actual	24.00	—	
		YTD Actual	591.00	621.00	
		EOY Target	600.00	600.00	600.00
		% Target	98.50%	103.50%	
		% Goal	100.00%	100.00%	
Missed residential recycle collection per 10,000 services reported	Provide efficient sanitation services to all residential, multi-family, and commercial properties.	Q4 Actual	3.10	0.80	
		YTD Actual	154.45	2.89	
		EOY Target	3.00	3.00	3.00
		% Target	5,148.33%	96.28%	
		% Goal	100.00%	100.00%	
Missed residential trash collection per 10,000 services reported	Provide efficient sanitation services to all residential, multi-family, and commercial properties.	Q4 Actual	2.22	0.97	
		YTD Actual	22.61	2.25	
		EOY Target	1.00	1.00	1.00
		% Target	2,261.25%	225.25%	
		% Goal	100.00%	100.00%	
Tons of recyclable material delivered	Provide efficient sanitation services to all residential, multi-family, and commercial properties.	Q4 Actual	1,368.00	1,564.00	
		YTD Actual	5,273.00	5,145.00	
		EOY Target	5,750.00	5,750.00	5,750.00
		% Target	91.70%	89.48%	
		% Goal	100.00%	100.00%	
Number of facilities maintenance work orders completed	Provide clean, safe, and secure facilities for employees and visitors.	Q4 Actual	402.00	487.00	
		YTD Actual	1,799.00	1,646.00	
		EOY Target	3,200.00	3,200.00	3,200.00
		% Target	56.22%	51.44%	
		% Goal	100.00%	100.00%	

Public Works Balanced Scorecard

Measures	Objectives	Series Status	FY 2022 Actual	FY 2023 Actual	FY 2024 Goal
Number of facilities maintenance man-hours	Provide clean, safe, and secure facilities for employees and visitors.	Q4 Actual	1,561.00	1,623.00	
		YTD Actual	6,573.00	6,860.00	
		EOY Target	10,000.00	10,000.00	10,000.00
		% Target	65.73%	68.60%	
		% Goal	100.00%	100.00%	
Linear feet of sidewalks repaired	Maintain safe roadways and pathways for motorists and pedestrians.	Q4 Actual	2,400.00	1,600.00	
		YTD Actual	11,300.00	6,300.00	
		EOY Target	4,000.00	4,000.00	4,000.00
		% Target	282.50%	157.50%	
		% Goal	100.00%	100.00%	
Number of City-owned street lights repaired	Maintain safe roadways and pathways for motorists and pedestrians.	Q4 Actual	70.00	60.00	
		YTD Actual	460.00	500.00	
		EOY Target	350.00	350.00	350.00
		% Target	131.43%	142.86%	
		% Goal	100.00%	100.00%	
Number of community bus passengers.	Provide reliable City bus services to residents and visitors.	Q4 Actual	2,602.00	2,738.00	
		YTD Actual	14,523.00	14,800.00	
		EOY Target	40,000.00	40,000.00	40,000.00
		% Target	36.31%	37.00%	
		% Goal	100.00%	100.00%	
Meets budget target - Expenses	Finances	Q4 Actual	$3,431,669.19	$3,233,160.00	
		YTD Actual	$10,852,554.74	$11,539,035.00	
		EOY Target	$11,058,564.12	$11,627,255.00	$12,324,630.00
		% Target	98.14%	99.24%	
		% Goal	100.00%	100.00%	

Public Works Balanced Scorecard

Measures	Objectives	Series Status	FY 2022 Actual	FY 2023 Actual	FY 2024 Goal
Meets projected target - Expenses	Finances	Q4 Actual	$ 3,431,669.19	$ 3,233,160.00	
		YTD Actual	$ 10,852,554.74	$ 11,539,035.00	
		EOY Projection	$ 11,293,000.00	$ 11,789,859.00	$12,324,630.00
		% Target	96.10%	97.87%	
		% Goal	100.00%	100.00%	
Meets budget target - Revenues	Finances	Q4 Actual	$ 834,755.89	$ 1,083,596.00	
		YTD Actual	$ 4,572,568.60	$ 4,202,618.00	
		EOY Target	$ 4,878,965.00	$ 4,910,101.00	$4,924,292.00
		% Target	93.72%	85.59%	
		% Goal	100.00%	100.00%	
Meets projected target - Revenues	Finances	Q4 Actual	$834,755.89	$1,083,596.00	
		YTD Actual	$4,572,568.60	$4,202,618.00	
		EOY Projection	$4,809,814.00	$4,354,388.00	$4,924,292.00
		% Target	95.07%	96.51%	
		% Goal	100.00%	100.00%	
City-owned street light repairs completed within ten business days	Ensure timely response to complaints and timely completion of repairs.	Q4 Actual	20.00%	—%	
		YTD Actual	44.50%	27.50%	
		EOY Target	75.00%	75.00%	75.00%
		% Target	59.33%	36.67%	
		% Goal	100.00%	100.00%	
Repair of pothole within 48 hours	Ensure timely response to complaints and timely completion of repairs.	Q4 Actual	100.00%	100.00%	
		YTD Actual	100.00%	75.00%	
		EOY Target	100.00%	100.00%	100.00%
		% Target	100.00%	75.00%	
		% Goal	100.00%	100.00%	

Public Works Balanced Scorecard

Measures	Objectives	Series Status	FY 2022 Actual	FY 2023 Actual	FY 2024 Goal
City cost per passenger per community bus service	Ensure on-time and cost effective transportation services.	Q4 Actual	$3.06	$3.06	
		YTD Actual	$3.34	$2.89	
		EOY Target	$3.45	$3.45	$3.45
		% Target	96.74%	83.62%	
		% Goal	100.00%	100.00%	
On-time scheduled bus stop arrivals	Ensure on-time and cost effective transportation services.	Q4 Actual	96.00%	92.00%	
		YTD Actual	94.75%	94.50%	
		EOY Target	93.00%	93.00%	93.00%
		% Target	101.88%	101.61%	
		% Goal	100.00%	100.00%	
Quarterly wet checking of irrigation systems	Enhance landscape services.	Q4 Actual	75.00%	75.00%	
		YTD Actual	70.00%	71.25%	
		EOY Target	100.00%	100.00%	100.00%
		% Target	70.00%	71.25%	
		% Goal	100.00%	100.00%	
Bi-weekly inspection of landscape areas	Enhance landscape services.	Q4 Actual	65.00%	65.00%	
		YTD Actual	66.75%	61.25%	
		EOY Target	100.00%	100.00%	100.00%
		% Target	66.75%	61.25%	
		% Goal	100.00%	100.00%	
Number of training sessions attended (per staff)	Provide Training and Employee Development Opportunities.	Q4 Actual	4.00	3.00	
		YTD Actual	8.00	11.00	
		EOY Target	7.00	7.00	7.00
		% Target	114.29%	157.14%	
		% Goal	100.00%	100.00%	

Public Works Balanced Scorecard

Measures	Objectives	Series Status	FY 2022 Actual	FY 2023 Actual	FY 2024 Goal
Number of technical licenses/certificates acquired or renewed	Provide Training and Employee Development Opportunities.	Q4 Actual	1.00	0.00	
		YTD Actual	2.00	6.00	
		EOY Target	7.00	7.00	7.00
		% Target	28.57%	85.71%	
		% Goal	100.00%	100.00%	
Total cubic yards of litter removed from right-of-way including bus stops	Maintain a standard landscape maintenance program that retains City infrastructure and aesthetic investment.	Q4 Actual	175.00	289.00	
		YTD Actual	964.00	1,156.00	
		EOY Target	580.00	580.00	580.00
		% Target	166.21%	199.31%	
		% Goal	100.00%	100.00%	
Total square feet of right-of-ways pressure cleaned including curbs and sidewalks	Maintain safe roadways and pathways for motorists and pedestrians.	Q4 Actual	42,000.00	3,500.00	
		YTD Actual	63,000.00	80,000.00	
		EOY Target	50,000.00	66,000.00	66,000.00
		% Target	126.00%	121.21%	
		% Goal	100.00%	100.00%	

FY23 actuals (revenues and expenses) are as of 11/08/2023.

End of year targets exclude year-end budget amendments.

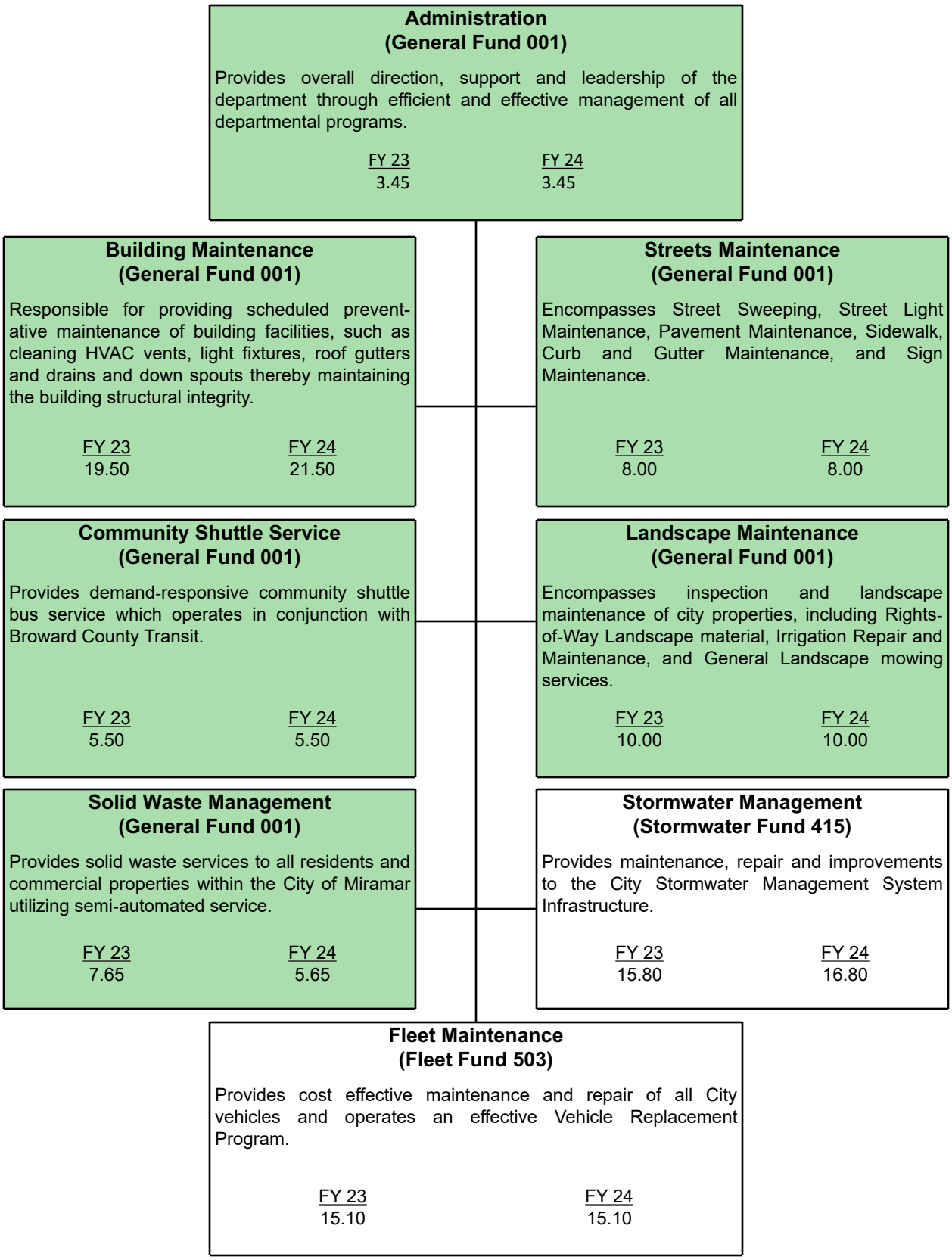
Administration
(General Fund 001)
Provides overall direction, support and leadership of the department through efficient and effective management of all departmental programs.
FY 23 3.45
FY 24 3.45
Building Maintenance
(General Fund 001)
Responsible for providing scheduled preventative maintenance of building facilities, such as cleaning HVAC vents, light fixtures, roof gutters and drains and down spouts thereby maintaining the building structural integrity.
FY 23 19.50
FY 24 21.50
Streets Maintenance
(General Fund 001)
Encompasses Street Sweeping, Street Light Maintenance, Pavement Maintenance, Sidewalk, Curb and Gutter Maintenance, and Sign Maintenance.
FY 23 8.00
FY 24 8.00
Community Shuttle Service
(General Fund 001)
Provides demand-responsive community shuttle bus service which operates in conjunction with Broward County Transit.
FY 23 5.50
FY 24 5.50
Landscape Maintenance
(General Fund 001)
Encompasses inspection and landscape maintenance of city properties, including Rights-of-Way Landscape material, Irrigation Repair and Maintenance, and General Landscape mowing services.
FY 23 10.00
FY 24 10.00
Solid Waste Management
(General Fund 001)
Provides solid waste services to all residents and commercial properties within the City of Miramar utilizing semi-automated service.
FY 23 7.65
FY 24 5.65
Stormwater Management
(Stormwater Fund 415)
Provides maintenance, repair and improvements to the City Stormwater Management System Infrastructure.
FY 23 15.80
FY 24 16.80
Fleet Maintenance
(Fleet Fund 503)
Provides cost effective maintenance and repair of all City vehicles and operates an effective Vehicle Replacement Program.
FY 23 15.10
FY 24 15.10

Administration—Program 100

Description

The Administration Program provides for overall direction, support and leadership of the Public Works Department through efficient and effective management of all departmental programs. These programs include the management of contractual agreements, building maintenance, street maintenance, transit operations, landscape maintenance, solid waste management, fleet maintenance, and stormwater maintenance functions. Program personnel are also responsible for ensuring that the goals and objectives of the programs are effectively and efficiently managed while providing exemplary service to external and departmental users. Components of the Administration program include policy development, personnel administration, annual budget preparation, financial and revenue management, procurement, asset management, records management, payroll, and accounts payable. Staff is also responsible for administering any county, state, and federal grants. Program personnel act as the liaison to other departments and external stakeholders.

Dedicated Revenues	Object Code	FY 2021 Actual	FY 2022 Actual	FY 2023 Budget	FY 2023 Revised	FY 2024 Budget
None		**$ —**	**$ —**	**$ —**	**$ —**	**$ —**
Expenditures by Category						
Personnel Services		$ 442,975	$ 487,352	$ 556,700	$ 556,700	$ 620,800
Operating Expense		181,108	154,136	215,750	200,750	276,450
Departmental Capital Outlay		—	44,555	3,400	3,400	3,900
Total		**$ 624,083**	**$ 686,043**	**$ 775,850**	**$ 760,850**	**$ 901,150**
Percent of Time by Position						
Administration Superintendent		0.25	0.25	0.25	—	—
Administrative Manager		—	—	—	0.50	0.50
Assistant Director of Public Works		0.20	0.50	0.20	0.20	0.20
Department Administrator		—	0.50	0.50	—	—
Department Coordinator		0.50	—	—	—	—
Director of Public Works		1.00	1.00	1.00	1.00	1.00
Fiscal Operations Manager		—	—	—	0.25	0.25
Special Projects Administrator		—	0.50	0.50	0.50	0.50
Transportation Coordinator		—	1.00	1.00	1.00	1.00
Total		**1.95**	**3.75**	**3.45**	**3.45**	**3.45**

Building Maintenance—Program 501

Description

The Building Maintenance program is responsible for providing scheduled preventative maintenance services to all building components such as HVAC units, electrical components, lighting, plumbing, and roofing. In addition to these services, staff performs minor building modifications, minor renovations and repairs including but not limited to drywall installation and repair, carpet and floor tile replacement, plumbing repairs, and interior and exterior painting. These functions protect the value of the City facilities/assets, as well as the health, safety and well-being of City employees, residents and guests who occupy our facilities while in compliance with regulatory codes.

This program oversees and monitors contractors who provide building maintenance services. This includes backflow and sprinkler fire suppression systems inspection and repair, fire and burglar alarm system monitoring and repair, gates and overhead doors repair, janitorial service, insect and rodent pest control service, elevator inspection and maintenance as well as locksmith service.

Dedicated Revenues	**Object Code**	**FY 2021 Actual**	**FY 2022 Actual**	**FY 2023 Budget**	**FY 2023 Revised**	**FY 2024 Budget**
None		**$ —**	**$ —**	**$ —**	**$ —**	**$ —**
Expenditures by Category						
Personnel Services		$ 1,602,239	$ 1,772,703	$ 1,795,700	$ 1,981,400	$ 2,006,300
Operating Expense		1,659,081	1,783,445	1,841,600	2,159,600	1,947,050
Departmental Capital Outlay		302,990	433,508	534,200	672,035	813,000
Total		**$ 3,564,310**	**$ 3,989,655**	**$ 4,171,500**	**$ 4,813,035**	**$ 4,766,350**
Percent of Time by Position						
Air Conditioning Technician		1.00	1.00	1.00	1.00	1.00
Assist. Facility Services Superintendent		1.00	1.00	1.00	2.00	2.00
Building Maintenance I		5.00	5.00	5.00	4.00	5.00
Building Maintenance II		3.00	3.00	3.00	3.00	3.00
Building Maintenance Supervisor		3.00	3.00	3.00	3.00	3.00
Building Tradesperson		1.00	1.00	1.00	—	—
Electrical Supervisor		—	1.00	1.00	1.00	1.00
Electrician II		1.00	0.50	0.50	0.50	0.50
Facilities Manager		1.00	1.00	1.00	—	—
Housekeeping Aide		—	1.00	1.00	2.00	2.00
Housekeeping Aide - Part-Time		0.50	—	—	—	—
HVAC Supervisor		—	1.00	1.00	—	—
Instrumentation /Electrical Technician-HVAC		1.00	—	—	—	—
Lead Building Maintenance		—	—	—	1.00	1.00
Maintenance I		1.00	1.00	—	—	—
Maintenance Worker Temp - Part Time		0.50	—	—	—	—
Plumber		—	1.00	1.00	1.00	1.00
Senior Facilities Manager		—	—	—	1.00	1.00
UT Instrumentation/Electrician Technician		—	—	—	—	1.00
Total		**19.00**	**20.50**	**19.50**	**19.50**	**21.50**

Streets Maintenance—Program 505

Description

The Streets Maintenance Program encompasses Street Light Maintenance, Pavement Maintenance, Sidewalk, Curb and Gutter Maintenance, Guardrail Maintenance, Traffic Calming Maintenance and Sign Maintenance.

Street Light Maintenance ensures the safe illumination of City roadways through a street light inspection and maintenance program. The Pavement Maintenance activity is conducted in all City maintained rights-of-way. This includes pothole repairs, roadway restoration, shoulder restoration, roadway stripping, and pavement marker replacement. Sidewalk, Curb and Gutter Maintenance promotes ADA compliant pedestrian walkways and safe traffic-way conditions. Guardrail Maintenance provides protection of pedestrian or vehicular traffic from straying into dangerous or off-limit areas. Traffic Calming Maintenance provides speed control to slow down or reduce motor vehicle traffic as well as to improve safety of pedestrians and motorists. Sign Maintenance activity provides directional, information, roadway and gateway signs to make it easier for residents and visitors to navigate City roadways safely.

Service identification is achieved by inspections and stakeholder complaints. This work is accomplished by notifying the responsible agency, internal work orders, or contractual services.

Dedicated Revenues	**Object Code**	**FY 2021 Actual**	**FY 2022 Actual**	**FY 2023 Budget**	**FY 2023 Revised**	**FY 2024 Budget**
Trfr Fr State & Cty Grant Fund	381163	$ 92,731	$ 95,512	$ —	$ 100,287	$ —
Trfr Fr Street Construction & Maint.	381385	754,167	1,103,800	1,001,300	1,001,300	1,223,500
Total		**$ 846,898**	**$ 1,199,312**	**$ 1,001,300**	**$ 1,101,587**	**$ 1,223,500**
Expenditures by Category						
Personnel Services		$ 667,940	$ 734,704	$ 667,700	$ 667,700	$ 788,600
Operating Expense		1,080,896	1,395,282	1,365,200	1,350,185	1,534,280
Departmental Capital Outlay		153,280	117,600	49,200	110,735	143,600
Total		**$ 1,902,116**	**$ 2,247,586**	**$ 2,082,100**	**$ 2,128,620**	**$ 2,466,480**
Percent of Time by Position						
Electrician II		0.50	0.50	0.50	0.50	0.50
Equipment Operator II		—	—	—	1.00	1.00
Field Service Manager		0.25	—	—	—	—
Fiscal Operations Manager		0.50	—	—	—	—
Heavy Equipment Operator I		1.00	—	—	—	—
Heavy Equipment Operator II		—	1.00	1.00	1.00	1.00
Lead Maintenance		1.00	1.00	1.00	1.00	1.00
Maintenance I		1.00	1.00	1.00	—	—
Maintenance Supervisor		1.00	1.00	1.00	—	—
Senior Fiscal Operations Manager		—	0.50	0.50	0.50	0.50
Street Maintenance I		2.00	2.00	2.00	2.00	2.00
Street Maintenance II		1.00	1.00	1.00	1.00	1.00
Total		**8.25**	**8.00**	**8.00**	**8.00**	**8.00**

Community Shuttle Service—Program 507

Description

This program provides four fixed-route community shuttle bus service and operates in conjunction with Broward County Transit. Community Shuttle Service operates in compliance with all regulatory and contractual obligations related to transportation.

Dedicated Revenues	Object Code	FY 2021 Actual	FY 2022 Actual	FY 2023 Budget	FY 2023 Revised	FY 2024 Budget
Loc Grant-Brow Cty Shuttle Bus	337400	$ 615,646	$ 18,406	$ 612,800	$ 612,800	$ 612,800
Trfr Fr Street Construction & Maint.	381385	679,129	1,245,400	1,187,400	1,187,400	1,078,000
Total		**$ 1,294,775**	**$ 1,263,806**	**$ 1,800,200**	**$ 1,800,200**	**$ 1,690,800**
Expenditures by Category						
Personnel Services		$ 746,595	$ 798,412	$ 713,900	$ 699,700	$ 555,900
Operating Expense		296,410	276,389	348,000	370,200	380,000
Departmental Capital Outlay		—	124,500	129,800	129,800	151,000
Total		**$ 1,043,005**	**$ 1,199,302**	**$ 1,191,700**	**$ 1,199,700**	**$ 1,086,900**
Percent of Time by Position						
Assistant Director of Public Works		0.40	—	—	—	—
Building Maintenance 1		—	—	—	1.00	—
Bus Operator 1 (P/T)		—	—	—	0.50	0.50
Bus Operator II		1.00	1.00	1.00	1.00	1.00
Bus Operator II (P/T)		3.50	2.00	2.00	1.50	1.50
Bus Operator III		1.00	1.00	1.00	1.00	1.00
Fleet & Transit Logistics Specialist		1.00	1.00	1.00	1.00	1.00
Fleet & Transit Operations Manager		0.50	0.50	0.50	0.50	0.50
Transportation & Logistics Manager		1.00	—	—	—	—
Transportation Coordinator		1.00	—	—	—	—
Total		**9.40**	**5.50**	**5.50**	**6.50**	**5.50**

Solid Waste Management—Program 508

Description

This program provides solid waste and disposal services to all residents and commercial properties within the City of Miramar. The Solid Waste program is responsible for planning, organizing and directing the activities of solid waste, source reduction, recycling and education programs with a high degree of contact with federal, state and county agencies, vendors, consultants, engineering firms, and private individuals or interest groups. The program also provides for litter control along City rights-of-way.

	Object Code	FY 2021 Actual	FY 2022 Actual	FY 2023 Budget	FY 2023 Revised	FY 2024 Budget
Dedicated Revenues						
Broward County Parking Fines	323702	$ 28,226	$ —	$ —	$ —	$ —
Broward County Parking Fines	323705	9,000	5,903	9,000	9,000	—
Admin Fee-Sanitation Roll Off	341302	23,550	28,098	19,780	19,780	25,000
Admin Fee-Solid Waste Commercial	341303	70,665	73,515	75,000	75,000	75,000
Admin Fee-Solid Waste Residential	341307	73,902	76,628	73,499	73,499	73,499
Admin Fee-Solid Waste-Multi-Family	341308	14,211	14,777	15,000	15,000	15,000
Waste Reduction-Roll Off	366430	30,415	109,129	26,319	26,319	27,343
Solid Waste Contract Mgmt. Contrib	366431	138,600	185,017	238,600	238,600	257,500
Waste Reduction-Commercial	366432	139,605	145,382	150,000	150,000	150,000
Waste Reduction-Residential	366433	103,304	107,178	103,301	103,301	103,301
Waste Reduction-Multi-Family	366434	32,124	33,192	29,349	29,349	29,349
Public Education Contribution	366436	30,000	30,000	30,000	30,000	30,000
Cost Avoidance Collection-Residential	369921	377,777	334,325	206,466	206,466	192,000
Cost Avoidance Collection-Commercial	369923	673,580	701,054	720,000	720,000	720,000
Cost Avoidance Collection-Multi-Family	369925	150,152	156,209	160,000	160,000	160,000
Solid Waste Recycling Liq. Damages	369930	—	—	2,000	2,000	2,000
Community Engagement Program	369935	150,000	150,000	150,000	150,000	150,000
Total		**$ 2,045,111**	**$ 2,150,406**	**$ 2,008,314**	**$ 2,008,314**	**$ 2,009,992**
Expenditures by Category						
Personnel Services		$ 570,147	$ 611,604	$ 762,400	$ 717,400	$ 699,600
Operating Expense		136,489	219,069	234,400	189,400	259,200
Departmental Capital Outlay		—	10,200	10,600	10,600	12,500
Total		**$ 706,635**	**$ 840,873**	**$ 1,007,400**	**$ 917,400**	**$ 971,300**
Percent of Time by Position						
Administration Superintendent		0.25	0.25	0.25	—	—
Assistant Director of Public Works		0.40	0.50	0.40	0.40	0.40
Chief Operations Officer - Health & Education		—	—	—	1.00	—
Fiscal Operations Manager		—	—	—	0.25	0.25
Lead Maintenance		1.00	1.00	1.00	—	—
Maintenance I		1.00	1.00	1.00	1.00	1.00
Maintenance II		1.00	1.00	1.00	1.00	1.00
Recycling Coordinator		1.00	1.00	1.00	—	—
Solid Waste Supervisor		—	1.00	1.00	1.00	1.00
Solid Waste & Recycling Manager		1.00	1.00	1.00	1.00	1.00
Solid Waste Quality Control Monitor		—	1.00	1.00	1.00	1.00
Special Projects Administrator		0.50	—	—	—	—
Total		**6.15**	**7.75**	**7.65**	**6.65**	**5.65**

Landscape Maintenance—Program 509

Description

The Landscape/Irrigation Repair and Maintenance Program encompasses inspection and landscape maintenance of properties under Public Works responsibility, including Rights-of-Way Landscape material, Irrigation Repair and Maintenance, and General Landscape Maintenance mowing services performed by an in-house landscape maintenance crew and City contractors. This program also includes staff to manage and inspect lawn maintenance services performed by contractors and an in-house aesthetics crew.

Irrigation systems are an integral component of all the landscaped areas. This program also incorporates inspection and maintenance of all irrigation systems to ensure compliance with water conservation. This program helps the City to maintain the highest efficiency water conservation system. The program is also inclusive of chemical application to the City's irrigation pumping systems to aid in the prevention of rust build-up.

Dedicated Revenues	Object Code	FY 2021 Actual	FY 2022 Actual	FY 2023 Budget	FY 2023 Revised	FY 2024 Budget
None		**$ —**	**$ —**	**$ —**	**$ —**	**$ —**
Expenditures by Category						
Personnel Services		$ 822,975	$ 900,794	$ 928,700	$ 882,700	$ 867,200
Operating Expense		1,074,649	950,690	1,132,150	1,102,150	1,184,050
Departmental Capital Outlay		52,688	52,100	62,500	62,500	81,200
Total		**$ 1,950,312**	**$ 1,903,584**	**$ 2,123,350**	**$ 2,047,350**	**$ 2,132,450**
Percent of Time by Position						
Assistant Field Operations Superintendent		—	—	—	1.00	1.00
Electrician II		0.50	—	—	—	—
Equipment Operator II		1.00	1.00	1.00	—	—
Field Service Manager		0.25	—	—	—	—
Irrigation Supervisor		—	1.00	1.00	1.00	1.00
Landscape & Grounds Supervisor		1.00	1.00	1.00	—	—
Lead Maintenance		3.00	1.00	1.00	2.00	2.00
Maintenance I		9.00	6.00	6.00	6.00	6.00
Total		**14.75**	**10.00**	**10.00**	**10.00**	**10.00**

Administration—001-50-100-539-

Object #	Account Description	FY 2021 Actual	FY 2022 Actual	FY 2023 Budget	FY 2023 Revised	FY 2024 Budget
	Personnel Services					
601200	Employee Salaries	$ 265,364	$ 275,012	$ 347,800	$ 347,800	$ 384,900
601205	Lump Sum Payout - Accrued Time	28,790	55,794	36,600	36,600	39,900
601210	Non-Pensionable Earnings	—	3,829	—	—	—
601215	Communication Stipend	4,103	3,671	4,600	4,600	6,100
601220	Longevity Pay	231	264	300	300	600
602100	FICA & MICA	19,778	22,368	26,300	26,300	30,300
602210	Pension-General	5,800	5,900	5,700	5,700	9,400
602235	Pension-Senior Mgmt	47,400	45,800	48,700	48,700	56,100
602260	Pension-401	3,512	3,872	10,100	10,100	10,600
602265	Pension-457	11,831	12,241	13,300	13,300	14,700
602304	Health Insurance-PPO	15,921	19,561	20,000	20,000	24,800
602305	Health Insurance-HMO	16,424	14,169	21,400	21,400	12,600
602306	Dental Insurance-PPO	368	773	1,300	1,300	1,400
602307	Dental Insurance-HMO	423	204	100	100	100
602309	Basic Life	496	717	1,000	1,000	1,100
602311	Long-Term Disability	1,152	1,794	500	500	2,200
602312	HDHP Aetna	—	—	—	—	3,500
602313	HSA Payflex	—	—	—	—	800
602400	Workers' Compensation	21,383	21,383	19,000	19,000	21,700
	Sub-Total	442,975	487,352	556,700	556,700	620,800
	Operating Expense					
603190	Prof Svcs-Other	4,900	—	5,000	5,000	5,000
603400	Contract Svc-Other	63,824	—	500	500	500
604001	Travel & Training	—	3,072	2,450	2,450	2,450
604100	Communication Services	—	—	300	300	1,800
604200	Postage	196	381	2,300	2,300	2,300
604300	Water/Wastewater Svc	9,982	10,411	11,400	11,400	8,700
604301	Electricity Svcs	53,030	87,594	92,600	92,600	95,400
604500	Risk Internal Svcs Charge	2,500	10,700	8,800	8,800	8,300
604550	Health Ins Internal Serv Chg	8,900	4,800	4,600	4,600	5,700
604610	Fleet Internal Svcs Charge	11,200	10,100	13,200	13,200	16,100
604700	Printing & Binding Svc	300	—	1,100	1,100	1,100
604916	Administrative Expense	605	—	500	500	500
604950	Employee Awards	—	964	—	5,000	4,000
604989	IT Internal Svcs Charge	11,700	17,700	26,200	26,200	25,000
604997	Other Operating Expenses	1,311	1,392	2,000	2,000	2,000
604998	Contingency	131	1,177	25,500	5,500	75,600
605100	Office Supplies	2,056	2,108	2,400	2,400	2,400
605120	Computer Operating Expenses	6,693	49	4,200	4,200	4,200
605220	Vehicle Fuel-On-Site	2,379	2,523	5,700	5,700	6,400
605410	Subscriptions & Memberships	648	464	1,300	1,300	1,300
605500	Training-General	753	700	700	700	700
605510	Tuition Reimbursement	—	—	5,000	5,000	7,000
	Sub-Total	181,108	154,136	215,750	200,750	276,450

Public Works Expenditures by Object Code

Object #	Account Description	FY 2021 Actual	FY 2022 Actual	FY 2023 Budget	FY 2023 Revised	FY 2024 Budget
	Departmental Capital Outlay					
606209	Infrastructure Renovations	—	36,555	—	—	—
606441	Vehicle Replacement Program	—	8,000	3,400	3,400	3,900
	Sub-Total	—	44,555	3,400	3,400	3,900
	Total	**$ 624,083**	**$ 686,043**	**$ 775,850**	**$ 760,850**	**$ 901,150**

Adopt A Street Cleanup Event

Building Maintenance—001-50-501-519-

Object #	Account Description	FY 2021 Actual	FY 2022 Actual	FY 2023 Budget	FY 2023 Revised	FY 2024 Budget
	Personnel Services					
601200	Employee Salaries	$ 786,674	$ 850,226	$ 1,051,600	$ 997,600	$ 1,219,400
601205	Lump Sum Payout - Accrued Time	18,358	24,460	22,400	22,400	28,000
601210	Non-Pensionable Earnings	—	3,545	—	—	—
601215	Communication Stipend	14,975	13,675	15,000	15,000	15,600
601220	Longevity Pay	4,812	5,347	6,000	6,000	6,900
601400	Overtime-General	215,135	279,429	100,700	340,400	100,700
601410	Overtime-Holiday	3,820	2,655	3,900	3,900	3,900
602100	FICA & MICA	77,704	88,492	89,800	89,800	103,200
602210	Pension-General	157,901	179,698	149,300	149,300	168,000
602235	Pension-Senior Mgmt	30,500	5,300	21,700	21,700	27,600
602265	Pension-457	—	335	—	—	3,500
602300	Pmt In Lieu Of Insurance	16,185	13,164	16,800	16,800	28,100
602304	Health Insurance-PPO	58,705	83,960	86,600	86,600	64,100
602305	Health Insurance-HMO	156,108	158,254	173,400	173,400	165,500
602306	Dental Insurance-PPO	5,042	5,664	5,800	5,800	6,400
602307	Dental Insurance-HMO	1,020	803	1,100	1,100	1,100
602309	Basic Life	1,789	2,858	3,000	3,000	3,600
602311	Long-Term Disability	628	1,953	1,500	1,500	6,900
602400	Workers' Compensation	52,883	52,883	47,100	47,100	53,800
	Sub-Total	1,602,239	1,772,703	1,795,700	1,981,400	2,006,300
	Operating Expense					
603190	Prof Svcs-Other	51,527	111,371	50,000	41,000	86,000
603400	Contract Svc-Other	385,152	369,106	367,900	507,900	381,600
603401	Janitorial Services	238,129	309,710	302,500	322,500	350,800
603404	Air Condition Services	118,741	64,343	100,300	183,300	100,300
603460	Landscape Services	66,445	55,127	70,500	62,500	70,500
604001	Travel & Training	—	1,303	1,100	1,100	1,100
604100	Communication Services	1,208	1,602	4,000	4,000	4,000
604300	Water/Wastewater Svc	86,166	82,066	97,700	97,700	96,900
604301	Electricity Svcs	39,793	64,704	59,900	59,900	61,700
604400	Leased Equipment	129	—	1,100	1,100	1,100
604500	Risk Internal Svcs Charge	8,400	35,900	29,500	29,500	27,700
604550	Health Ins Internal Serv Chg	70,000	37,800	36,100	36,100	29,200
604610	Fleet Internal Svcs Charge	45,000	40,400	52,700	52,700	64,100
604620	R&M Buildings	48,956	48,524	44,300	54,300	44,300
604621	Painting	2,491	2,805	6,200	12,700	6,200
604630	R&M Electric	34,961	40,356	50,000	55,000	50,000
604640	R&M Machinery	4,878	2,482	4,000	4,000	5,000
604665	R&M Air Conditioning	63,684	54,401	75,000	97,000	75,000
604669	Landscape & Irrigation	4,375	—	5,000	1,500	5,000
604920	License & Permit Fees	4,544	5,746	6,400	6,400	6,400
604925	Parking Garage Condo Fees	190,000	185,340	190,000	238,000	190,000
604989	IT Internal Svcs Charge	115,300	140,200	146,900	146,900	145,800
604997	Other Operating Expenses	399	850	1,000	1,000	1,000
605220	Vehicle Fuel-On-Site	16,621	26,352	25,500	25,500	28,600
605225	Equip Gas Oil & Lube	—	—	2,300	2,300	2,300
605240	Uniforms Cost	7,473	7,775	8,400	8,400	8,900

Public Works Expenditures by Object Code

Object #	Account Description	FY 2021 Actual	FY 2022 Actual	FY 2023 Budget	FY 2023 Revised	FY 2024 Budget
605242	Protective Clothing	675	271	700	700	850
605246	Safety Supplies	700	684	700	700	800
605247	Janitorial Supplies	48,035	74,742	92,300	96,300	92,300
605251	Noncap Equip (Item less 5000)	2,805	14,018	4,300	4,300	4,300
605252	Small Tools	1,625	1,620	2,100	2,100	2,100
605290	Other Operating Supplies	869	1,849	1,200	1,200	1,200
605500	Training-General	—	2,000	2,000	2,000	2,000
	Sub-Total	1,659,081	1,783,445	1,841,600	2,159,600	1,947,050
	Departmental Capital Outlay					
606211	Minor Building Repairs	302,990	385,108	495,000	604,335	700,000
606405	Furniture & Fixtures	—	24,000	—	28,500	—
606441	Vehicle Replacement Program	—	24,400	39,200	39,200	113,000
	Sub-Total	302,990	433,508	534,200	672,035	813,000
	Total	**$ 3,564,310**	**$ 3,989,655**	**$ 4,171,500**	**$ 4,813,035**	**$ 4,766,350**

Cultural Arts Center Gallery Flooring Project

Streets Maintenance—001-50-505-541-

Object #	Account Description	FY 2021 Actual	FY 2022 Actual	FY 2023 Budget	FY 2023 Revised	FY 2024 Budget
	Personnel Services					
601200	Employee Salaries	$ 315,952	$ 341,793	$ 374,100	$ 374,100	$ 456,100
601205	Lump Sum Payout - Accrued Time	7,679	31,012	9,100	9,100	15,500
601210	Non-Pensionable Earnings	—	500	—	—	—
601215	Communication Stipend	5,556	4,225	4,200	4,200	4,200
601220	Longevity Pay	2,022	2,538	2,400	2,400	2,900
601400	Overtime-General	82,269	104,737	50,000	50,000	50,000
601410	Overtime-Holiday	1,011	528	—	—	—
602100	FICA & MICA	30,538	36,376	32,700	32,700	39,500
602210	Pension-General	65,000	55,700	47,600	47,600	57,600
602235	Pension-Senior Mgmt	14,600	9,000	12,300	12,300	14,200
602265	Pension-457	1,248	1,413	1,700	1,700	1,800
602305	Health Insurance-HMO	93,504	97,051	90,400	90,400	86,300
602306	Dental Insurance-PPO	2,077	2,130	1,800	1,800	2,600
602307	Dental Insurance-HMO	677	716	600	600	500
602309	Basic Life	769	1,261	1,100	1,100	1,300
602311	Long-Term Disability	1,054	1,742	500	500	2,600
602312	HDHP Aetna	—	—	—	—	7,100
602313	HSA Payflex	—	—	—	—	1,600
602400	Workers' Compensation	43,983	43,983	39,200	39,200	44,800
	Sub-Total	667,940	734,704	667,700	667,700	788,600
	Operating Expense					
603400	Contract Svc-Other	114,093	109,009	115,400	155,400	190,400
604100	Communication Services	967	801	1,600	1,600	1,600
604311	Street Lights	691,960	941,513	900,500	830,500	980,700
604400	Leased Equipment	468	—	2,000	9,000	3,000
604500	Risk Internal Svcs Charge	6,700	28,600	23,400	23,400	22,000
604550	Health Ins Internal Serv Chg	26,700	8,400	13,800	13,800	13,000
604610	Fleet Internal Svcs Charge	106,600	95,700	124,900	124,900	152,000
604640	R&M Machinery	1,554	728	2,000	2,000	3,000
604666	R&M Street Lights	9,539	45,101	10,000	12,000	10,000
604667	R&M Streets	37,763	51,571	49,000	32,500	45,000
604672	Street Row & Median Maint	7,311	17,062	15,800	20,800	15,800
604989	IT Internal Svcs Charge	41,900	57,700	64,500	64,500	54,200
604998	Contingency	—	—	—	10,000	—
605220	Vehicle Fuel-On-Site	15,316	28,702	18,400	18,400	20,600
605240	Uniforms Cost	4,245	4,095	4,700	4,700	4,700
605242	Protective Clothing	625	201	1,000	1,000	1,080
605246	Safety Supplies	5,624	1,842	6,000	6,000	5,000
605251	Noncap Equip (Item less 5000)	7,441	3,498	9,700	16,185	9,700
605290	Other Operating Supplies	98	259	500	1,500	500
605500	Training-General	1,992	500	2,000	2,000	2,000
	Sub-Total	1,080,896	1,395,282	1,365,200	1,350,185	1,534,280
	Departmental Capital Outlay					
606303	Traffic Calming	66,299	24,500	—	26,520	75,000
606322	Roadway Repairs	74,881	—	—	—	—
606400	Machinery & Equipment	12,100	46,500	—	35,015	—
606441	Vehicle Replacement Program	—	46,600	49,200	49,200	68,600
	Sub-Total	153,280	117,600	49,200	110,735	143,600
	Total	**$ 1,902,116**	**$ 2,247,586**	**$ 2,082,100**	**$ 2,128,620**	**$ 2,466,480**

Community Shuttle Service—001-50-507-544-

Object #	Account Description	FY 2021 Actual	FY 2022 Actual	FY 2023 Budget	FY 2023 Revised	FY 2024 Budget
	Personnel Services					
601200	Employee Salaries	$ 437,143	$ 441,989	$ 429,300	$ 415,100	$ 337,400
601205	Lump Sum Payout - Accrued Time	17,223	55,660	17,600	17,600	12,600
601215	Communication Stipend	2,860	2,885	1,800	1,800	1,000
601220	Longevity Pay	1,170	1,825	2,300	2,300	600
601400	Overtime-General	10,526	9,581	15,000	15,000	15,000
601410	Overtime-Holiday	1,851	874	5,600	5,600	5,600
602100	FICA & MICA	34,705	37,710	35,000	35,000	28,100
602210	Pension-General	43,200	45,100	49,100	49,100	29,100
602235	Pension-Senior Mgmt	21,200	27,500	—	—	—
602260	Pension-401	4,560	6,218	—	—	—
602265	Pension-457	5,835	5,059	5,300	5,300	1,800
602300	Pmt In Lieu Of Insurance	—	1,942	5,600	5,600	—
602304	Health Insurance-PPO	15,979	17,896	17,100	17,100	14,600
602305	Health Insurance-HMO	86,927	78,580	74,600	74,600	46,800
602306	Dental Insurance-PPO	2,019	2,101	1,800	1,800	1,000
602307	Dental Insurance-HMO	1,104	660	700	700	800
602309	Basic Life	675	1,380	1,200	1,200	1,000
602311	Long-Term Disability	2,033	3,867	600	600	1,900
602400	Workers' Compensation	57,585	57,585	51,300	51,300	58,600
	Sub-Total	746,595	798,412	713,900	699,700	555,900
	Operating Expense					
603140	New Hire Screening	198	—	300	300	300
603190	Prof Svcs-Other	—	—	—	22,200	—
603400	Contract Svc-Other	650	490	5,700	5,700	5,700
604001	Travel & Training	—	597	600	600	600
604100	Communication Services	604	401	1,000	1,000	1,000
604300	Water/Wastewater Svcs	574	650	700	700	900
604500	Risk Internal Svcs Charge	10,000	42,800	35,000	35,000	32,900
604550	Health Ins Internal Serv Chg	31,600	17,100	16,400	16,400	8,400
604610	Fleet Internal Svcs Charge	137,050	123,100	160,700	160,700	195,700
604645	R&M Radios	1,932	1,190	1,300	1,300	1,300
604700	Printing & Binding Svc	—	—	100	100	100
604989	IT Internal Svcs Charge	70,900	64,300	39,400	39,400	37,300
604993	Field Trips	—	71	100	100	100
605100	Office Supplies	190	413	400	400	400
605220	Vehicle Fuel-On-Site	37,004	19,636	74,800	74,800	83,800
605240	Uniforms Cost	3,824	3,858	6,600	6,600	6,600
605290	Other Operating Supplies	1,884	1,784	3,000	3,000	3,000
605500	Training-General	—	—	1,900	1,900	1,900
	Sub-Total	296,410	276,389	348,000	370,200	380,000
	Departmental Capital Outlay					
606441	Vehicle Replacement Program	—	124,500	129,800	129,800	151,000
	Sub-Total	—	124,500	129,800	129,800	151,000
	Total	**$ 1,043,005**	**$ 1,199,302**	**$ 1,191,700**	**$ 1,199,700**	**$ 1,086,900**

Solid Waste Management—001-50-508-534-

Object #	Account Description	FY 2021 Actual	FY 2022 Actual	FY 2023 Budget	FY 2023 Revised	FY 2024 Budget
	Personnel Services					
601200	Employee Salaries	$ 308,714	$ 310,105	$ 449,600	$ 404,600	$ 403,400
601205	Lump Sum Payout - Accrued Time	9,561	24,807	16,400	16,400	20,700
601210	Non-Pensionable Earnings	—	1,250	—	—	—
601215	Communication Stipend	5,818	5,186	4,700	4,700	5,200
601220	Longevity Pay	868	945	1,000	1,000	2,300
601400	Overtime-General	29,749	34,231	20,000	20,000	20,000
601410	Overtime-Holiday	1,252	14	—	—	—
602100	FICA & MICA	26,468	28,112	36,800	36,800	34,000
602210	Pension-General	49,700	53,000	29,600	29,600	51,800
602235	Pension-Senior Mgmt	3,400	24,300	64,600	64,600	28,500
602260	Pension-401	7,390	—	—	—	—
602265	Pension-457	5,554	6,196	10,500	10,500	7,700
602304	Health Insurance-PPO	27,467	35,537	23,700	23,700	20,400
602305	Health Insurance-HMO	64,221	56,844	79,000	79,000	69,900
602306	Dental Insurance-PPO	2,592	2,637	2,300	2,300	2,900
602307	Dental Insurance-HMO	267	100	600	600	200
602309	Basic Life	637	887	1,300	1,300	1,200
602311	Long-Term Disability	2,206	3,169	600	600	2,300
602312	HDHP Aetna	—	—	—	—	3,500
602313	HSA Payflex	—	—	—	—	800
602400	Workers' Compensation	24,283	24,283	21,700	21,700	24,800
	Sub-Total	570,147	611,604	762,400	717,400	699,600
	Operating Expense					
603190	Prof Svcs-Other	—	19,925	20,000	—	20,000
603400	Contract Svc-Other	24,721	13,807	25,000	23,000	31,000
604001	Travel & Training	—	—	5,900	5,900	10,100
604100	Communication Services	665	401	1,100	1,100	1,100
604500	Risk Internal Svcs Charge	3,000	12,800	10,500	10,500	9,900
604550	Health Ins Internal Serv Chg	27,200	14,700	14,000	14,000	14,100
604610	Fleet Internal Svcs Charge	13,600	12,200	15,900	15,900	19,400
604624	Solid Waste Container Maint	789	—	3,000	3,000	3,000
604700	Printing & Binding Svc	64	68	100	100	200
604870	Public Education	11,947	81,961	30,000	30,000	30,000
604989	IT Internal Svcs Charge	36,800	40,700	47,600	47,600	45,100
604997	Other Operating Expenses	4,436	5,195	5,300	7,300	5,300
604998	Contingency	93	310	25,300	300	37,800
605100	Office Supplies	613	1,022	1,000	1,000	1,000
605220	Vehicle Fuel-On-Site	6,849	5,638	12,500	12,500	14,000
605240	Uniforms Cost	1,145	1,653	2,000	2,000	2,000
605242	Protective Clothing	738	151	700	700	700
605246	Safety Equipment Supplies	481	62	600	600	600
605249	Solid Waste Containers	—	8,084	10,000	10,000	10,000
605251	Noncap Equip (Item less 5000)	246	159	400	400	400
605410	Subscriptions & Memberships	315	232	700	700	700
605500	Training-General	2,787	—	2,800	2,800	2,800
	Sub-Total	136,489	219,069	234,400	189,400	259,200
	Departmental Capital Outlay					
606441	Vehicle Replacement Program	—	10,200	10,600	10,600	12,500
	Sub-Total	—	10,200	10,600	10,600	12,500
	Total	**$ 706,635**	**$ 840,873**	**$ 1,007,400**	**$ 917,400**	**$ 971,300**

Landscape Maintenance—001-50-509-519-

Object #	Account Description	FY 2021 Actual	FY 2022 Actual	FY 2023 Budget	FY 2023 Revised	FY 2024 Budget
	Personnel Services					
601200	Employee Salaries	$ 389,074	$ 425,973	$ 512,000	$ 466,000	$ 480,900
601205	Lump Sum Payout - Accrued Time	3,238	18,180	4,800	4,800	12,600
601215	Communication Stipend	5,931	5,850	5,900	5,900	5,900
601220	Longevity Pay	540	575	600	600	1,200
601400	Overtime-General	95,274	120,641	86,600	86,600	86,600
601410	Overtime-Holiday	5,632	5,723	—	—	—
602100	FICA & MICA	37,778	43,389	45,000	45,000	43,300
602210	Pension-General	123,001	114,799	99,600	99,600	88,200
602235	Pension-Senior Mgmt	5,100	—	—	—	—
602300	Pmt In Lieu Of Insurance	7,553	5,611	5,600	5,600	5,600
602304	Health Insurance-PPO	14,503	17,311	17,100	17,100	—
602305	Health Insurance-HMO	88,516	81,027	92,400	92,400	68,100
602306	Dental Insurance-PPO	2,283	2,238	2,100	2,100	2,100
602307	Dental Insurance-HMO	966	995	1,400	1,400	1,200
602309	Basic Life Insurance	1,330	1,791	1,500	1,500	1,400
602311	Long-Term Disability Ins	1,474	2,803	700	700	2,700
602312	HDHP Aetna	—	10,305	14,300	14,300	21,100
602313	HSA Payflex	—	2,800	2,800	2,800	4,800
602400	Workers' Compensation	40,783	40,783	36,300	36,300	41,500
	Sub-Total	822,975	900,794	928,700	882,700	867,200
	Operating Expense					
603190	Prof Svcs-Other	—	—	3,000	3,000	3,000
603400	Contract Svc-Other	9,271	5,493	14,800	14,800	10,000
603460	Landscape Services	740,194	614,972	691,600	691,600	691,600
604100	Communication Services	423	401	1,900	1,900	1,900
604400	Leased Equipment	634	—	2,000	2,000	2,000
604500	Risk Internal Svcs Charge	3,700	15,800	12,900	12,900	12,100
604550	Health Ins Internal Serv Chg	38,500	20,800	19,900	19,900	13,000
604610	Fleet Internal Svcs Charge	55,500	49,800	65,000	65,000	79,100
604640	R&M Machinery	8,729	3,198	8,500	16,500	8,500
604669	Landscape & Irrigation	51,943	90,086	114,100	120,100	154,100
604920	License & Permit Fees	—	—	150	150	150
604989	IT Internal Svcs Charge	88,200	79,400	71,700	71,700	67,800
604998	Contingency	—	—	25,000	—	37,400
605220	Vehicle Fuel-On-Site	29,551	39,999	40,300	40,300	45,100
605240	Uniforms Cost	5,964	6,328	7,600	7,600	7,600
605242	Protective Clothing	1,968	1,186	1,300	1,300	1,300
605246	Safety Equipment Supplies	5,787	2,242	5,400	5,400	5,400
605251	Noncap Equip (Item less 5000)	16,474	6,959	23,000	13,000	20,000
605280	Chemicals	5,234	6,503	13,000	2,000	13,000
605290	Other Operating Supplies	9,036	3,601	5,000	7,000	5,000
605500	Training-General	3,540	3,921	6,000	6,000	6,000
	Sub-Total	1,074,649	950,690	1,132,150	1,102,150	1,184,050
	Departmental Capital Outlay					
606400	Machinery & Equipment	52,688	—	—	—	—
606441	Vehicle Replacement Program	—	52,100	62,500	62,500	81,200
	Sub-Total	52,688	52,100	62,500	62,500	81,200
	Total	**$ 1,950,312**	**$ 1,903,584**	**$ 2,123,350**	**$ 2,047,350**	**$ 2,132,450**

Object #	Account Description	Justification
Revenue		
337400	Loc Grant-Brow Cty Shuttle Bus	The City has an existing Interlocal Agreement with Broward County Transportation Services (Community Bus Service) that helps fund the City's local routes. The bus service has a total of three routes which operates five days per week, 12 hours per day and connects with the Broward County Mass Transit System.
341302	Admin Fee -Sanitation	This revenue source is derived from fees paid by the Franchise hauler to the City for administration, monitoring, billing, and collection services associated with the Franchise Agreement.
341303	Admin Fee-Solid Waste Com	This revenue source is derived from fees paid by the Franchise hauler to the City for administration, monitoring, billing, and collection services associated with the Franchise Agreement.
341307	Admin Fee-SW Res Curb	This revenue source is derived from fees paid by the Franchise hauler to the City for administration, monitoring, billing, and collection services associated with the Franchise Agreement.
341308	Admin Fee-SW Res Dmst	This revenue source is derived from fees paid by the Franchise hauler to the City for administration, monitoring, billing, and collection services associated with the Franchise Agreement.
366430	Waste Reduct Ed Contr-Roll Off	This represents revenues to fund city events to promote education on waste reduction and enhance recycling.
366431	Solid Waste Contract Mgmt Cont	Per the franchise agreement with Wastepro, this represents funds from Wastepro to fund the City's Solid Waste Program in the Public Works Department.
366432	Waste Reduction-Comm	This represents revenues to fund city events to promote education on waste reduction and enhance recycling.
366433	Waste Reduction-Res Curb	This represents revenues to fund city events to promote education on waste reduction and enhance recycling.
366434	Waste Reduction-Res Dmst	This represents revenues to fund city events to promote education on waste reduction and enhance recycling.
366436	Public Education Waste Pro	This revenue source is derived from contributions from the City's franchise hauler to fund Citywide educational services related to solid waste and recycling.
369921	Cost Avoidance Collection-Res	This revenue source is derived from reductions in the disposal cost for residential single-family curbside service.
369923	Cost Avoidance Coll-Commercial	This revenue source is derived from reductions in the disposal cost for commercial solid waste services.
369925	Cost Avoidance Coll-Res Dmpstr	This revenue source is derived from reductions in the disposal cost for multi-family dumpster solid waste services.
369930	SW and Recy Liquidated Damages	This revenue source is derived from penalties imposed for non-performance of contractual terms.
369935	Community Engagement Program	This revenue is for the new Community Engagement Program.
381385	Trfr Fr Street Constr&Maint Fd	Funds transferred from Streets Construction and Maintenance to help pay a portion of the debt service for the City's various Bonds, Notes and Loans, such as the 2012 Transportation Improvement Revenue Note, Taxable Special Obligation Refunding Bonds, Series 2021, 2017 CIP Loan, Capital Improvement Revenue Bonds Series 2015 and 2013 CIP Revenue Bond.
Expense		
601400	Overtime-General	This line item represents the cost for overtime required for the following reasons: (1) repair to City facilities; (2) Hurricane Storm Event required FOC and UCC staffing; (3) unforeseen emergencies which may require staffs' assistance; (4) Coverage for Cultural Arts events.
601410	Overtime-Holiday	This expenditure is for regular and overtime hours worked on contractual holidays per the individual collective bargaining agreements.
603140	New Hire Screening	This line item is used to fund the costs associated with conducting background checks for potential new hire employees.
603190	Prof Svcs-Other	This line item is for outside professional services such as rate studies and other related services. The budgeted amount of $114,000 includes $86,000 (program 501), $5,000 (program 100), $20,000 (program 508), and $3,000 (program 509).
603400	Contract Svc-Other	This line item provides funding for contractual services related to security systems maintenance, audio/video technical repairs and operations for studio in chambers, electrical services, street light rehabilitation, burglar/fire alarm monitoring, pest control services, irrigation maintenance and repair to landscape irrigation systems in rights-of-way, medians, and swales, pressure cleaning of bus shelters, and solid waste studies and program functions.
603401	Janitorial Services	This line item provides funding related to janitorial services.
603404	Air Condition Services	This cost is associated with air conditioning maintenance of energy management systems located at four facilities and includes services and required parts purchases at all City facilities.
603460	Landscape Services	This represents the cost for contracting lawn mowing, hedge trimming, bi-monthly irrigation system inspections and cleaning right-of-way areas that cannot be accomplished efficiently and timely with the City's existing rights-of-way and medians.
604001	Travel & Training	This account is for out-of-county/state travel for conference/seminar, registration, airline, hotel, meals, etc., and includes the National and State APWA Conference and other development seminars.

Object #	Account Description	Justification
604100	Communication Services	This amount is for GPS tracking services.
604200	Postage	This account represents allocated costs for mailings and delivery services for U.P.S. and Federal Express.
604300	Water/Wastewater Svc	This line item represents the anticipated cost for water and sewer service to Public Works facilities.
604301	Electricity Svcs	This account represents allocated costs for electricity usage.
604311	Street Lights	This line item is for anticipated cost for FP&L street light power consumption and maintenance of street lights.
604400	Leased Equipment	This line item is for rental of specialized equipment that are seldomly used to perform various maintenance services.
604500	Risk Internal Svcs Charge	This is a restricted account for allocated property and liability insurance premiums as provided by HR-Risk Management.
604550	Health Ins Internal Serv Chg	Funds the City's wellness program that encourage employees to adopt healthy habits through education, incentives and an on-site clinic.
604610	Fleet Internal Svcs Charge	This account represents costs associated with repair and maintenance of city vehicles.
604620	R&M Buildings	This account is for general repair and maintenance for all municipal buildings and facilities.
604621	Painting	This account is for painting of municipal buildings and facilities.
604624	Solid Waste Container Maint	The budget of $3,000 will cover maintenance needed for the Solid Waste container.
604630	R&M Electric	This line item represents the costs for maintaining electrical systems for all City buildings and facilities and irrigation systems.
604640	R&M Machinery	This amount covers the cost to repair and maintain all large and small power equipment.
604645	R&M Radios	This represents the cost of repairs and maintenance to portable and mobile radios.
604665	R&M Air Conditioning	This line item is for repair and maintenance of air conditioning systems in the City's buildings.
604666	R&M Street Lights	This line item is for repair and maintenance of City-owned street lighting.
604667	R&M Streets	This line item represents cost for service used in the maintenance of streets and sidewalks.
604669	Landscape & Irrigation	Funding represents the cost to maintain irrigation systems and provide landscaping and beautification city-wide in all City-maintained rights-of-way. Materials include sprinkler heads, timers, PVC pipe, pump repairs, PVC glue, irrigation clocks, etc.
604672	Street Row & Median Maint	This line item represents the cost for repair, maintenance, and cleaning of all the City's rights-of-way and medians.
604700	Printing & Binding Svc	This represents the cost for printing letterheads, envelopes, business cards, brochures, flyers and booklets.
604870	Public Education	This line item is for Public Works Department Public Outreach and Information Program.
604916	Administrative Expense	This line item provides funding for reimbursable expenses such as reprographic work etc.
604920	License & Permit Fees	This cost is associated with obtaining and renewing of generator, elevator, fuel storage tanks user permits to meet regulatory requirements for all City buildings.
604925	Parking Garage Condo Fees	This line item is the City's portion of expenses for charges incurred for the City of Miramar Block 3B Garage Condo at the Town Center Complex.
604950	Employee Awards	Supplies, awards, and shipping costs for employee recognition program.
604989	IT Internal Svcs Charge	This account is for technology related costs such as leased computers, internet, intranet, land lines, network, telephone, software licenses, database needs and support services.
604993	Field Trips	This account is for toll expenses associated with field trips.
604997	Other Operating Expenses	Unanticipated one-time expense that cannot be charged in other budgeted line item.
604998	Contingency	This line item represents contingency funding for unanticipated expenses not budgeted in any other account.
605100	Office Supplies	This line item is for the costs of office supplies utilized by administrative, secretarial, and supervisory personnel.
605120	Computer Operating Expenses	The costs for this line item is for Print Management Service Agreement for computer related items.
605220	Vehicle Fuel-On-Site	This account covers the cost of gas and oil used for city vehicles as provided by PW-Fleet Maintenance.
605225	Equip Gas Oil & Lube	This account is used for gas, oil and lube for generator and other equipment. Public Works Department provided the budgeted amount.
605240	Uniforms Cost	This line item represents the cost of uniforms, shirts, safety shoes, jackets and caps for employees, including the new staff who will be part of the in-house landscape maintenance crew.
605242	Protective Clothing	This represents the cost for safety clothing such as safety goggles, gloves, hard hats, vests, etc., including equipment for the new landscape crew.
605246	Safety Supplies	This expenditure is for safety equipment including traffic cones, barricades, caution tapes, first aid kits and flashlights.

Object #	Account Description	Justification
605247	Janitorial Supplies	This represents funding for janitorial supplies for all City buildings which is not included in the contract.
605249	Solid Waste Containers	This line represents the cost of replacement recycling carts as part of the City's enhanced recycling cart program.
605251	Noncap Equip (Item less 5000)	This amount is to purchase new and replacement of small equipment costing less than $5,000 per item. The funding of $34,400 includes $4,300 for parts and equipment for program 501, $9,700 for program 505, $400 for program 508, and $20,000 for program 509.
605252	Small Tools	This represents the cost for items such as rakes, shovels, saw blades, hand tools, etc.
605280	Chemicals	This $13,000 budget represents the cost for fertilizers, pesticides, herbicides, drying agents, dyes, defamers, cleaners and sanitary agents needed to maintain 44 acres of open space, medians and rights-of-way at the Town Center and City facilities. These funds also cover the cost of chemicals to be applied to sod, and palms.
605290	Other Operating Supplies	The line item represents the cost associated with other miscellaneous expenditures such as paint brushes, rags, air filters, root barriers, etc., on an as-needed basis.
605410	Subscriptions & Memberships	This line item is for the cost to maintain membership in professional associations, American Public Works Association, Professional Engineer License and subscriptions to Public Works related magazines.
605500	Training-General	This represents the cost associated with training for the Department's continuing efforts to train and retain the highest qualified professional and technical personnel as stated in the Department's goals and objectives. This budget also includes funding for MOT safety training for new personnel associated with landscape maintenance.
605510	Tuition Reimbursement	Education assistance to permanent employees that is associated with a certificate or degree program at a community college or state college/university. Education must be related to the employee's present position or have the ability to assist in a promotional opportunity. The cost covers books and lab fees associated with the course.
606211	Minor Building Repairs	This line item is to cover minor repairs and maintenance of City buildings; such as exterior and interior painting, carpeting, replacement of cabinets, installation of new doors and windows, roof cleaning, flooring, etc. Funding includes approved above base request of $700,000 for floor/carpet replacement of Town Center Bldg A and W, Community Development Bldg, Fire Station 84 and Fire HQ, and Kitchen Door and Banquet Hall Fire Doors at the Cultural Arts Center.
606303	Traffic Calming	The budgeted amount will be used to install traffic calming devices at various locations throughout the City.
606441	Vehicle Replacement Program	This budgeted amount is for escrow for future vehicle replacements.

MIRAMAR
BEAUTY AND PROGRESS
EST 1955

Parks and Recreation

Mission

To provide a wide variety of services, recreational activities and special events for youths, adults and senior residents to enhance the quality of life for Miramar residents.

Parks and Recreation Organizational Chart

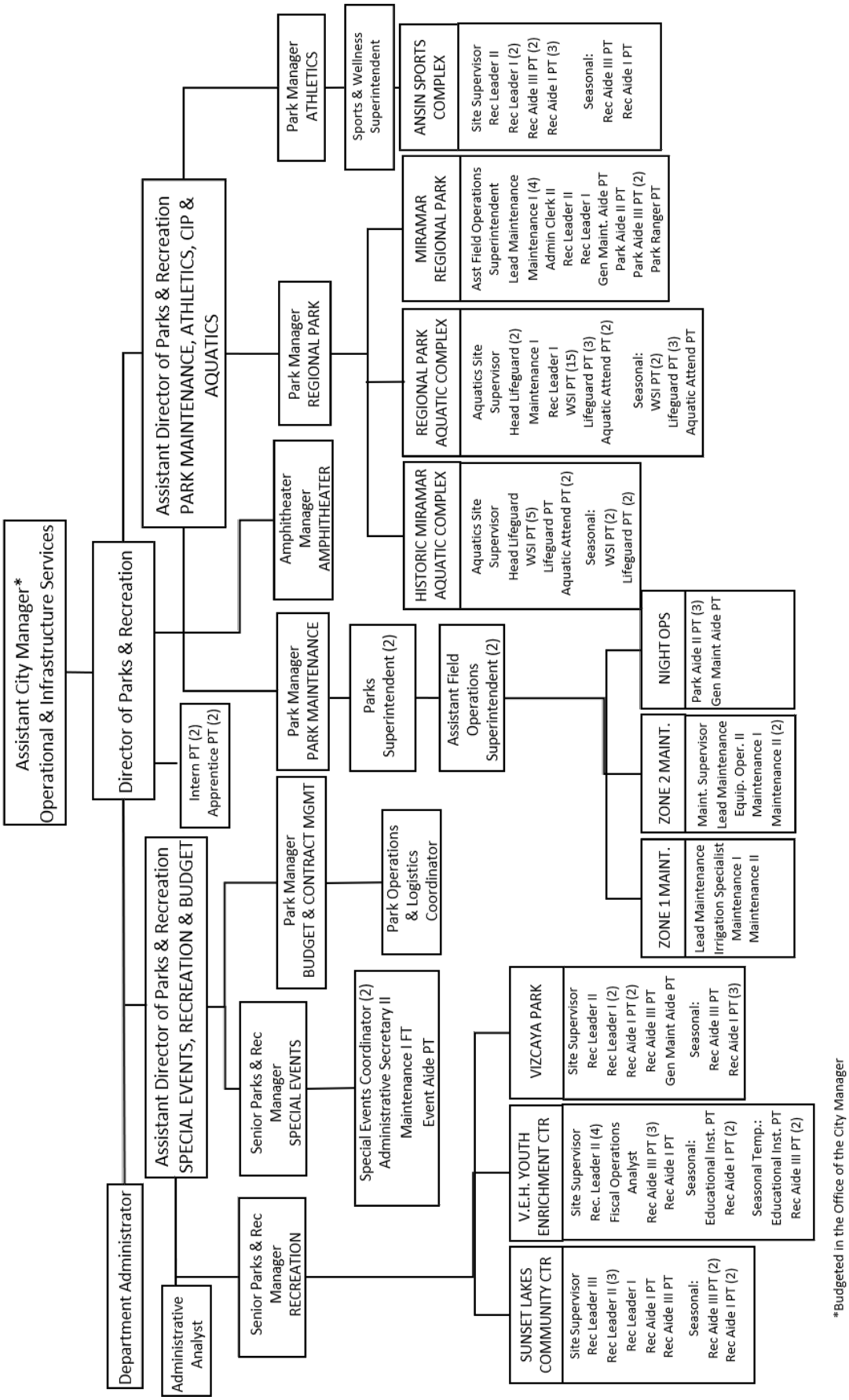

Department Overview

The Parks and Recreation Department encompasses 40 passive and active parks and two (2) aquatic complexes. The Department carries out recreational and athletic activities in addition to hosting a variety of educational classes and programs for residents. The Department also hosts many special events and is responsible for the maintenance of the City's parks and facilities.

As indicated in the Position Detail, this department is currently comprised of 109.5 budgeted positions of which 67 are full-time, 59 (29.5 FTEs) part-time, 23 (11.5 FTEs) seasonal part-time and 3 (1.5 FTEs) temporary seasonal part-time employees. The 11 programs provided are:

1. Administration
2. Athletics
3. Vernon E. Hargray Youth Enrichment Center (VEHYEC)
4. Sunset Lakes
5. Miramar Regional Park
6. Special Events
7. Aquatics (Program with East and West locations)
8. Ansin Sports Complex
9. Park Maintenance
10. Vizcaya Park
11. Miramar Regional Park Amphitheater

FY 2023 Accomplishments

- Resurfaced (8) tennis courts at Silver Lakes Tennis Complex.
- LED lighting replacement at Silver Lakes Tennis Complex.
- Monarch Lakes Park playground installation.
- Expanded parking at Huntington South Park.
- Renovated restrooms at Forzano Park.
- New fitness stations at Linear North Park.
- New fitness stations at Lakeshore Park.
- Beauty and Progress Park fountain LED lighting replacement.
- Teen Advisory Board attended the Florida League of Cities Conference in Tallahassee Florida.
- Teen Advisory Board created a podcast channel on YouTube.
- Renovated kiddie pool area at Historic Miramar Aquatic Complex.
- Installation of new flooring at Vizcaya Park multipurpose room and computer lab.
- Established Run Club Program while teaming up with Social Services to incorporate clothes and shoes donations to families in need.
- Initiated a low impact aerobics program for active golden age community.
- Collaborated with over a dozen surrounding municipalities to organize intercity basketball tournament.
- New 9/11 Memorial at Miramar Regional Park.
- Completion of Container Project at Amphitheater.
- Introduced Innovative Specialty Camp Programs at Miramar Regional Park.
- Installation of security cameras at various locations throughout Miramar Regional Park.
- Completed WiFi upgrades throughout the Miramar Regional Park and Amphitheater.
- Implemented new Aqua Spinning program at Miramar Regional Park Aquatic Complex.
- Hosted the Miramar Invitational Track Meet, which is currently # 6 in the World Athletics Competition Performance Rankings for Track & Field.
- Upgraded sound system at the Ansin Sports Complex.
- Expanded holiday decorations to include medians in Historic Miramar area.
- Parks & Recreation Advisory Board Food Drive.

FY 2024 Goals

- Introduce new amenities and uses to underutilized parks.
- Add restrooms to unmanned parks with heavy traffic.
- Expand out-of-school programming options.

Program Revenues, Expenditures and Positions Summary

Dedicated Revenues	FY 2021 Actual	FY 2022 Actual	FY 2023 Budget	FY 2023 Revised	FY 2024 Budget
Vernon E. Hargray Youth Enrichment Center	$ 26,766	$ 48,620	$ 50,000	$ 73,550	$ 87,992
Athletics	—	40,906	147,000	147,000	157,000
Sunset Lakes	74,883	187,683	219,800	219,800	223,050
Miramar Regional Park	89,165	265,311	327,600	327,600	291,760
Special Events	11,855	73,777	95,700	95,700	147,859
Aquatics	356,044	540,712	504,000	508,177	568,250
Ansin Sports Complex	144,144	145,205	84,700	84,700	59,700
Park Maintenance	29,084	101,537	100,000	100,000	115,000
Vizcaya Park	2,121	103,697	111,000	111,000	118,500
Miramar Regional Park Amphitheater	549,020	463,638	625,418	625,418	1,020,840
Total	**$ 1,283,081**	**$ 1,971,084**	**$ 2,265,218**	**$ 2,292,945**	**$ 2,789,951**

Shade Structure at Ansin Sports Complex

Parks and Recreation

Expenditures by Program	FY 2021 Actual	FY 2022 Actual	FY 2023 Budget	FY 2023 Revised	FY 2024 Budget
Administration	$ 1,978,174	$ 2,288,399	$ 2,195,000	$ 2,195,187	$ 2,244,700
Vernon E. Hargray Youth Enrichment Center	639,920	658,257	878,760	889,906	947,860
Athletics	478	482,047	559,520	555,714	622,720
Sunset Lakes	650,279	788,581	911,535	928,218	942,235
Miramar Regional Park	1,758,490	1,981,535	2,084,290	2,027,121	2,174,390
Special Events	1,176,006	1,716,122	2,289,800	2,776,933	2,781,500
Aquatics	1,996,810	1,934,688	2,089,485	2,109,873	2,287,185
Ansin Sports Complex	939,177	823,841	681,580	667,055	721,880
Park Maintenance	3,086,227	3,432,950	3,772,300	3,698,998	3,906,300
Vizcaya Park	649,406	655,652	750,280	758,744	771,780
Miramar Regional Park Amphitheater	1,020,237	847,962	934,564	1,050,208	1,295,340
Total	**$ 13,895,204**	**$ 15,610,035**	**$ 17,147,114**	**$ 17,657,956**	**$ 18,695,890**

Expenditures by Category					
Personnel Services	$ 7,903,031	$ 8,405,241	$ 9,113,100	$ 9,150,606	$ 9,877,700
Operating Expense	5,938,677	7,016,121	7,946,114	8,251,665	8,670,190
Capital Outlay	53,496	188,673	87,900	255,685	148,000
Total	**$ 13,895,204**	**$ 15,610,035**	**$ 17,147,114**	**$ 17,657,956**	**$ 18,695,890**

Positions by Program					
Administration	9.50	8.00	9.00	9.00	9.00
Vernon E. Hargray Youth Enrichment Center	7.00	9.00	11.00	11.00	11.00
Athletics	—	5.00	2.00	2.00	2.00
Sunset Lakes	8.00	8.50	9.00	9.00	9.00
Miramar Regional Park	12.50	13.50	12.50	12.50	12.50
Special Events	4.50	4.50	4.00	5.50	5.50
Aquatics (East and West locations)	23.50	26.00	26.00	26.00	26.00
Ansin Sports Complex	9.00	9.00	7.50	7.50	7.50
Park Maintenance	17.00	16.00	18.00	18.00	18.00
Vizcaya Park	7.50	7.00	8.00	8.00	8.00
Miramar Regional Park Amphitheater	—	—	—	—	1.00
Total	**98.50**	**106.50**	**107.00**	**108.50**	**109.50**

Position Detail	FY 2021 Actual	FY 2022 Actual	FY 2023 Budget	FY 2023 Revised	FY 2024 Budget
Administration Services Coordinator	—	1.00	1.00	—	—
Administration Superintendent	1.00	—	—	—	—
Administrative Analyst	—	—	—	1.00	1.00
Administrative Clerk II	1.00	1.00	1.00	1.00	1.00
Administrative Secretary I	1.00	1.00	1.00	—	—
Administrative Secretary II	2.00	1.00	1.00	1.00	1.00
Amphitheater Manager	—	—	—	—	1.00
Apprentice - Part-time (2)	—	1.00	1.00	1.00	1.00
Aquatic Attendant - Part-time (4)	2.50	2.00	2.00	2.00	2.00
Aquatic Attendant - Part-time (Seasonal)	—	0.50	0.50	0.50	0.50
Aquatic Site Supervisor	2.00	2.00	2.00	2.00	2.00
Assistant Director of Parks and Recreation	1.00	2.00	2.00	2.00	2.00
Assistant Field Operations Superintendent	3.00	3.00	3.00	3.00	3.00
Athletic Program Manager	1.00	—	—	—	—

Position Detail	FY 2021 Actual	FY 2022 Actual	FY 2023 Budget	FY 2023 Revised	FY 2024 Budget
Communications & Logistics Superintendent	—	1.00	1.00	—	—
Communications & Logistics Superintendent - Part-time	0.50	—	—	—	—
Department Administrator	—	—	—	1.00	1.00
Director of Parks & Recreation	1.00	1.00	1.00	1.00	1.00
Educational Instructor - Part-time (Seasonal)	—	0.50	0.50	0.50	0.50
Educational Instructor - Temp Part-time (Seasonal)	—	0.50	0.50	0.50	0.50
Equipment Operator II	1.00	1.00	1.00	1.00	1.00
Event Aide - Part-time	—	—	—	0.50	0.50
Facility Operations Superintendent	1.00	—	—	—	—
Fiscal Operations Analyst	—	—	—	1.00	1.00
General Maintenance Aide - Part-time (3)	1.00	1.00	1.00	1.50	1.50
Head Lifeguard	3.00	3.00	3.00	3.00	3.00
Intern - Parks and Recreation - Part-time (2)	—	1.00	1.00	1.00	1.00
Irrigation Specialist	1.00	1.00	1.00	1.00	1.00
Lead Maintenance	3.00	3.00	3.00	3.00	3.00
Lifeguard - Part-time (4)	3.00	2.50	2.50	2.00	2.00
Lifeguard - Part-time (Seasonal) (5)	0.50	2.50	2.50	2.50	2.50
Maintenance I	7.00	7.00	7.00	8.00	8.00
Maintenance II	3.00	3.00	3.00	3.00	3.00
Maintenance Supervisor I	3.00	1.00	1.00	1.00	1.00
Operations Manager	1.00	—	—	—	—
Park Aide II - Part-time (4)	2.00	2.00	2.00	2.00	2.00
Park Aide III - Part-time (2)	1.50	1.00	1.00	1.00	1.00
Park Manager	1.00	3.00	3.00	3.00	3.00
Park Manager - Regional Park	—	1.00	1.00	1.00	1.00
Park Ranger - Part-time	0.50	0.50	0.50	0.50	0.50
Parks and Recreation Department Coordinator	1.00	1.00	1.00	—	—
Parks Operations & Logistics Coordinator	—	1.00	1.00	1.00	1.00
Parks Superintendent	1.00	2.00	2.00	2.00	2.00
Recreation Aide I - Part-time (7)	4.00	4.00	4.00	3.50	3.50
Recreation Aide I - Part-time (Seasonal) (8)	2.50	4.50	4.00	4.00	4.00
Recreation Aide III - Part-time (7)	4.00	3.50	3.50	3.50	3.50
Recreation Aide III - Part-time (Seasonal) (4)	1.50	2.00	2.00	2.00	2.00
Recreation Aide III - Temp Part-time (Seasonal) (2)	0.50	1.00	1.00	1.00	1.00
Recreation Leader	11.00	6.00	7.00	7.00	7.00
Recreation Leader II	5.00	10.00	10.00	10.00	10.00
Recreation Leader III	1.00	1.00	1.00	1.00	1.00
Recreation Site Supervisor	3.00	4.00	4.00	4.00	4.00
Recreation Superintendent	1.00	—	—	—	—
Senior Parks & Recreation Manager	—	2.00	2.00	2.00	2.00
Special Events Aide	1.00	—	—	—	—
Special Events Coordinator	2.00	2.00	2.00	2.00	2.00
Sports & Wellness Superintendent	—	—	—	1.00	1.00
Water Safety Instructor - Part-time (20)	9.50	9.50	9.50	10.00	10.00
Water Safety Instructor - Part-time (Seasonal) (4)	2.00	2.00	2.00	2.00	2.00
Total FTE's	**98.50**	**106.50**	**107.00**	**108.50**	**109.50**

Parks and Recreation Balanced Scorecard

Measures	Objectives	Series Status	FY 2022 Actual	FY 2023 Actual	FY 2024 Goal
↑ Number of Parks Maintained	Ensure and maintain Parks and Recreation Fields	Q4 Actual	40.00	40.00	
		YTD Actual	40.00	40.00	
		EOY Target	40.00	40.00	40.00
		% Target	100.00%	100.00%	
		% Goal	100.00%	100.00%	
↑ Number of City run recreation and athletic programs offered	Increase residents use of parks, and recreation facilities	Q4 Actual	30.00	56.00	
		YTD Actual	116.00	165.00	
		EOY Target	75.00	125.00	125.00
		% Target	154.67%	132.00%	
		% Goal	100.00%	100.00%	
↑ Number of residents utilizing aquatic facilities	Increase residents use of Miramar Aquatic facilities	Q4 Actual	30,388.00	31,593.00	
		YTD Actual	88,772.00	103,988.00	
		EOY Target	60,000.00	90,000.00	90,000.00
		% Target	147.95%	115.54%	
		% Goal	100.00%	100.00%	
↓ Meets budget target - Expenses	Finances	Q4 Actual	$4,585,209.47	$5,235,036.00	
		YTD Actual	$15,646,095.62	$17,527,661.00	
		EOY Target	$15,755,013.95	$17,415,856.00	$18,695,890.00
		% Target	99.31%	100.64%	
		% Goal	100.00%	100.00%	
↓ Meets projected target - Expenses	Finances	Q4 Actual	$4,585,209.47	$5,235,036.00	
		YTD Actual	$15,646,095.62	$17,527,661.00	
		EOY Projection	$16,769,614.00	$17,344,969.00	$18,695,890.00
		% Target	93.30%	101.05%	
		% Goal	100.00%	100.00%	
↑ Meets budget target - Revenues	Finances	Q4 Actual	$456,205.41	$529,679.00	
		YTD Actual	$1,923,336.17	$2,090,498.00	
		EOY Target	$1,782,552.00	$2,292,945.00	$2,789,951.00
		% Target	107.90%	91.17%	
		% Goal	100.00%	100.00%	

Parks and Recreation Balanced Scorecard

Measures	Objectives	Series Status	FY 2022 Actual	FY 2023 Actual	FY 2024 Goal
Meets projected target - Revenues	Finances	Q4 Actual	$456,205.41	$529,679.00	
		YTD Actual	$1,923,336.17	$2,090,498.00	
		EOY Projection	$2,265,218.00	$2,118,938.00	$2,789,951.00
		% Target	84.91%	98.66%	
		% Goal	100.00%	100.00%	
Number of City Ran family entertainment events	Provide family entertainment	Q4 Actual	12.00	21.00	
		YTD Actual	42.00	134.00	
		EOY Target	25.00	50.00	50.00
		% Target	168.00%	268.00%	
		% Goal	100.00%	100.00%	
Number of hosted events	Events hosted at City Parks by Promoters	Q4 Actual	8.00	20.00	
		YTD Actual	41.00	51.00	
		EOY Target	25.00	50.00	50.00
		% Target	164.00%	102.00%	
		% Goal	100.00%	100.00%	
Attend Conferences, Trainings, & Workshops	Provide additional learning opportunities and tools	Q4 Actual	26.00	65.00	
		YTD Actual	262.00	467.00	
		EOY Target	50.00	250.00	250.00
		% Target	524.00%	186.80%	
		% Goal	100.00%	100.00%	
Various Park Improvements (Project #51003) Construction completed %	Maintain and enhance the City park facilities and amenities for residents use	Q4 Actual	51.14%	7.67%	
		YTD Actual	102.82%	94.79%	
		EOY Target	90.00%	95.00%	95.00%
		% Target	114.24%	99.78%	
		% Goal	100.00%	100.00%	
Various Park Improvements (Project #51003) Construction within budget		Q4 Actual	126,572.00	$ 40,293.53	
		YTD Actual	268,703.08	$ 317,568.23	
		EOY Target	247,500.00	$ 318,250.00	$ 318,250.00
		% Target	108.57%	99.79%	
		% Goal	100.00%	100.00%	

FY23 actuals (revenues and expenses) are as of 11/08/2023.

End of year targets exclude year-end budget amendments.

Administration

Formulates departmental policy and provides overall direction and coordination of departmental operations and management. Oversees capital improvement park projects and works with Citizen Advisory Boards, civic and special interest groups.

FY 23	FY 24
9.00	9.00

Vernon E. Hargray Youth Enrichment Center

Coordinates recreational activities including facility rentals, programs and classes at Miramar Youth Enrichment Center.

FY 23	FY 24
11.00	11.00

Athletics

Coordinates city-wide athletic activities, including leagues, programs and events.

FY 23	FY 24
2.00	2.00

Sunset Lakes

Coordinates recreational activities including facility rentals, programs and classes at Sunset Lakes Community Center.

FY 23	FY 24
9.00	9.00

Miramar Regional Park

Coordinates recreational and athletic activities including facility rentals, programs, classes and events at Miramar Regional Park.

FY 23	FY 24
12.50	12.50

Special Events

Coordinates city-wide special events including City funded events and private promoter events.

FY 23	FY 24
4.00	5.50

Aquatics

Coordinates aquatic programs, classes and events at the Miramar Aquatic Complex and Regional Aquatic Center.

FY 23	FY 24
26.00	26.00

Ansin Sports Complex

Coordinates recreational activities including facility rentals, programs and classes at Ansin Sports Complex.

FY 23	FY 24
7.50	7.50

Park Maintenance

Maintains city-owned park facilities including turf maintenance, landscaping, field prep and pavilion/field rentals.

FY 23	FY 24
18.00	18.00

Vizcaya Park

Coordinates recreational activities including facility rentals, programs and classes at Vizcaya Park.

FY 23	FY 24
8.00	8.00

Miramar Regional Park Amphitheater

Manages the rental and use of the Miramar Regional Park Amphitheater for festivals, concerts, shows and events.

FY 23	FY 24
—	1.00

Administration—Program 100

Description

The Administration Program is responsible for providing the overall strategic planning and organizational leadership for the Department while collaborating with other departments to work collaboratively and capitalize on available resources to maintain and improve operations and facilities. This program oversees all programs such as athletics, recreation, aquatics, and special events. It is responsible to obtain and administer grants, attract sports and entertainment to City facilities and to develop relationships with local, state, national and international organizations.

Dedicated Revenues	Object Code	FY 2021 Actual	FY 2022 Actual	FY 2023 Budget	FY 2023 Revised	FY 2024 Budget
None		**$ —**	**$ —**	**$ —**	**$ —**	**$ —**
Expenditures by Category						
Personnel Services		$ 1,314,909	$ 1,204,208	$ 1,323,200	$ 1,183,818	$ 1,360,000
Operating Expense		663,265	979,863	863,700	927,161	870,200
Departmental Capital Outlay		—	104,328	8,100	84,209	14,500
Total		**$ 1,978,174**	**$ 2,288,399**	**$ 2,195,000**	**$ 2,195,187**	**$ 2,244,700**
Percent of Time by Position						
Administration Superintendent		1.00	—	—	—	—
Administrative Secretary II		1.00	—	—	—	—
Apprentice - Part-Time (2)		—	—	1.00	1.00	1.00
Assistant Director of Parks & Recreation		1.00	2.00	2.00	2.00	2.00
Assistant Field Operations Superintendent		1.00	—	—	—	—
Communications & Logistics Superintendent - PT		0.50	—	—	—	—
Director of Parks & Recreation		1.00	1.00	1.00	1.00	1.00
Facility Operations Superintendent		—	—	—	—	—
Intern Parks & Recreation Part-time (2)		—	—	1.00	1.00	1.00
Operations Manager		1.00	—	—	—	—
Park Manager		—	1.00	1.00	1.00	1.00
Park Operations & Logistics Coordinator		—	1.00	1.00	1.00	1.00
Parks & Recreation Administrator		—	—	—	1.00	1.00
Parks & Recreation Department Coordinator		1.00	1.00	1.00	—	—
Recreation Leader III		1.00	1.00	—	—	—
Recreation Superintendent		1.00	—	—	—	—
Senior Parks & Recreation Manager		—	1.00	1.00	1.00	1.00
Special Events Aide		—	—	—	—	—
Total		**9.50**	**8.00**	**9.00**	**9.00**	**9.00**

Vernon E. Hargray Youth Enrichment Center—Program 600

Description

This center provides recreational activities and classes to residents of all ages. It hosts the Community Access Center After School Program, Spring, Summer and Winter Sports Camps as well as a variety of classes such as Karate-Do, Adult Basketball Leagues, Youth Athletic Symposiums and much more. This program also provides various athletic programs including Pee Wee Basketball, Mini Basketball, and IQ skills clinic.

Dedicated Revenues	**Object Code**	**FY 2021 Actual**	**FY 2022 Actual**	**FY 2023 Budget**	**FY 2023 Revised**	**FY 2024 Budget**
Recreation Activities-YEC	347280	$ 9,367	$ 18,689	$ 18,000	$ 18,000	$ 20,000
Summer - YEC	347210	11,189	13,845	15,000	15,000	15,000
Holiday Camp	347299	—	1,550	2,000	2,000	2,000
Contractual Services	347260	3,577	3,123	3,000	3,000	4,000
Rentals - YEC	362100	2,634	11,413	12,000	12,000	12,000
Trfr fr State & County Grant Fund	381163	—	—	—	23,550	34,992
Total		**$ 26,766**	**$ 48,620**	**$ 50,000**	**$ 73,550**	**$ 87,992**
Expenditures by Category						
Personnel Services		$ 427,603	$ 443,324	$ 638,600	$ 656,800	$ 692,500
Operating Expense		197,332	203,333	228,360	199,201	241,360
Departmental Capital Outlay		14,985	11,600	11,800	33,905	14,000
Total		**$ 639,920**	**$ 658,257**	**$ 878,760**	**$ 889,906**	**$ 947,860**
Percent of Time by Position						
Administrative Secretary I		1.00	1.00	1.00	—	—
Educational Instructor Part-time (Seasonal)		—	0.50	0.50	0.50	0.50
Educational Instructor - Temp Part-time (Seasonal)		—	0.50	0.50	0.50	0.50
Fiscal Operations Analyst		—	—	—	1.00	1.00
Recreation Aide I Part-time		0.50	0.50	0.50	0.50	0.50
Recreation Aide I Part-time (Seasonal) (2)		0.50	1.00	1.00	1.00	1.00
Recreation Aide III Part-time (3)		1.50	1.50	1.50	1.50	1.50
Recreation Aide III - Temp Part-time (Seasonal) (2)		0.50	1.00	1.00	1.00	1.00
Recreation Leader		1.00	—	—	—	—
Recreation Leader II		1.00	2.00	4.00	4.00	4.00
Recreation Site Supervisor		1.00	1.00	1.00	1.00	1.00
Total		**7.00**	**9.00**	**11.00**	**11.00**	**11.00**

Athletics—Program 602

Description

The Parks Department's Athletic Program is a dynamic program that orchestrates a wide array of athletic events and oversees the seamless execution of field rentals and track meets. This program serves as the nexus for our community's active engagement, providing recreational athletic opportunities for residents of all ages. With a commitment to fostering a healthy lifestyle, the Athletic Program actively contributes to the vibrancy of our city, facilitating sporting events that bring our community together. As a vital component of the Parks Department, this program not only promotes physical well-being but also enhances the overall quality of life for our residents.

Dedicated Revenues	Object Code	FY 2021 Actual	FY 2022 Actual	FY 2023 Budget	FY 2023 Revised	FY 2024 Budget
Contracted Programs	347260	$ —	$ 15,265	$ 40,000	$ 40,000	$ 40,000
Admission Fees	347270	—	—	5,000	5,000	5,000
Rec Activities-Track Meet	347284	—	—	3,500	3,500	9,000
Rec Activities-Parking Fees	347285	—	—	3,500	3,500	6,500
Athletic Programs	347296	—	25,641	40,000	40,000	40,000
General Concessions	347309	—	—	5,000	5,000	6,500
Rental Revenue	362100	—	—	50,000	50,000	50,000
Total		**$ —**	**$ 40,906**	**$ 147,000**	**$ 147,000**	**$ 157,000**
Expenditures by Category						
Personnel Services		$ —	$ 293,488	$ 368,800	$ 368,800	$ 387,300
Operating Expense		478	188,559	190,720	186,914	235,420
Departmental Capital Outlay		—	—	—	—	—
Total		**$ 478**	**$ 482,047**	**$ 559,520**	**$ 555,714**	**$ 622,720**
Percent of Time by Position						
Apprentice Part-time (2)		—	1.00	—	—	—
Communications & Logistics Superintendent		—	1.00	1.00	—	—
Intern Parks & Recreation Part-time (2)		—	1.00	—	—	—
Park Manager		—	1.00	1.00	1.00	1.00
Recreation Leader I		—	1.00	—	—	—
Sports & Wellness Superintendent		—	—	—	1.00	1.00
Total		**—**	**5.00**	**2.00**	**2.00**	**2.00**

Soccer Camp Day at Miramar Regional Park

Sunset Lakes—Program 603

Description

This program oversees the Sunset Lakes facility and park. It serves to promote a community atmosphere; hosts Spring, Summer and Winter Camps, holds programs in response to community interests and needs; collaborates with individuals and other agencies to provide programming and assistance; and promotes athletic and recreational events. This program also oversees the management of a ballroom, meeting spaces, senior and youth programs.

	Object Code	FY 2021 Actual	FY 2022 Actual	FY 2023 Budget	FY 2023 Revised	FY 2024 Budget
Dedicated Revenues						
Recreation Activities-Sunset Lakes	347280	$ 10,320	$ 22,004	$ 20,000	$ 20,000	$ 23,000
Summer Program-Sunset Lakes	347210	27,323	44,080	70,000	70,000	70,000
Contracted Programs	347260	13,507	4,992	4,800	4,800	2,500
Admission Fees	347270	—	6	—	—	—
Holiday Camps	347299	110	2,532	5,000	5,000	2,550
Rentals-Sunset Lakes	362100	23,623	114,069	120,000	120,000	125,000
Total		**$ 74,883**	**$ 187,683**	**$ 219,800**	**$ 219,800**	**$ 223,050**
Expenditures by Category						
Personnel Services		$ 480,143	$ 552,591	$ 651,800	$ 662,500	$ 673,600
Operating Expense		170,136	226,745	256,635	250,422	265,035
Departmental Capital Outlay		—	9,246	3,100	15,296	3,600
Total		**$ 650,279**	**$ 788,581**	**$ 911,535**	**$ 928,218**	**$ 942,235**
Percent of Time by Position						
Recreation Aide I Part-time		0.50	0.50	0.50	0.50	0.50
Recreation Aide I Part-time (Seasonal) (2)		0.50	1.50	1.00	1.00	1.00
Recreation Aide III Part-time		0.50	0.50	0.50	0.50	0.50
Recreation Aide III Part-time (Seasonal) (2)		0.50	1.00	1.00	1.00	1.00
Recreation Leader		4.00	1.00	1.00	1.00	1.00
Recreation Leader II		1.00	3.00	3.00	3.00	3.00
Recreation Leader III		—	—	1.00	1.00	1.00
Recreation Site Supervisor		1.00	1.00	1.00	1.00	1.00
Total		**8.00**	**8.50**	**9.00**	**9.00**	**9.00**

Miramar Regional Park—Program 604

Description

This program manages the City's largest and only Regional Park which serves participants of all ages. Amenities and activities include, but are not limited to, basketball, baseball, football, soccer, organized youth and adult sports leagues, instructional classes, and fitness circuits. This program manages the rental of various pavilions that are used for gatherings of families, friends or business associates. This program also hosts several large scale events that are open to the general public, such as holiday themed special events, music related festivals and shows, and sports related tournaments as well as private large scale events

	Object Code	FY 2021 Actual	FY 2022 Actual	FY 2023 Budget	FY 2023 Revised	FY 2024 Budget
Dedicated Revenues						
Contracted Programs - Other	347260	$ 24,435	$ 6,859	$ 3,600	$ 3,600	$ 5,760
Admission Fees	347270	(4,153)	59,588	90,000	90,000	75,000
Rec Activities-Parking Fees	347285	87	33,697	32,000	32,000	—
General Concessions	347309	624	—	—	—	—
Holiday Camps	347299	—	925	2,000	2,000	2,000
Rental Revenue	362100	68,173	159,807	200,000	200,000	200,000
Summer Program	347210	—	4,435	—	—	9,000
Total		**$ 89,165**	**$ 265,311**	**$ 327,600**	**$ 327,600**	**$ 291,760**
Expenditures by Category						
Personnel Services		$ 893,658	$1,083,507	$1,082,100	$1,082,100	$1,150,000
Operating Expense		864,832	894,528	993,990	936,821	1,014,890
Departmental Capital Outlay		—	3,500	8,200	8,200	9,500
Total		**$1,758,490**	**$1,981,535**	**$2,084,290**	**$2,027,121**	**$2,174,390**
Percent of Time by Position						
Administrative Clerk II		1.00	1.00	1.00	1.00	1.00
Asst. Field Operations Superintendent		1.00	1.00	1.00	1.00	1.00
Facility Operations Superintendent		1.00	—	—	—	—
General Maintenance Aide Part-time		1.00	1.00	0.50	0.50	0.50
Irrigation Specialist		—	1.00	—	—	—
Lead Maintenance		1.00	1.00	1.00	1.00	1.00
Maintenance I		4.00	4.00	4.00	4.00	4.00
Park Aide II part-Time		—	—	0.50	0.50	0.50
Park Aide III Part-time (2)		1.50	1.00	1.00	1.00	1.00
Park Manager - Regional Park		—	1.00	1.00	1.00	1.00
Park Ranger Part-time		0.50	0.50	0.50	0.50	0.50
Recreation Aide III Part-time		0.50	—	—	—	—
Recreation Leader I		—	1.00	1.00	1.00	1.00
Recreation Leader II		1.00	1.00	1.00	1.00	1.00
Total		**12.50**	**13.50**	**12.50**	**12.50**	**12.50**

Special Events—Program 605

Description

This program is responsible for the development and production of City events geared to engage and entertain residents of the City's diverse community. Events are designed based on resident interests, current market trends and health and fitness activities. This program also oversees the coordination of organizations and outside promoters that seek to utilize City facilities to hold functions and/or events.

	Object Code	FY 2021 Actual	FY 2022 Actual	FY 2023 Budget	FY 2023 Revised	FY 2024 Budget
Dedicated Revenues						
Rec Activities-Parking Fees	347285	$ —	$ —	$ 10,000	$ 10,000	$ 16,359
General Concessions	347309	—	—	10,000	10,000	12,000
Group Sales Svcs Fee	347337	—	—	50,000	50,000	75,000
Merchandise Sales	347351	—	—	5,000	5,000	6,000
Special Events Fees	347405	6,855	58,058	15,000	15,000	15,000
Vendor Registration & Sponsors	347410	5,000	15,343	5,700	5,700	23,500
Special Events Vendor Fees	366205	—	375	—	—	—
Total		**$ 11,855**	**$ 73,777**	**$ 95,700**	**$ 95,700**	**$ 147,859**
Expenditures by Category						
Personnel Services		$ 602,495	$ 692,249	$ 630,300	$ 744,388	$ 822,000
Operating Expense		573,510	1,018,173	1,653,700	2,026,745	1,912,700
Departmental Capital Outlay		—	5,700	5,800	5,800	46,800
Total		**$1,176,006**	**$1,716,122**	**$2,289,800**	**$2,776,933**	**$2,781,500**
Percent of Time by Position						
Administrative Analyst		—	—	—	1.00	1.00
Administration Services Coordinator		—	1.00	1.00	—	—
Administrative Secretary II		—	—	—	—	—
Event Aide - Part-time		—	—	—	0.50	0.50
Park Manager		1.00	—	—	—	—
Recreation Aide I - Part-time		0.50	0.50	—	—	—
Sr. Parks & Recreation Manager		—	1.00	1.00	1.00	1.00
Special Events Aide		1.00	—	—	—	—
Special Events Coordinator		2.00	2.00	2.00	2.00	2.00
Total		**4.50**	**4.50**	**4.00**	**5.50**	**5.50**

Aquatics—Program 606

Description

The Aquatics program oversees two aquatic locations, the Miramar Aquatic Complex which is located adjacent to Civic Center Park and the Miramar Regional Park Aquatic Complex. This program provides swimming classes for all ages from beginners to experts and also offers water aerobics and various water sports. Emphasis is placed on teaching children and adults how to swim and be safe in and around water.

	Object Code	FY 2021 Actual	FY 2022 Actual	FY 2023 Budget	FY 2023 Revised	FY 2024 Budget
Dedicated Revenues						
Summer Program	347210	$ 33,839	$ 35,535	$ 40,000	$ 40,000	$ 43,000
Contracted Prog - Aquatics East	347260	—	11,418	12,000	12,000	20,000
Contracted Prog - Aquatics West	347260	4,307	8,277	10,000	10,000	10,000
Aquatic Fees - East	347271	84,310	100,022	75,000	75,000	100,000
Aquatic Fees - West	347271	226,485	372,384	340,000	340,000	370,000
Holiday Camps	347299	990	4,485	7,000	7,000	5,250
Trfr Fr State & Cty Grant Fund	381163	6,114	8,590	20,000	24,177	20,000
Total		**$ 356,044**	**$ 540,712**	**$ 504,000**	**$ 508,177**	**$ 568,250**
Expenditures by Category						
Personnel Services		$ 1,610,791	$ 1,521,307	$ 1,689,100	$ 1,712,700	$ 1,876,100
Operating Expense		386,019	403,881	390,585	387,373	399,685
Departmental Capital Outlay		—	9,500	9,800	9,800	11,400
Total		**$ 1,996,810**	**$ 1,934,688**	**$ 2,089,485**	**$ 2,109,873**	**$ 2,287,185**
Percent of Time by Position						
Aquatic Attendant Part-time (4)		2.50	2.00	2.00	2.00	2.00
Aquatic Attendant Part-time (Seasonal)		—	0.50	0.50	0.50	0.50
Aquatic Site Supervisor		2.00	2.00	2.00	2.00	2.00
Head Lifeguard		3.00	3.00	3.00	3.00	3.00
Lifeguard Part-time (4)		3.00	2.50	2.50	2.00	2.00
Lifeguard Part-time (Seasonal) (5)		0.50	2.50	2.50	2.50	2.50
Maintenance I		1.00	1.00	1.00	1.00	1.00
Recreation Leader I		—	1.00	1.00	1.00	1.00
Water Safety Instructor Part-time (20)		9.50	9.50	9.50	10.00	10.00
Water Safety Instructor Part-time (Seasonal) (4)		2.00	2.00	2.00	2.00	2.00
Total		**23.50**	**26.00**	**26.00**	**26.00**	**26.00**

Ansin Sports Complex—Program 607

Description

This program manages the Ansin Sports Complex that includes a state-of-the-art track which is used for local, national and international events. The facility also hosts youth and adult elite athletic camps, clinics and programs. This program provides recreation activities and classes to residents of all ages including an After-School program, Winter, Spring and Summer Camps, as well as a variety of classes such as dance, martial arts, and athletic skill education.

	Object Code	FY 2021 Actual	FY 2022 Actual	FY 2023 Budget	FY 2023 Revised	FY 2024 Budget
Dedicated Revenues						
Summer Camp-Ansin	347210	$ 31,824	$ 24,782	$ 58,000	$ 58,000	$ 32,500
Contracted Programs	347260	—	—	2,200	2,200	2,200
Admission Fees	347270	586	4,015	—	—	—
Recreation Activities-Ansin	347280	3,265	10,791	18,000	18,000	18,000
Holiday Camp	347299	870	3,005	4,000	4,000	4,000
Track Meet	347284	10,322	—	—	—	—
Concession-Ansin	347309	500	3,250	—	—	—
Rentals-Ansin Bldg.	362100	1,500	14,053	2,500	2,500	3,000
Rentals-Ansin Stadium	362100	95,277	85,309	—	—	—
Total		**$ 144,144**	**$ 145,205**	**$ 84,700**	**$ 84,700**	**$ 59,700**
Expenditures by Category						
Personnel Services		$ 614,167	$ 635,531	$ 457,100	$ 457,100	$ 487,700
Operating Expense		317,526	185,510	221,580	207,055	230,680
Departmental Capital Outlay		7,485	2,800	2,900	2,900	3,500
Total		**$ 939,177**	**$ 823,841**	**$ 681,580**	**$ 667,055**	**$ 721,880**
Percent of Time by Position						
Assistant Field Operations Superintendent		—	1.00	—	—	—
Athletic Program Manager		1.00	—	—	—	—
Recreation Aide I Part-time (3)		0.50	0.50	1.50	1.50	1.50
Recreation Aide I Part-time (Seasonal)		0.50	0.50	0.50	0.50	0.50
Recreation Aide III Part-time (2)		1.50	1.50	1.00	1.00	1.00
Recreation Aide III Part-time (Seasonal)		0.50	0.50	0.50	0.50	0.50
Recreation Leader		4.00	3.00	2.00	2.00	2.00
Recreation Leader II		1.00	1.00	1.00	1.00	1.00
Recreation Site Supervisor		—	1.00	1.00	1.00	1.00
Total		**9.00**	**9.00**	**7.50**	**7.50**	**7.50**

Park Maintenance Program—Program 608

Description

This program serves to administer the maintenance of the City's parks and recreational facilities. This program is also responsible for the management of parks, courts and field improvements as well as new park development, working with other departments to ensure objectives and consistency throughout. The rental of athletic fields is also managed by this program.

Dedicated Revenues	Object Code	FY 2021 Actual	FY 2022 Actual	FY 2023 Budget	FY 2023 Revised	FY 2024 Budget
Park Field Rentals	362200	$ 7,569	$ 52,984	$ 40,000	$ 40,000	$ 55,000
Pavilion Rentals	362301	21,515	48,553	60,000	60,000	60,000
Total		**$ 29,084**	**$ 101,537**	**$ 100,000**	**$ 100,000**	**$ 115,000**
Expenditures by Category						
Personnel Services		$ 1,484,345	$ 1,550,620	$ 1,762,000	$ 1,772,300	$ 1,787,300
Operating Expense		1,601,882	1,848,831	1,975,600	1,879,526	2,078,300
Departmental Capital Outlay		—	33,500	34,700	47,172	40,700
Total		**$ 3,086,227**	**$ 3,432,950**	**$ 3,772,300**	**$ 3,698,998**	**$ 3,906,300**
Percent of Time by Position						
Administrative Secretary II		1.00	—	—	—	—
Administration Services Coordinator		—	1.00	1.00	1.00	1.00
Asst. Field Operations Superintendent		1.00	1.00	2.00	2.00	2.00
Equipment Operator II		1.00	1.00	1.00	1.00	1.00
General Maintenance Aide Pat-Time		—	—	0.50	0.50	0.50
Irrigation Specialist		1.00	—	1.00	1.00	1.00
Lead Maintenance		2.00	2.00	2.00	2.00	2.00
Maintenance I		2.00	2.00	2.00	2.00	2.00
Maintenance II		3.00	3.00	3.00	3.00	3.00
Maintenance Supervisor I		3.00	1.00	1.00	1.00	1.00
Park Aide II Part-time (3)		2.00	2.00	1.50	1.50	1.50
Park Manager		—	1.00	1.00	1.00	1.00
Parks Superintendent		1.00	2.00	2.00	2.00	2.00
Total		**17.00**	**16.00**	**18.00**	**18.00**	**18.00**

Vizcaya Park—Program 609

Description

The Vizcaya facility and exterior grounds are energy efficient as certified by LEED. Amenities include computer lab, game room, recreation room, pavilions, soccer/football field, basketball court and patio area with picnic benches and more. Recreation activities and classes are offered for residents of all ages, such as an After-School program and Spring, Summer and Winter Camps. The park also provides contractual classes such as dance and karate class. The athletic programs include cross-fit, soccer, flag football, basketball and mini-sports development.

Dedicated Revenues	**Object Code**	**FY 2021 Actual**	**FY 2022 Actual**	**FY 2023 Budget**	**FY 2023 Revised**	**FY 2024 Budget**
Contracted Programs	347260	$ —	$ —	$ 2,000	$ 2,000	$ 2,000
Recreation Activities-Vizcaya	347280	(1,883)	(289)	5,000	5,000	5,000
Rentals - Vizcaya	362100	4,004	74,291	71,500	71,500	71,500
Summer Program	347210	—	29,695	30,000	30,000	37,500
Holiday Camps	347299	—	—	2,500	2,500	2,500
Total		**$ 2,121**	**$ 103,697**	**$ 111,000**	**$ 111,000**	**$ 118,500**
Expenditures by Category						
Personnel Services		$ 474,920	$ 428,417	$ 510,100	$ 510,100	$ 516,700
Operating Expense		143,461	219,040	236,680	236,680	251,080
Departmental Capital Outlay		31,026	8,195	3,500	11,964	4,000
Total		**$ 649,406**	**$ 655,652**	**$ 750,280**	**$ 758,744**	**$ 771,780**
Percent of Time by Position						
General Maintenance Aide-PT		—	—	—	0.50	0.50
Recreation Aide I Part-time (2)		2.00	2.00	1.50	1.00	1.00
Recreation Aide I Part-time (Seasonal) (3)		1.00	1.50	1.50	1.50	1.50
Recreation Aide III Part-time		—	—	0.50	0.50	0.50
Recreation Aide III Part-time (Seasonal)		0.50	0.50	0.50	0.50	0.50
Recreation Leader		2.00	1.00	2.00	2.00	2.00
Recreation Leader II		1.00	1.00	1.00	1.00	1.00
Recreation Site Supervisor		1.00	1.00	1.00	1.00	1.00
Total		**7.50**	**7.00**	**8.00**	**8.00**	**8.00**

Miramar Regional Park Amphitheater—Program 610

Description

The Miramar Regional Park Amphitheater is an open-air venue with 5,000 seats, 3,000 of which are under a canopy and 2,000 are in the open grass area. This program manages the rental and use of the Miramar Regional Park Amphitheater for festivals, concerts, shows, and events.

	Object Code	FY 2021 Actual	FY 2022 Actual	FY 2023 Budget	FY 2023 Revised	FY 2024 Budget
Dedicated Revenues						
Rec Activities-Parking Fees	347285	$ 113,308	$ 140,778	$ 134,300	$ 134,300	$ 173,492
General Concessions	347309	51,221	61,110	137,000	137,000	160,044
Ticket Sales	347339	216,908	105,184	221,518	221,518	287,560
Rental - Amphitheater	362204	167,582	156,566	132,600	132,600	399,744
Total		**$ 549,020**	**$ 463,638**	**$ 625,418**	**$ 625,418**	**$ 1,020,840**
Expenditures by Category						
Personnel Services		$ —	$ —	$ —	$ —	$ 124,500
Operating Expense		1,020,237	847,658	934,564	1,013,768	1,170,840
Departmental Capital Outlay		—	304	—	36,440	—
Total		**$ 1,020,237**	**$ 847,962**	**$ 934,564**	**$ 1,050,208**	**$ 1,295,340**
Percent of Time by Position						
Amphitheater Manager		—	—	—	—	1.00
Total		**—**	**—**	**—**	**—**	**1.00**

Administration—001-60-100-572-

Object #	Account Description	FY 2021 Actual	FY 2022 Actual	FY 2023 Budget	FY 2023 Revised	FY 2024 Budget
	Personnel Services					
601200	Employee Salaries	$ 753,179	$ 704,842	$ 844,000	$ 704,618	$ 884,800
601205	Lump Sum Payout - Accrued Time	61,645	78,539	67,200	67,200	61,000
601210	Non-Pensionable Earnings	2,200	4,000	—	—	—
601215	Communication Stipend	14,528	12,725	11,100	11,100	9,100
601220	Longevity Pay	2,744	2,167	4,100	4,100	6,100
601400	Overtime-General	4,751	1,124	1,000	1,000	—
601410	Overtime-Holiday	4,258	—	—	—	—
602100	FICA & MICA	61,457	58,564	67,600	67,600	71,900
602210	Pension-General	73,600	24,300	35,000	35,000	48,600
602235	Pension-Senior Mgmt	112,400	108,400	96,600	96,600	84,800
602260	Pension-401	13,996	13,857	15,000	15,000	19,100
602265	Pension-457	18,503	18,333	23,900	23,900	24,500
602300	Pmt In Lieu Of Insurance	3,237	3,669	—	—	—
602304	Health Insurance-PPO	14,503	5,285	17,100	17,100	14,600
602305	Health Insurance-HMO	83,511	77,600	66,900	66,900	41,900
602306	Dental Insurance-PPO	2,828	2,344	1,700	1,700	1,200
602307	Dental Insurance-HMO	792	645	800	800	900
602309	Basic Life	1,783	2,351	2,400	2,400	2,600
602311	Long-Term Disability	1,067	2,277	1,200	1,200	5,000
602312	HDHP Aetna	21,226	20,488	14,000	14,000	21,100
602313	HSA Payflex	5,600	5,600	2,800	2,800	4,800
602400	Workers' Compensation	57,100	57,100	50,800	50,800	58,000
	Sub-Total	1,314,909	1,204,208	1,323,200	1,183,818	1,360,000
	Operating Expense					
603140	New Hire Screening	1,612	2,238	1,000	1,000	1,000
603141	Existing Employee Screening	136	27	1,500	1,500	1,500
603190	Prof Svcs-Other	7,825	99,989	10,000	—	10,000
603400	Contract Svc-Other	(66)	22,881	12,000	13,518	55,000
604001	Travel & Training	5,009	10,629	13,500	10,000	13,500
604200	Postage	536	5,060	6,900	6,900	6,900
604301	Electricity Svcs	3,998	6,836	6,500	6,500	6,700
604500	Risk Internal Svcs Charge	7,500	32,000	26,300	26,300	24,700
604550	Health Ins Internal Serv Chg	39,800	21,600	20,600	20,600	12,300
604610	Fleet Internal Svcs Charge	13,500	12,100	15,800	15,800	19,300
604700	Printing & Binding Svc	4,318	2,495	2,000	2,000	4,000
604890	Special Events-Other	4,486	64,781	15,000	97,000	23,000
604910	Advertising Costs	1,864	1,700	4,000	4,000	2,000
604989	IT Internal Svcs Charge	544,100	666,400	684,800	684,800	647,200
604997	Other Operating Expenses	4,868	4,488	—	—	—
605100	Office Supplies	3,962	3,381	3,000	3,000	3,000
605220	Vehicle Fuel-On-Site	733	6,030	2,800	2,800	3,100
605240	Uniforms Cost	17,945	15,678	20,000	20,000	20,000
605410	Subscriptions & Memberships	1,139	1,162	3,000	1,842	3,000
605500	Training-General	—	—	—	3,100	—
605510	Tuition Reimbursement	—	389	15,000	6,500	14,000
	Sub-Total	663,265	979,863	863,700	927,161	870,200
	Departmental Capital Outlay					
606400	Machinery & Equipment	—	37,733	—	65,884	—
606441	Vehicle Replacement Program	—	34,900	8,100	8,100	14,500
606470	Computer Equipment	—	31,695	—	10,225	—
	Sub-Total	—	104,328	8,100	84,209	14,500
	Total	**$ 1,978,174**	**$ 2,288,399**	**$ 2,195,000**	**$ 2,195,187**	**$ 2,244,700**

Vernon E. Hargray Youth Enrichment Center—001-60-600-572-

Object #	Account Description	FY 2021 Actual	FY 2022 Actual	FY 2023 Budget	FY 2023 Revised	FY 2024 Budget
	Personnel Services					
601200	Employee Salaries	$ 251,161	$ 254,975	$ 421,900	$ 421,900	$ 468,100
601205	Lump Sum Payout - Accrued Time	4,480	—	1,800	1,800	1,700
601210	Non-Pensionable Earnings	447	1,000	—	—	—
601215	Communication Stipend	1,300	1,300	1,300	1,300	1,300
601220	Longevity Pay	464	465	500	500	700
601400	Overtime-General	14,678	18,601	15,000	33,200	15,000
601410	Overtime-Holiday	6,376	3,203	1,000	1,000	5,000
602100	FICA & MICA	21,529	21,545	33,500	33,500	37,200
602210	Pension-General	46,300	45,700	57,200	57,200	59,500
602265	Pension-457	—	—	—	—	2,300
602300	Pmt In Lieu Of Insurance	5,611	5,611	11,200	11,200	5,600
602304	Health Insurance-PPO	—	—	17,100	17,100	14,600
602305	Health Insurance-HMO	33,981	31,728	38,500	38,500	25,200
602306	Dental Insurance-PPO	1,175	603	800	800	1,600
602307	Dental Insurance-HMO	297	621	700	700	400
602309	Basic Life	480	689	1,200	1,200	1,400
602311	Long-Term Disability	123	1,625	600	600	2,600
602312	HDHP Aetna	—	13,660	—	—	7,100
602313	HSA Payflex	—	2,800	1,400	1,400	3,200
602400	Workers' Compensation	39,200	39,200	34,900	34,900	40,000
	Sub-Total	427,603	443,324	638,600	656,800	692,500
	Operating Expense					
603400	Contract Svc-Other	8,307	9,130	6,750	8,121	6,750
603401	Janitorial Svcs	43,760	37,893	38,010	37,897	38,010
603460	Landscape Services	10,568	16,456	15,500	13,309	15,500
604300	Water/Wastewater Svc	12,601	15,647	14,300	14,300	21,200
604301	Electricity Svcs	51,485	47,203	53,800	47,753	55,500
604500	Risk Internal Svcs Charge	4,600	19,700	16,100	16,100	15,100
604550	Health Ins Internal Serv Chg	9,800	5,300	5,000	5,000	8,000
604610	Fleet Internal Svcs Charge	8,400	7,500	9,800	9,800	11,900
604620	R&M Buildings	9,394	4,975	13,000	—	13,000
604700	Printing & Binding Svcs	331	834	700	700	1,400
604991	Summer Programs	2,635	5,454	8,000	5,000	8,000
604992	Recreation Activities	11,619	5,539	7,700	6,700	7,000
604993	Field Trips	1,002	7,033	16,200	10,200	16,200
605100	Office Supplies	1,888	1,856	2,000	2,000	2,000
605220	Vehicle Fuel-On-Site	1,421	2,973	1,400	1,400	1,600
605225	Equip Gas Oil & Lube	—	—	800	800	900
605230	Program Supplies	6,766	5,528	5,000	5,000	5,000
605247	Janitorial Supplies	1,136	1,387	1,500	1,500	1,500
605250	Noncap Furn (Item less 5000)	2,340	—	3,500	480	3,500
605251	Noncap Equip (Item less 5000)	6,994	6,627	7,000	10,020	7,000
605290	Other Operating Supplies	2,286	2,297	2,300	3,120	2,300
	Sub-Total	197,332	203,333	228,360	199,201	241,360

Vernon E. Hargray Youth Enrichment Center—001-60-600-572-

Object #	Account Description	FY 2021 Actual	FY 2022 Actual	FY 2023 Budget	FY 2023 Revised	FY 2024 Budget
	Departmental Capital Outlay					
606210	Building Renovation	—	—	—	22,105	—
606400	Machinery & Equipment	14,985	—	—	—	—
606441	Vehicle Replacement Program	—	11,600	11,800	11,800	14,000
	Sub-Total	14,985	11,600	11,800	33,905	14,000
	Total	**$ 639,920**	**$ 658,257**	**$ 878,760**	**$ 889,906**	**$ 947,860**

Athletics—001-60-602-572-

Object #	Account Description	FY 2021 Actual	FY 2022 Actual	FY 2023 Budget	FY 2023 Revised	FY 2024 Budget
	Personnel Services					
601200	Employee Salaries	$ —	$ 184,789	$ 247,700	$ 247,700	$ 256,100
601205	Lump Sum Payout - Accrued Time	—	12,928	11,000	11,000	12,000
601210	Non-Pensionable Earnings	—	2,000	—	—	—
601215	Communication Stipend	—	3,125	3,300	3,300	3,300
601400	Overtime-General	—	3,832	15,000	15,000	15,500
601410	Overtime-Holiday	—	859	500	500	—
602100	FICA & MICA	—	15,351	20,900	20,900	21,600
602210	Pension-General	—	8,400	—	—	—
602235	Pension-Senior Mgmt	—	18,000	35,600	35,600	41,200
602305	Health Insurance-HMO	—	40,294	33,200	33,200	34,900
602307	Dental Insurance-HMO	—	646	500	500	500
602309	Basic Life Insurance	—	741	700	700	800
602311	Long-Term Disability Ins	—	2,523	400	400	1,400
	Sub-Total	—	293,488	368,800	368,800	387,300
	Operating Expense					
603190	Prof Svcs-Other	—	4,847	25,720	36,344	25,720
604400	Leased Equipment	—	9,249	10,000	4,075	10,000
604550	Health Ins Internal Serv Chg	—	—	—	—	4,700
604846	Miramar Invit. Track Meet	—	50,000	—	—	—
604857	Athletic Sporting Events	—	41,931	45,000	40,645	85,000
604898	Sports & Entertainment	—	27,879	40,000	40,000	40,000
604994	Athletic Activities	—	25,088	35,000	35,000	35,000
605220	Vehicle Fuel-On-Site	478	—	—	—	—
605230	Program Supplies	—	18,301	20,000	16,979	20,000
605251	Noncap Equip (Item less 5000)	—	11,265	15,000	13,870	15,000
	Sub-Total	478	188,559	190,720	186,914	235,420
	Total	**$ 478**	**$ 482,047**	**$ 559,520**	**$ 555,714**	**$ 622,720**

Sunset Lakes—001-60-603-572-

Object #	Account Description	FY 2021 Actual	FY 2022 Actual	FY 2023 Budget	FY 2023 Revised	FY 2024 Budget
	Personnel Services					
601200	Employee Salaries	$ 273,099	$ 313,744	$ 382,300	$ 382,300	$ 385,000
601205	Lump Sum Payout - Accrued Time	8,034	6,026	13,900	13,900	13,100
601210	Non-Pensionable Earnings	447	2,000	—	—	—
601215	Communication Stipend	1,300	1,300	3,300	3,300	3,300
601220	Longevity Pay	420	570	2,000	2,000	2,200
601400	Overtime-General	15,976	37,124	45,000	45,000	45,000
601410	Overtime-Holiday	3,656	2,395	1,000	11,700	5,000
602100	FICA & MICA	23,284	28,462	33,400	33,400	33,700
602210	Pension-General	48,900	48,100	50,300	50,300	46,700
602300	Pmt In Lieu Of Insurance	8,848	16,185	11,200	11,200	5,600
602304	Health Insurance-PPO	5,078	17,311	—	—	14,600
602305	Health Insurance-HMO	47,195	34,841	69,000	69,000	71,700
602306	Dental Insurance-PPO	847	435	1,400	1,400	1,600
602307	Dental Insurance-HMO	1,010	1,021	900	900	1,100
602309	Basic Life	675	1,076	1,100	1,100	1,100
602311	Long-Term Disability	373	1,000	500	500	2,200
602400	Workers' Compensation	41,000	41,000	36,500	36,500	41,700
	Sub-Total	480,143	552,591	651,800	662,500	673,600
	Operating Expense					
603400	Contract Svc-Other	11,100	8,475	9,800	9,800	9,800
603401	Janitorial Services	34,790	34,719	38,000	37,719	38,000
603460	Landscape Svcs	—	57,120	60,480	60,480	60,480
604300	Water/Wastewater Svc	5,583	6,744	6,200	6,200	5,600
604301	Electricity Svcs	32,884	43,034	46,200	46,200	54,500
604500	Risk Internal Svcs Charge	5,200	22,200	18,200	18,200	17,100
604550	Health Ins Internal Serv Chg	17,300	9,300	8,900	8,900	9,800
604610	Fleet Internal Svcs Charge	3,200	2,900	3,800	3,800	4,600
604620	R&M Buildings	10,059	8,286	13,000	9,900	13,000
604700	Printing & Binding Svc	194	500	500	—	500
604991	Summer Programs	3,419	5,360	4,000	4,000	4,000
604992	Recreation Activities	13,597	3,621	3,600	3,600	3,600
604993	Field Trips	3,604	11,106	19,155	17,255	19,155
605100	Office Supplies	1,993	1,996	2,000	2,000	2,000
605220	Vehicle Fuel-On-Site	195	606	1,100	1,100	1,200
605225	Equip Gas Oil & Lube	—	—	2,200	2,200	2,200
605230	Program Supplies	7,093	3,995	5,000	5,000	5,000
605247	Janitorial Supplies	1,491	877	1,500	1,500	1,500
605250	Noncap Furn (Item less 5000)	13,470	3,499	6,000	2,740	6,000
605251	Noncap Equip (Item less 5000)	1,965	241	4,000	6,829	4,000
605290	Other Operating Supplies	2,999	2,164	3,000	3,000	3,000
	Sub-Total	170,136	226,745	256,635	250,422	265,035
	Departmental Capital Outlay					
606210	Building Renovation	—	—	—	12,196	—
606405	Furniture & Fixtures-SunsetLks	—	6,346	—	—	—
606441	Vehicle Replacement Program	—	2,900	3,100	3,100	3,600
	Sub-Total	—	9,246	3,100	15,296	3,600
	Total	**$ 650,279**	**$ 788,581**	**$ 911,535**	**$ 928,218**	**$ 942,235**

Miramar Regional Park—001-60-604-572-

Object #	Account Description	FY 2021 Actual	FY 2022 Actual	FY 2023 Budget	FY 2023 Revised	FY 2024 Budget
	Personnel Services					
601200	Employee Salaries	$ 518,032	$ 653,327	$ 681,700	$ 681,700	$ 721,000
601205	Lump Sum Payout - Accrued Time	17,485	31,514	19,900	19,900	29,400
601210	Non-Pensionable Earnings	1,935	5,921	—	—	—
601215	Communication Stipend	3,200	3,250	3,300	3,300	3,300
601220	Longevity Pay	3,017	3,411	3,400	3,400	4,600
601400	Overtime-General	9,231	15,725	15,000	15,000	15,000
601410	Overtime-Holiday	2,934	3,934	3,000	3,000	5,000
602100	FICA & MICA	42,440	53,685	55,200	55,200	59,200
602210	Pension-General	73,500	61,099	63,300	63,300	63,500
602235	Pension-Senior Mgmt	18,100	16,600	22,400	22,400	25,700
602260	Pension-401	6,171	6,304	6,400	6,400	6,400
602265	Pension-457	1,683	1,719	1,700	1,700	1,700
602300	Pmt In Lieu Of Insurance	5,827	5,611	5,600	5,600	5,600
602305	Health Insurance-HMO	117,411	151,781	131,000	131,000	128,700
602306	Dental Insurance-PPO	2,352	2,616	2,100	2,100	2,000
602307	Dental Insurance-HMO	1,336	1,518	1,500	1,500	1,700
602309	Basic Life	908	2,024	1,900	1,900	2,100
602311	Long-Term Disability	761	2,442	1,000	1,000	4,100
602312	HDHP Aetna	6,134	1,227	9,100	9,100	7,100
602313	HSA Payflex	1,400	—	1,400	1,400	3,200
602400	Workers' Compensation	59,800	59,800	53,200	53,200	60,700
	Sub-Total	893,658	1,083,507	1,082,100	1,082,100	1,150,000
	Operating Expense					
603400	Contract Svc-Other	29,095	25,980	34,100	34,100	35,000
603401	Janitorial Services	11,481	14,689	15,000	12,831	15,000
603404	Air Condition Services	1,485	1,500	1,500	1,500	1,500
603460	Landscape Services	114,480	136,220	136,880	136,880	136,880
603470	Temporary Help	—	3,763	5,000	—	—
604300	Water/Wastewater Svc	131,940	103,006	99,100	99,100	105,800
604301	Electricity Svcs	204,754	242,840	287,400	227,400	296,100
604400	Leased Equipment	3,400	3,055	6,760	6,760	6,760
604500	Risk Internal Svcs Charge	7,300	31,200	25,600	25,600	24,100
604550	Health Ins Internal Serv Chg	40,100	21,700	20,700	20,700	17,700
604610	Fleet Internal Svcs Charge	21,700	19,400	25,400	25,400	30,900
604625	R&M Equipment	5,539	10,576	11,000	11,000	11,000
604669	Landscape & Irrigation	46,000	54,519	57,400	57,400	58,000
604671	Park Maintenance	195,980	190,192	200,000	225,922	200,000
604700	Printing & Binding Svc	997	983	1,500	1,500	2,000
604991	Summer Programs	—	—	—	—	1,000
604992	Recreation Activities	—	—	—	10,000	2,000
604993	Field Trips	—	—	—	—	2,000
604994	Athletic Activities	6,823	—	—	—	—
605100	Office Supplies	1,402	1,269	1,300	1,300	1,500
605220	Vehicle Fuel-On-Site	5,387	7,488	18,900	18,900	21,200
605240	Uniforms Cost	2,057	2,886	4,200	4,200	4,200
605242	Protective Clothing	2,069	2,239	3,200	138	3,200
605246	Safety Supplies	29	644	650	650	650
605247	Janitorial Supplies	2,931	2,681	3,000	3,000	3,000
605250	Noncap Furn (Item less 5000)	6,986	2,720	14,500	3,764	14,500
605251	Noncap Equip (Item less 5000)	14,131	9,929	10,600	1,476	10,600
605252	Small Tools	2,080	2,752	3,000	3,000	3,000
605280	Chemicals	4,431	—	5,000	2,000	5,000
605290	Other Operating Supplies	2,255	2,298	2,300	2,300	2,300
	Sub-Total	864,832	894,528	993,990	936,821	1,014,890

Miramar Regional Park—001-60-604-572-

Object #	Account Description	FY 2021 Actual	FY 2022 Actual	FY 2023 Budget	FY 2023 Revised	FY 2024 Budget
	Departmental Capital Outlay					
606441	Vehicle Replacement Program	—	3,500	8,200	8,200	9,500
	Sub-Total	—	3,500	8,200	8,200	9,500
	Total	**$ 1,758,490**	**$ 1,981,535**	**$ 2,084,290**	**$ 2,027,121**	**$ 2,174,390**

Swim Team West Aquatics

Special Events—001-60-605-574-

Object #	Account Description	FY 2021 Actual	FY 2022 Actual	FY 2023 Budget	FY 2023 Revised	FY 2024 Budget
	Personnel Services					
601200	Employee Salaries	$ 326,686	$ 379,491	$ 423,500	$ 423,611	$ 495,100
601205	Lump Sum Payout - Accrued Time	5,209	34,862	14,500	14,500	28,800
601210	Non-Pensionable Earnings	—	1,000	—	—	—
601215	Communication Stipend	4,550	6,425	6,500	6,500	6,500
601220	Longevity Pay	2,350	3,014	3,100	3,100	4,100
601400	Overtime-General	50,473	53,458	5,000	27,442	5,000
601402	Overtime-Special Events	35,662	30,461	10,000	94,300	60,000
601410	Overtime-Holiday	1,059	1,701	500	7,700	10,000
602100	FICA & MICA	31,751	37,920	35,100	35,100	45,200
602210	Pension-General	46,000	32,300	28,500	28,500	33,800
602235	Pension-Senior Mgmt	19,000	18,000	25,200	25,200	29,100
602304	Health Insurance-PPO	17,056	17,634	17,100	17,100	29,200
602305	Health Insurance-HMO	35,650	37,130	33,600	33,635	43,300
602306	Dental Insurance-PPO	1,570	1,452	1,400	1,400	1,400
602307	Dental Insurance-HMO	290	301	200	201	800
602309	Basic Life Insurance	933	1,326	1,200	1,200	1,500
602311	Long-Term Disability	142	607	600	600	2,800
602312	HDHP Aetna	13,095	22,500	14,300	14,300	14,000
602313	HSA Payflex	2,920	4,550	2,800	2,800	3,200
602400	Workers' Compensation	8,100	8,116	7,200	7,200	8,200
	Sub-Total	602,495	692,249	630,300	744,388	822,000
	Operating Expense					
603190	Prof Svcs-Other	—	—	—	70,800	—
604500	Risk Internal Svcs Charge	1,400	6,000	4,900	4,900	4,600
604550	Health Ins Internal Serv Chg	14,300	7,700	7,400	7,400	9,900
604610	Fleet Internal Svcs Charge	5,300	4,700	6,200	6,200	7,600
604700	Printing & Binding Svc	1,021	—	1,000	635	1,000
604830	Art Festival	—	—	50,000	17,250	50,000
604834	Black British Celebration	—	—	—	—	25,000
604835	Reggae Month	—	—	—	—	25,000
604839	Memorial Day	—	—	10,000	2,000	10,000
604840	September 11 Memorial	—	—	5,000	5,000	5,000
604841	Men's Summit	—	—	50,000	—	50,000
604842	Latin Music Festival	—	74,693	125,000	129,500	125,000
604843	Juneteenth Event	—	49,512	75,000	75,000	75,000
604844	Halloween at River Run Event	—	40,620	50,000	43,181	50,000
604845	Afro-Carib Festival	—	139,567	150,000	150,000	150,000
604848	Easter Eggstravaganza	—	48,438	50,000	57,939	50,000
604849	Miramar NACAC New Life Inv.	—	80,360	50,000	—	50,000
604851	Holiday Lighting Event	6,707	18,403	50,000	49,806	50,000
604852	Miramar Day	—	26	—	—	—
604853	Independence Day-4th of July	120,550	51,319	50,000	99,239	75,000
604855	Caribbean Amer. Heritage Celeb	24,437	75,184	50,000	50,000	25,000
604856	Hispanic Heritage	85,872	—	—	—	—
604858	ObservanceofBlackHistoryMonth	5,910	53,990	100,000	97,000	100,000
604861	Holiday Decorations (5 sites)	37,480	44,925	100,000	137,295	250,000
604867	ShirleyBrancaGoodVibesConcerts	—	29,508	60,000	123,000	60,000
604875	Citizenship Drive	8,000	—	25,000	—	25,000
604876	Turkey Giveaway & Health Fair	—	—	30,000	30,000	30,000
604877	Back to School Event	8,767	—	10,000	12,500	10,000
604878	Haitian Heritage	25,127	45,681	50,000	50,000	25,000
604879	Burger & Brew	—	11,509	30,000	37,500	30,000
604882	Martin Luther King Parade&Even	14,970	—	50,000	43,806	50,000
604883	Veteran's Day	1,437	2,691	3,000	3,000	3,000

Special Events—001-60-605-574-

Object #	Account Description	FY 2021 Actual	FY 2022 Actual	FY 2023 Budget	FY 2023 Revised	FY 2024 Budget
604884	Halloween	26,965	—	—	—	—
604886	Jamaican Independence Day	63,654	108,171	100,000	153,000	100,000
604890	Special Events-Other	70,654	—	20,000	265,442	—
604894	Women's Empowerment	—	—	50,000	43,176	50,000
604895	New Year's Eve Gala	—	950	75,000	107,750	75,000
604897	Miramar Family Night	32,683	75,900	75,000	67,061	75,000
604900	Kite Festival	—	38,971	75,000	72,000	75,000
604998	Contingency	—	—	—	—	100,000
605100	Office Supplies	1,079	987	1,200	1,200	1,200
605220	Vehicle Fuel-On-Site	2,470	2,525	3,000	3,000	3,400
605240	Uniforms Cost	1,000	308	2,000	—	2,000
605251	Noncap Equip (Item less 5000)	7,094	1,201	5,000	5,000	5,000
605290	Other Operating Supplies	6,633	4,334	5,000	6,164	5,000
	Sub-Total	573,510	1,018,173	1,653,700	2,026,745	1,912,700
	Departmental Capital Outlay					
606400	Machinery & Equipment	—	—	—	—	40,000
606441	Vehicle Replacement Program	—	5,700	5,800	5,800	6,800
	Sub-Total	—	5,700	5,800	5,800	46,800
	Total	**$ 1,176,006**	**$ 1,716,122**	**$ 2,289,800**	**$ 2,776,933**	**$ 2,781,500**

U.S Marines Bootcamp at Ansin Sports Complex

Aquatics—001-60-606-572-060/061-

Object #	Account Description	FY 2021 Actual	FY 2022 Actual	FY 2023 Budget	FY 2023 Revised	FY 2024 Budget
	Personnel Services					
601200	Employee Salaries	$ 1,035,396	$ 970,078	$ 1,176,100	$ 1,176,100	$ 1,300,500
601205	Lump Sum Payout - Accrued Time	24,095	24,756	29,600	29,600	25,900
601210	Non-Pensionable Earnings	5,512	9,892	—	—	—
601215	Communication Stipend	3,900	3,900	3,900	3,900	3,900
601220	Longevity Pay	—	106	700	700	1,300
601400	Overtime-General	37,475	40,312	15,000	38,600	15,000
601410	Overtime-Holiday	5,559	6,970	2,000	2,000	10,000
602100	FICA & MICA	83,697	78,976	93,600	93,600	103,300
602210	Pension-General	71,100	74,799	74,700	74,700	74,800
602304	Health Insurance-PPO	—	34,572	43,700	43,700	60,800
602305	Health Insurance-HMO	246,102	168,626	157,100	157,100	171,300
602306	Dental Insurance-PPO	2,881	3,078	3,100	3,100	2,400
602307	Dental Insurance-HMO	3,362	2,215	2,300	2,300	3,400
602309	Basic Life	865	1,272	3,400	3,400	3,800
602311	Long-Term Disability Ins	246	1,081	1,700	1,700	7,400
602312	HDHP Aetna	—	8,323	—	—	—
602313	HSA Payflex	—	1,750	1,400	1,400	—
602400	Workers' Compensation	90,600	90,600	80,800	80,800	92,300
	Sub-Total	1,610,791	1,521,307	1,689,100	1,712,700	1,876,100
	Operating Expense					
603400	Contract Svc-Other	14,986	9,516	14,800	12,023	17,300
603401	Janitorial Services	23,189	23,654	23,760	23,658	23,760
604300	Water/Wastewater Svc	83,635	81,444	78,300	78,300	89,600
604301	Electricity Svcs	19,810	27,772	32,900	29,900	33,900
604500	Risk Internal Svcs Charge	11,100	47,400	38,800	38,800	36,400
604550	Health Ins Internal Serv Chg	73,900	39,900	38,100	38,100	31,900
604610	Fleet Internal Svcs Charge	5,200	4,700	6,200	6,200	7,500
604668	R&M Aquatics	46,060	56,620	41,500	43,777	41,500
604669	Landscape & Irrigation	5,747	8,574	10,500	10,500	10,500
604700	Printing & Binding Svc	509	686	1,100	1,100	1,100
604920	License & Permit Fees	1,983	2,052	2,275	2,188	2,275
604991	Summer Programs	6,766	5,502	4,000	5,000	4,000
604992	Recreation Activities	1,506	2,000	2,000	2,000	2,000
604993	Field Trips	3,503	7,326	11,250	10,750	11,250
605100	Office Supplies	1,316	1,017	2,400	2,400	2,500
605220	Vehicle Fuel-On-Site	6,913	5,274	2,900	2,900	3,200
605242	Protective Clothing	1,139	1,197	1,200	1,200	1,200
605246	Safety Supplies	249	462	1,200	1,200	1,300
605247	Janitorial Supplies	2,054	2,182	3,500	3,500	3,500
605250	Noncap Furn (Item less 5000)	19,774	14,793	15,000	15,000	15,000
605251	Noncap Equip (Item less 5000)	5,920	9,202	5,400	5,400	5,400
605280	Chemicals	38,598	40,542	43,900	43,900	45,000
605285	Lab Supplies	188	329	800	800	800
605292	Aquatic Supplies	11,975	11,738	8,800	8,777	8,800
	Sub-Total	386,019	403,881	390,585	387,373	399,685
	Departmental Capital Outlay					
606441	Vehicle Replacement Program	—	9,500	9,800	9,800	11,400
	Sub-Total	—	9,500	9,800	9,800	11,400
	Total	**$ 1,996,810**	**$ 1,934,688**	**$ 2,089,485**	**$ 2,109,873**	**$ 2,287,185**

Ansin Sports Complex—001-60-607-572-

Object #	Account Description	FY 2021 Actual	FY 2022 Actual	FY 2023 Budget	FY 2023 Revised	FY 2024 Budget
	Personnel Services					
601200	Employee Salaries	$ 356,984	$ 363,445	$ 285,900	$ 285,900	$ 322,200
601205	Lump Sum Payout - Accrued Time	23,959	17,740	2,200	2,200	2,700
601210	Non-Pensionable Earnings	420	5,593	—	—	—
601215	Communication Stipend	2,650	2,850	2,000	2,000	2,000
601220	Longevity Pay	194	1,435	—	—	—
601400	Overtime-General	7,407	28,113	15,000	15,000	15,000
601410	Overtime-Holiday	4,089	4,754	1,000	1,000	5,000
602100	FICA & MICA	30,308	32,688	23,100	23,100	26,100
602210	Pension-General	44,000	58,899	36,600	36,600	35,300
602235	Pension-Senior Mgmt	19,000	4,700	—	—	—
602304	Health Insurance-PPO	12,996	13,300	—	—	—
602305	Health Insurance-HMO	83,822	76,316	66,900	66,900	50,400
602306	Dental Insurance-PPO	836	1,009	400	400	400
602307	Dental Insurance-HMO	1,535	1,079	1,100	1,100	1,100
602309	Basic Life	696	708	800	800	900
602311	Long-Term Disability	117	202	400	400	1,800
602312	HDHP Aetna	2,454	—	—	—	—
602313	HSA Payflex	—	—	1,400	1,400	1,600
602400	Workers' Compensation	22,700	22,700	20,300	20,300	23,200
	Sub-Total	614,167	635,531	457,100	457,100	487,700
	Operating Expense					
603400	Contract Svc-Other	21,228	17,404	11,000	11,000	12,800
603401	Janitorial Services	20,176	14,022	17,200	17,143	17,200
603460	Landscape Services	25,123	26,637	33,300	28,108	33,300
604300	Water/Wastewater Svc	12,057	16,955	18,100	18,100	19,200
604301	Electricity Svcs	44,238	52,862	63,600	57,985	75,400
604500	Risk Internal Svcs Charge	2,500	10,700	8,800	8,800	8,200
604550	Health Ins Internal Serv Chg	25,900	14,000	13,400	13,400	7,300
604610	Fleet Internal Svcs Charge	3,200	2,900	3,800	3,800	4,600
604620	R&M Buildings	2,864	2,968	3,000	8,050	3,000
604700	Printing & Binding Svc	996	951	1,000	1,375	1,000
604857	Ansin Sporting Events	116,016	—	—	—	—
604898	Sports & Entertainment	17,674	—	—	—	—
604991	Summer Programs	3,554	2,871	4,000	3,284	4,000
604992	Recreation Activities	837	2,909	4,100	4,751	4,100
604993	Field Trips	5,939	6,185	17,880	9,880	17,880
605100	Office Supplies	1,871	1,865	2,000	2,000	2,000
605220	Vehicle Fuel-On-Site	1,588	552	1,300	1,300	1,500
605225	Equip Gas Oil & Lube	—	—	600	600	700
605230	Program Supplies	1,784	2,236	4,000	4,000	4,000
605247	Janitorial Supplies	2,379	2,497	2,500	2,500	2,500
605250	Noncap Furn (Item less 5000)	2,504	3,574	4,000	4,000	4,000
605251	Noncap Equip (Item less 5000)	2,198	490	5,000	2,979	5,000
605290	Other Operating Supplies	2,899	2,934	3,000	4,000	3,000
	Sub-Total	317,526	185,510	221,580	207,055	230,680
	Departmental Capital Outlay					
606400	Machinery & Equipment	7,485	—	—	—	—
606441	Vehicle Replacement Program	—	2,800	2,900	2,900	3,500
	Sub-Total	7,485	2,800	2,900	2,900	3,500
	Total	**$ 939,177**	**$ 823,841**	**$ 681,580**	**$ 667,055**	**$ 721,880**

Park Maintenance—001-60-608-572-

Object #	Account Description	FY 2021 Actual	FY 2022 Actual	FY 2023 Budget	FY 2023 Revised	FY 2024 Budget
	Personnel Services					
601200	Employee Salaries	$ 839,072	$ 865,500	$ 1,075,200	$ 1,075,200	$ 1,103,800
601205	Lump Sum Payout - Accrued Time	49,471	54,786	56,100	56,100	56,800
601210	Non-Pensionable Earnings	—	7,860	—	—	—
601215	Communication Stipend	6,578	7,150	7,200	7,200	11,700
601220	Longevity Pay	6,752	8,497	9,100	9,100	9,800
601400	Overtime-General	14,142	26,798	45,000	45,000	45,000
601410	Overtime-Holiday	10,474	5,618	500	10,800	10,000
602100	FICA & MICA	69,277	73,621	90,400	90,400	93,600
602210	Pension-General	160,601	158,399	115,100	115,100	140,600
602235	Pension-Senior Mgmt	16,000	16,900	55,200	55,200	23,100
602265	Pension-457	—	262	—	—	2,500
602304	Health Insurance-PPO	85,881	101,271	103,700	103,700	78,700
602305	Health Insurance-HMO	133,087	125,632	125,800	125,800	111,900
602306	Dental Insurance-PPO	4,995	6,010	6,300	6,300	5,900
602307	Dental Insurance-HMO	1,509	998	1,300	1,300	1,500
602309	Basic Life	1,857	2,489	3,100	3,100	3,300
602311	Long-Term Disability	502	1,140	1,500	1,500	6,200
602312	HDHP Aetna	20,148	25,091	9,100	9,100	14,100
602313	HSA Payflex	4,200	2,800	4,200	4,200	8,000
602400	Workers' Compensation	59,800	59,800	53,200	53,200	60,800
	Sub-Total	1,484,345	1,550,620	1,762,000	1,772,300	1,787,300
	Operating Expense					
603400	Contract Svc-Other	215,458	219,947	290,000	223,028	295,000
603460	Landscape Services	602,123	719,428	735,500	731,343	728,500
604300	Water/Wastewater Svc	125,851	136,637	135,400	135,400	172,100
604301	Electricity Svcs	176,998	244,235	282,600	266,891	334,800
604400	Leased Equipment	2,802	—	3,300	3,300	3,300
604500	Risk Internal Svcs Charge	8,100	34,600	28,300	28,300	26,500
604550	Health Ins Internal Serv Chg	59,500	32,200	30,700	30,700	30,300
604610	Fleet Internal Svcs Charge	65,000	58,300	76,100	76,100	92,600
604625	R&M Equipment	9,210	11,309	10,000	10,000	10,000
604669	Landscape & Irrigation	44,219	53,673	60,700	71,263	60,700
604671	Park Maintenance	218,256	231,178	220,000	226,941	220,000
605220	Vehicle Fuel-On-Site	24,855	49,625	37,400	37,400	41,900
605240	Uniforms Cost	3,617	4,779	7,500	6,000	7,500
605242	Protective Clothing	1,496	749	1,000	1,000	1,000
605246	Safety Equipment Supplies	1,371	1,140	1,500	—	1,500
605247	Janitorial Supplies	105	295	1,000	—	1,000
605250	Noncap Furn (Item less 5000)	9,794	14,044	15,000	15,000	18,000
605251	Noncap Equip (Item less 5000)	1,784	9,051	9,100	7,710	3,100
605252	Small Tools	1,638	214	2,000	692	2,000
605280	Chemicals	25,000	25,000	25,000	4,959	25,000
605290	Other Operating Supplies	4,705	2,427	3,500	3,500	3,500
	Sub-Total	1,601,882	1,848,831	1,975,600	1,879,526	2,078,300
	Departmental Capital Outlay					
606319	Park Improvement	—	—	—	12,472	—
606441	Vehicle Replacement Program	—	33,500	34,700	34,700	40,700
	Sub-Total	—	33,500	34,700	47,172	40,700
	Total	**$ 3,086,227**	**$ 3,432,950**	**$ 3,772,300**	**$ 3,698,998**	**$ 3,906,300**

Vizcaya Park—001-60-609-572-

Object #	Account Description	FY 2021 Actual	FY 2022 Actual	FY 2023 Budget	FY 2023 Revised	FY 2024 Budget
	Personnel Services					
601200	Employee Salaries	$ 299,968	$ 244,538	$ 314,700	$ 314,700	$ 335,400
601205	Lump Sum Payout - Accrued Time	9,201	12,029	4,600	4,600	8,600
601210	Non-Pensionable Earnings	—	6,445	—	—	—
601215	Communication Stipend	400	1,300	1,300	1,300	1,300
601220	Longevity Pay	1,032	595	600	600	600
601400	Overtime-General	5,828	16,178	12,000	12,000	12,000
601410	Overtime-Holiday	4,972	2,344	1,000	1,000	5,000
602100	FICA & MICA	24,156	20,923	25,300	25,300	27,400
602210	Pension-General	45,700	21,700	39,300	39,300	38,800
602304	Health Insurance-PPO	21,389	49,131	52,500	52,500	29,200
602305	Health Insurance-HMO	33,983	27,910	38,100	38,100	25,200
602306	Dental Insurance-PPO	852	1,147	1,600	1,600	1,200
602307	Dental Insurance-HMO	661	569	500	500	700
602309	Basic Life	429	452	900	900	1,000
602311	Long-Term Disability	121	773	400	400	1,900
602312	HDHP Aetna	5,427	2,283	—	—	7,100
602313	HSA Payflex	1,400	700	—	—	1,600
602400	Workers' Compensation	19,400	19,400	17,300	17,300	19,700
	Sub-Total	474,920	428,417	510,100	510,100	516,700
	Operating Expense					
603400	Contract Svc-Other	20,559	12,158	10,310	22,930	10,310
603401	Janitorial Services	11,249	15,726	20,840	17,940	20,840
603460	Landscape Services	18,684	56,862	57,200	56,862	57,200
604300	Water/Wastewater Svc	7,681	9,276	8,800	8,800	10,000
604301	Electricity Svcs	32,036	43,386	49,600	49,600	58,800
604500	Risk Internal Svcs Charge	2,200	9,400	7,700	7,700	7,200
604550	Health Ins Internal Serv Chg	11,500	6,200	6,000	6,000	8,800
604610	Fleet Internal Svcs Charge	8,200	7,400	9,700	9,700	11,800
604620	R&M Buildings	8,998	1,561	3,000	1,000	3,000
604625	R&M Equipment	—	499	800	680	—
604700	Printing & Binding Svcs	500	498	500	500	500
604920	License & Permit Fees	250	175	250	250	250
604991	Summer Programs	—	6,085	8,000	8,000	8,000
604992	Recreation Activities	2,200	2,901	4,200	3,955	4,200
604993	Field Trips	—	6,134	17,880	13,880	17,880
605100	Office Supplies	1,972	1,874	2,000	2,000	2,000
605220	Vehicle Fuel-On-Site	3,286	2,419	3,200	3,200	3,600
605230	Program Supplies	2,015	3,369	3,500	2,500	3,500
605247	Janitorial Supplies	2,492	2,479	2,500	3,368	2,500
605250	Noncap Furn (Item less 5000)	—	6,459	5,000	5,000	2,000
605251	Noncap Equip (Item less 5000)	3,265	20,464	7,700	7,352	10,700
605280	Chemicals	189	—	5,000	4,818	5,000
605290	Other Operating Supplies	6,186	3,715	3,000	645	3,000
	Sub-Total	143,461	219,040	236,680	236,680	251,080

Vizcaya Park—001-60-609-572-

Object #	Account Description	FY 2021 Actual	FY 2022 Actual	FY 2023 Budget	FY 2023 Revised	FY 2024 Budget
	Departmental Capital Outlay					
606210	Building Renovation	23,541	4,995	—	—	—
606319	Park Improvement	—	—	—	8,464	—
606400	Machinery & Equipment	7,485	—	—	—	—
606441	Vehicle Replacement Program	—	3,200	3,500	3,500	4,000
	Sub-Total	31,026	8,195	3,500	11,964	4,000
	Total	**$ 649,406**	**$ 655,652**	**$ 750,280**	**$ 758,744**	**$ 771,780**

Vizcaya Park Science Camp Group Project

Miramar Regional Park Amphitheater—001-60-610-572-

Object #	Account Description	FY 2021 Actual	FY 2022 Actual	FY 2023 Budget	FY 2023 Revised	FY 2024 Budget
	Personnel Services					
601200	Employee Salaries	$ —	$ —	$ —	$ —	$ 91,200
602100	FICA & MICA	—	—	—	—	7,000
602210	Pension-General	—	—	—	—	16,700
602305	Health Insurance-HMO	—	—	—	—	8,400
602306	Dental Insurance-PPO	—	—	—	—	400
602309	Basic Life Insurance	—	—	—	—	300
602311	Long-Term Disability Ins	—	—	—	—	500
	Sub-Total	—	—	—	—	124,500
	Operating Expense					
603190	Prof Svcs-Other	749,593	688,365	697,064	737,493	785,640
603400	Contract Svcs-Other	200,998	77,918	152,000	134,800	146,500
603401	Janitorial Svcs	—	—	15,000	4,675	17,000
603474	Holsen Concessions Buyout	—	—	—	66,500	150,000
604100	Communication Svcs	29,416	8,976	16,000	16,000	16,000
604301	Electricity Svcs	11,710	20,297	19,500	19,500	20,700
604400	Leased Equipment	3,408	7,439	4,000	4,000	4,000
604920	License & Permit Fees	542	542	1,000	800	1,000
605290	Other Operating Supplies	24,570	44,120	30,000	30,000	30,000
	Sub-Total	1,020,237	847,658	934,564	1,013,768	1,170,840
	Departmental Capital Outlay					
606400	Machinery & Equipment	—	304	—	36,440	—
	Sub-Total	—	304	—	36,440	—
	Total	**$ 1,020,237**	**$ 847,962**	**$ 934,564**	**$ 1,050,208**	**$ 1,295,340**

Object #	Account Description	Justification
Revenue		
347210	Summer Program	This account is to account for revenues from Parks and Cultural Affairs summer camp tuition fees.
347260	Contracted Prog-MYEC	City's revenue collected from contractual classes and programs offered at the City's various Park locations and Social Services programs, such as programs at Miramar Youth Enrichment Center, Sunset Lakes, Mir Regional Park, Aquatics-West, Ansin, Athletics and Vizcaya Park, as well as funds received from Broward County for the provision of senior transportation to seniors who are physically unable to access normal modes of public transportation to a nutritional site.
347270	Admission Fees	Admission fees for weekends and holidays at Regional Park and Ansin Sports Complex.
347271	Aquatic Fees	Fees for swimming-class registrations and pool admission as well as Funbrella rentals at Miramar Regional Aquatic Complex and Miramar Aquatic Center.
347280	Rec Activities-MYEC	Yearly membership fees to utilize facility amenities such as game room, weight room and computer labs at the Miramar Youth Enrichment Center, Sunset Lakes, Ansin and Vizcaya Park.
347284	Rec Activities-Track Meet	Athlete registrations for track meets at Ansin Sports Complex.
347285	Rec Activities-Parking Fees	Fees collected from events through Rentals, Special Events, and Agreements at the City's various Parks locations.
347296	Athletic Programs	This revenue provides support to the Athletics Program, competitions & events.
347299	Holiday Camps	Winter and Spring Camp registration fees at the Miramar Youth Enrichment Center, Ansin Sports Complex, Aquatic Complex and Vizcaya Park.
347309	General Concessions	Concession vendor registration fees collected for events at Ansin Sports Complex and Regional Park.
347337	Group Sales Svcs Fee	Fees collected from tickets for Afro Carib Event through various ticket vendors.
347339	Ticket Sales	Revenue from ticket sales at various City facilities and events.
347351	Merchandise Sales	Fees collected from sale of Afro Carib Event memorabilia.
347405	Special Events Fees	Vendor registration and application fees for private-promoter events.
347410	Vendor Registration & Sponsors	Vendor registration fees and sponsorships for City special events.
362100	Rental Revenue - MYEC	Rental revenue received from private rentals at the Miramar Youth Enrichment Center, Sunset Lakes, Ansin, Vizcaya Park, and Regional Park (pavilions and Fields) and Multi-Service Center and for Miramar Regional Park Amphitheater rentals.
362200	Rental-Park Fields	Revenue received from pavilion and field rentals at various City Parks (excludes the Miramar Regional Park).
362204	Rental-Amphitheater	Rental revenue received from private rentals at the Miramar Youth Enrichment Center, Sunset Lakes, Ansin, Vizcaya Park, and Regional Park (pavilions and Fields) and Multi-Service Center and for Miramar Regional Park Amphitheater rentals.
362301	Bldg Rental-General	Revenue received from pavilion and field rentals at various City Parks (excludes the Miramar Regional Park).
381163	Trfr Fr State & Cty Grant Fund	This transfer relates to funds designated by Area Agency on Aging for the Local Services Program (LSP), Children Services Council of Broward County, and Broward County Swim Central Grant program.
Expense		
601400	Overtime-General	The cost for coverage for emergencies and unanticipated personnel shortages for GAME employees.
601402	Overtime-Special Events	This represents overtime generated from the development and management of City sponsored special events, community initiatives and private/third party events held in Parks. Total includes FY24 Above Base Request of $50,000.
601410	Overtime-Holiday	This represents the cost of holiday pay when employees work on a City observed holiday either due to an event or park/facility being opened, mostly during the summer months when usage is in high demand (Labor Day, July 4th and Memorial Day). Total includes FY24 Above Base Request of $45,000.
603140	New Hire Screening	This cost is associated with level II background screenings required for all new hires.
603141	Existing Employee Screening	This cost is associated with level II background screenings for current employees, which is required every 2 years.
603190	Prof Svcs-Other	Professional consulting services and professional services including: Athletic Event Professional Services $25,720 Appraisals for Impact Fees $10,000 Miramar Regional Park Amphitheater Operating Budget $785,640

Object #	Account Description	Justification
603400	Contract Svc-Other	This line item provides funding for services procured by contract such as: Honey shine Mentoring Program $43,000 Locksmith services $5,200 Plaza Zumba Instructor $3,000 Pest control $11,100 Burglar & Fire Alarm Services $6,705 Bee Removal Services $500 Weight room equipment servicing and maintenance $5,500 Storage Unit $9,000 Annual buffing and deep cleaning of facility floors $8,000 Thor Guard maintenance (lighting detection system) $12,575 Bay & Roll Down Door & Audio Equipment Maintenance $1,000 Kitchen Maintenance Exhaust System $4,500 Generator Maintenance $1,750 Electrical/Mechanical Services $109,400 Gas Supply Services$10,000 Field Lighting Services $6,000 Mulching Services $40,000 Sand Supply Services $20,000 Sod Supply Services $65,000 Pond Restocking $1,050 Aquatics Pumping System/Heating System Services $13,080 Welding & Fabrication Services $47,000 Irrigation Pump System Services $25,600 Skate Park Maintenance $5,000 Amphitheater: Management services $65,000 Management Revenue Incentive $25,000 Tent Suspension Maintenance Services $25,000 Appetize POS contract $12,000 Parking Services Events $7,500
603401	Janitorial Services	Contracted janitorial services for the City's park facilities and restrooms.
603404	Air Condition Services	HVAC equipment repairs and maintenance for various parks facilities.
603460	Landscape Services	This line provides funding for the contracted maintenance of park green spaces and fields, including mowing, trimming, pesticide/herbicide treatment, cleaning and irrigation services. The following parks will be maintained by the contracted vendors with this funding: Vernon E. Hargray Youth Enrichment Center $15,500, Sunset Lakes Community Center $60,480, Miramar Regional Park $136,880, Ansin Sports Complex $33,300, Forzano and Silver Lakes Sports Complex $341,300, 19th Street Park, Beauty and Beekman Park, Bernard Park, Miramar Isles Park, Progress Park, Sawyer Park, Sheraton Park, Veterans Memorial Park, Huntington Entrance, Miramar Aquatic Complex, Country Club Ranches, Harbour Lakes Park, Island Park, Silver Lakes Tennis Complex, and Lakeshore Park $146,100, Miramar Athletic Park, Perry Wellman Field, Linear North and South Park, Civic Center Park, Silver Shores Park, Huntington North & South, Flamingo Estates, Monarch Lakes Park, Shirley Branca Park, Fairway Park and River Run Park $ 233,100, Forcina Park $8,000, and Vizcaya Park $57,200.
603474	Holsen Concessions Buyout	This represents the costs for Holsen Concessions Buyout.
604001	Travel & Training	Travel and training expenses for various divisions in Parks such as Athletics, Recreation, Special Events, Maintenance and other related activities and programs.
604100	Communication Svcs	Cost of City issued cellular phones assigned to supervisors, managers, coordinators and any other employee needing cell phone access to perform functions. This also includes the communication cost for any vehicle with installed GPS tracking.
604200	Postage	This represents costs for the Department's special mailings, bulk mailings, certified mail, UPS and FedEx.
604300	Water/Wastewater Svc	This represents the cost of water and wastewater usage for the facilities.
604301	Electricity Svcs	This account represents allocated costs for electricity usage.
604400	Leased Equipment	This represents the costs for leasing necessary equipment that the city does not have and would seldom use to complete maintenance tasks. Leasing equipment saves capital dollars since the City will only pay for the time equipment will be used. The leased equipment will be bucket trucks, loaders and other necessary equipment for Miramar Regional Park. In addition, Ansin Sports Complex will lease a track scrubber as well as additional bleachers as needed for events with an increased spectator expectation.
604500	Risk Internal Svcs Charge	This is a restricted account for allocated property and liability insurance premiums as provided by HR-Risk Management.
604550	Health Ins Internal Serv Chg	Funds the City's wellness program that encourage employees to adopt healthy habits through education, incentives and an on-site clinic.
604610	Fleet Internal Svcs Charge	This account represents costs associated with repair and maintenance of city vehicles.

Object #	Account Description	Justification
604620	R&M Buildings	This line item represents funding for minor repairs and maintenance of the Parks and Recreation Buildings/Facilities. Funding is needed for annual maintenance including Re-varnishing-Basketball Gyms, Multipurpose Rm, Aerobics Rm & Boxing Rm floors $7,500, Basketball Gymnasium Maintenance & Repairs $5,500, parking lot fixtures/LED lighting $6,500, plumbing fixtures $4,000, ceiling tile replacement $1,000, elevator maintenance $500, and miscellaneous building parts and supplies $7,000.
604625	R&M Equipment	Repair and maintenance of operating equipment located in the City's facilities including items such as utility carts, pressure washers, gym equipment, mowers, spray machines, etc.
604668	R&M Aquatics	Repair and maintenance needs for the Regional Aquatics Complex (West) and the Miramar Aquatics Complex (East).
604669	Landscape & Irrigation	Repairs and supplies to address irrigation systems at all parks. Irrigation pump repairs and maintenance $67,900 Monthly Irrigation Wet Checks $6,600 Irrigation Services Monthly $17,100 Replacement irrigation parts (PVC pipe, valves, sprinkler heads) $9,600 Mulch $9,500 Sod/Palm/Shrub pruning/River Rock/Palm Trees $13,000 Aquatic centers plant bed replenishing materials $5,500
604671	Park Maintenance	This represents the cost to maintain facilities by in house staff.
604700	Printing & Binding Svc	This cost is for printing and binding brochures, calendars, flyers, permits, manuals, registration forms and parent handbooks.
604830	Art Festival	This line item is for the Art Festival.
604834	Black British Celebration	This line item is for the costs associated with Black British Celebration.
604835	Reggae Month	This line item is for the costs associated with Reggae Month.
604839	Memorial Day	This line item is for observance of the Memorial Day holiday.
604840	September 11 Memorial	This line item is for the September 11 Memorial event.
604841	Men's Summit	This line item is for the Men's Summit.
604842	Latin Music Festival	This line item is for the Latin Music Festival.
604843	Juneteenth Event	This line item is for the Juneteenth Event.
604844	Halloween at River Run Event	This line item is for the Halloween at River Run Event.
604845	Afro-Carib Festival	Funding for the Afro-Caribbean Event.
604848	Easter Eggstravaganza	This line item is for the Easter Eggstravaganza Event.
604849	Miramar NACAC New Life Inv.	This line item is for the Miramar NACA New Life Invitational.
604851	Holiday Tree Lighting	For Holiday Lighting Event.
604853	Independence Day-4th of July	July 4th Celebration. This total includes FY24 Above Base Request of $25,000.
604855	Caribbean Amer. Heritage Celeb	This line item is for the Caribbean American Heritage Event.
604857	Athletic Sporting Events	Cost associated to carry out a variety of sporting events at the Ansin Sports Complex such as track, soccer, football, etc. This total includes FY24 Above Base Request of $40,000.
604858	Black History Celebration	This line item is for the Black History Celebration Event.
604861	Holiday Decorations (5 sites)	Citywide Holiday Decorations to decorate City Hall and other locations in the City in celebration of the Holidays, promoting a festive & brilliant season. The FY24 approved budget is $250,000. This includes FY24 Above Base Request of $150,000.
604867	ShirleyBrancaGoodVibesConcerts	Fall Festival @ Shirley Branca Park.
604875	Citizenship Drive	This line item is for the Citizenship Drive.
604876	Turkey Giveaway & Health Fair	This line item is for the Turkey Giveaway & Health Fair.
604877	Back to School Bash	This line item is for the Back to School Event.
604878	Haitian Heritage	This line item is for the Haitian Heritage Event.
604879	Burger & Brew	Burger & Brew Event.
604882	Martin Luther King Parade&Even	This line item is for the Martin Luther King Parade & Event.
604883	Veteran's Day	Veterans' Day.
604886	Jamaican Independence Day	This line item is for the Jamaican Independence Day Event.
604890	Special Events-Other	Teen Advisory Board (Prog. 100); Sports & Media Summit (Prog. 605), Other events identified with Project codes as requested. This total includes FY24 Above Base Request of $80,000.
604894	Women's Empowerment	This line item is for the Women's Empowerment event.
604895	New Year's Eve Gala	This line item is for the New Year's Eve Gala.
604897	Miramar Family Night	This line item is for Miramar Family Night.

Object #	Account Description	Justification
604898	Sports & Entertainment	Funding for various Sports & Entertainment Events.
604900	Kite Festival	This line item is for the Kite Festival.
604910	Advertising Costs	This cost is associated with advertising of Department's Ordinances as required through the City Clerk's office.
604920	License & Permit Fees	This line item represents funding for: Annual license/permit fees to meet regulatory requirements for aquatic operations for the wheelchair pool lifts, splash pad, wading pool, and water playground $2,525 Liquor license $300 Health Food License $700 at Regional Park Amphitheater
604989	IT Internal Svcs Charge	This account is for technology related costs such as leased computers, internet, intranet, land lines, network, telephone, software licenses, database needs and support services.
604991	Summer Programs	This includes costs related to the summer camp programs and include equipment, supplies, special guests, field trips and transportation.
604992	Recreation Activities	This includes costs related to contractual classes, teacher planning days, holiday camp, family programming, field trips and special events.
604993	Field Trips	Cost of field trips for Summer Camp, Winter Camp and Spring Camp participants as well as other programming such as the Dream Big Mentor Program and the Teen Advisory Board.
604994	Athletic Activities	This line item provides supplies, uniforms, officials and equipment for the following programs: Adult Softball, Youth Basketball, Flag Football, Adult Soccer and Tennis programs run by the City.
604998	Contingency	This account represents contingency funds for unexpected occurrences.
605100	Office Supplies	This represents the costs for general desktop supplies for the department.
605220	Vehicle Fuel-On-Site	This account covers the cost of gas and oil used for city vehicles as provided by PW-Fleet Maintenance.
605225	Equip Gas Oil & Lube	This account is used for gas, oil and lube for generator and other equipment. Public Works Department provided the budgeted amount.
605230	Program Supplies	This represents the cost of general supplies needed for a variety of programs and meetings to include games, replacement parts for game rooms, educational supplies, paper goods, etc.
605240	Uniforms Cost	These costs represent the purchase of uniforms for staff, recreational and athletics program participants as well as uniform service for maintenance and other divisions.
605242	Protective Clothing	This cost is for clothing and/or items provided for protective purposes such as rubber apron, work gloves, eye protection, masks etc.
605246	Safety Supplies	Safety vests, Rescue tubes, First aid supplies $1550 Caution tape, Flashing barricade lights, Reflective Cones $500 Fire extinguishers $150 Rubber boot covers, Rain gear $650 Earplugs and protective goggles $600
605247	Janitorial Supplies	Supplies needed to clean, sanitize, and restock for events at Park facilities not covered by the contracted janitorial services.
605250	Noncap Furn (Item less 5000)	Purchase & replace furniture-new benches, tables & chairs at various facilities for classrooms, multipurpose rooms, front lobby areas, and staff lounges $14,500 Replace pool furniture East & West Aquatic facilities incl, chaise lounge chairs for the pool decks & Funbrellas $15,000 Purchase pavilion furniture/fixtures incl, players benches, bleachers, picnic benches, waste receptacles, & BBQ grills $33,500
605251	Noncap Equip (Item less 5000)	Purchase new weight room equip: Leg Press 1, Treadmill, 1 Elliptical Machine, Dumbbells & Benches, and 1 Smith Machine $14,500 New Splash Pad Fixtures, Pool Pump & Vacuum, New Aqua-Bike $5,400 New Trash Cans, BBQ Grill, Sanitizing Stations, Water Bottle Filling Stations, and Heated Pressure Washing Machine, $15,300 New Zero Turn Mower $4,500 New Event Equipment tents & chairs $5,000 New Track Equipment i.e., Long Jump Boards, Hurdles, Blocks, & Dollies $15,000 New Field Equipment i.e., Soccer Goals, Scoreboards $6,100
605252	Small Tools	Costs associated with miscellaneous small tools such as screwdrivers, wrenches, and trimmers.
605280	Chemicals	The cost is for fertilizers, pesticides, herbicides, drying agents, dyes, defamers, cleaners and sanitary agents needed to maintain Miramar Regional Park, as well as chemicals necessary for the aquatic facilities, and Vizcaya Park.
605285	Lab Supplies	Laboratory supplies for water quality testing at the City's aquatic complexes.
605290	Other Operating Supplies	This cost is for all supplies that need to be replaced or single use items such as: brooms, mops, trash can liners, miscellaneous pool supplies, nails, wood, etc. As well as the cost for procuring alcohol to sell during events/activities at the Amphitheater concession .
605292	Aquatic Supplies	This amount is for cost of all aquatic supplies needed such as life savers, pool poles, hardware for picnic tables and lifeguard chairs, etc.

Object #	Account Description	Justification
605410	Subscriptions & Memberships	Memberships include: Florida Recreation and Parks Association (FRPA) $2500 National Recreation and Parks Association $500
605510	Tuition Reimbursement	Financial assistance for full time employees seeking a degree from a college or university. Education must be related to the employee's position or serve to enhance the employee skills and knowledge. Cost covers tuition, books and any applicable lab fees.
606400	Machinery & Equipment	This account is used for purchase and repair of Machinery and Equipment. Total amount includes FY24 Above Base Request of $40,000.
606441	Vehicle Replacement Program	This budgeted amount is for escrow for future vehicle replacements.

Social Services

Mission

To improve and enhance the quality of life for individuals of all ages in the City of Miramar by providing comprehensive social service programs and services.

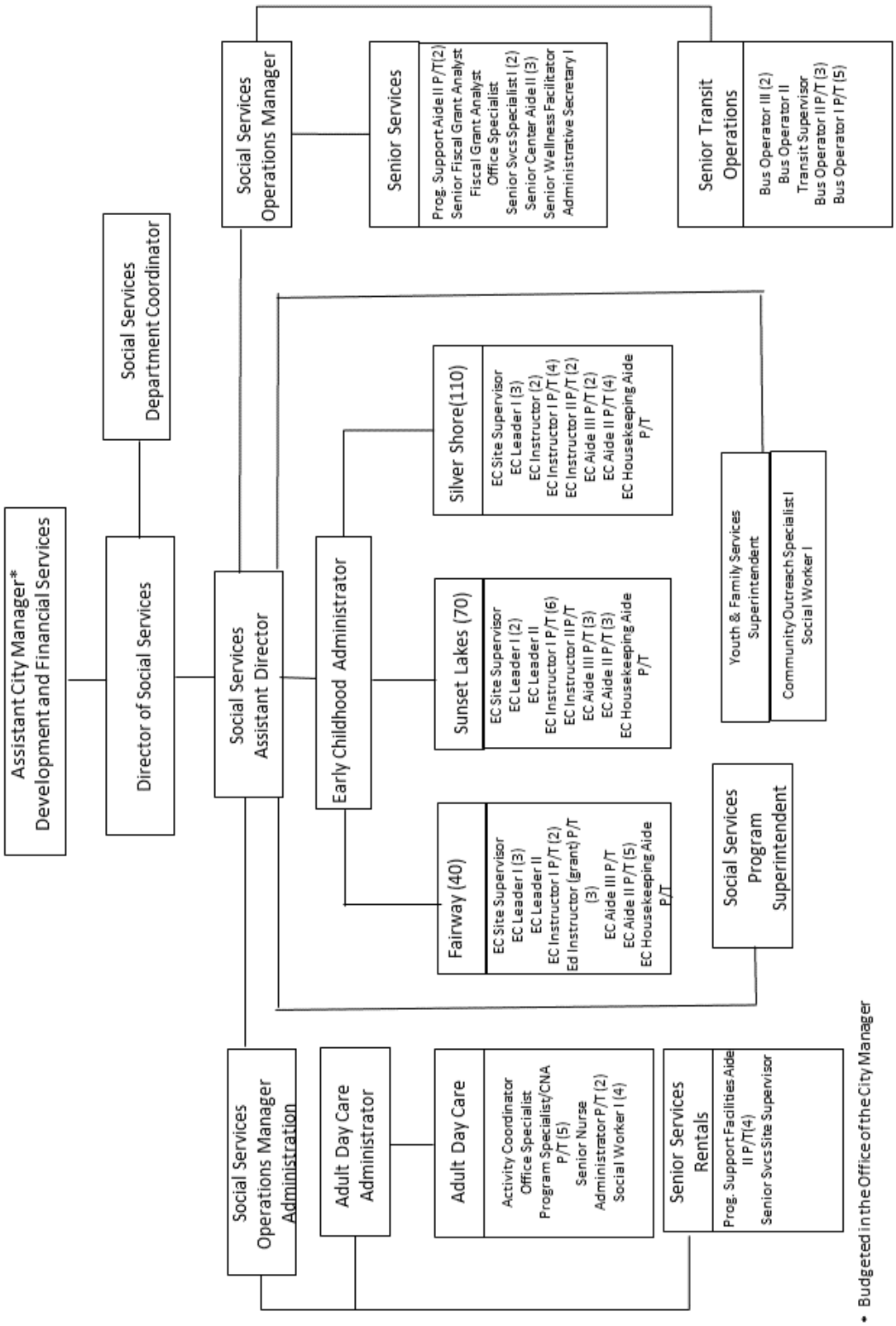
Assistant City Manager* Development and Financial Services
Director of Social Services
Social Services Department Coordinator
Social Services Assistant Director
Social Services Operations Manager
Senior Services
Prog. Support Aide II P/T(2)
Senior Fiscal Grant Analyst
Fiscal Grant Analyst
Office Specialist
Senior Svcs Specialist I (2)
Senior Center Aide II (3)
Senior Wellness Facilitator
Administrative Secretary I
Senior Transit Operations
Bus Operator III (2)
Bus Operator II
Transit Supervisor
Bus Operator II P/T (3)
Bus Operator I P/T (5)
Early Childhood Administrator
Silver Shore(110)
EC Site Supervisor
EC Leader I (3)
EC Instructor (2)
EC Instructor I P/T (4)
EC Instructor II P/T (2)
EC Aide III P/T (2)
EC Aide II P/T (4)
EC Housekeeping Aide P/T
Sunset Lakes (70)
EC Site Supervisor
EC Leader I (2)
EC Leader II
EC Instructor I P/T (6)
EC Instructor II P/T
EC Aide III P/T (3)
EC Aide II P/T (3)
EC Housekeeping Aide P/T
Fairway (40)
EC Site Supervisor
EC Leader I (3)
EC Leader II
EC Instructor I P/T (2)
Ed Instructor (grant) P/T (3)
EC Aide III P/T
EC Aide II P/T (5)
EC Housekeeping Aide P/T
Youth & Family Services Superintendent
Community Outreach Specialist I
Social Worker I
Social Services Program Superintendent
Social Services Operations Manager Administration
Adult Day Care Administrator
Adult Day Care
Activity Coordinator
Office Specialist
Program Specialist/CNA P/T (5)
Senior Nurse Administrator P/T (2)
Social Worker I (4)
Senior Services Rentals
Prog. Support Facilities Aide II P/T(4)
Senior Svcs Site Supervisor
* Budgeted in the Office of the City Manager

Department Overview

The Social Services Department provides comprehensive social services programs. This department provides early childhood education and childcare services for preschool and elementary-aged children, operates two senior centers for persons 60 years old and older as well as an adult day care center that serves clients 18 years old and older. Additional services include information and referral, and youth and family community outreach.

As indicated in the Position Detail, this department has 77 budgeted positions, 47 full-time and 60 (30 FTEs) part-time employees. The five (5) programs provided by Social Services are:

1. Administration
2. Senior Services
3. Adult Daycare Center
4. Childcare Services
5. Youth and Family Outreach Program

FY 2023 Accomplishments

- The Southcentral/Southeast Focal Point Adult Day Care has completed their 2023 Agency for Health Care Administration audit with no findings.
- The Southcentral/Southeast Focal Point Adult Day Care has successfully partnered with Utica College of Nursing students to complete quarterly their rotations at ADC.
- The Miramarvels Early Childhood Academy Voluntary Pre-Kindergarten (VPK) class has successfully surpassed the minimum State required scores for Classroom Assessment Scoring System (CLASS) Assessments at all childcare centers.
- The Silver Shores playground Phase I & II has been completed. Phase III is in process with target completion in FY 2023.
- Social Services Youth And Family Services Outreach held their second Community Resource Fair. The Resource Fair had over 40 vendors that provided health screenings, as well as various resources to address unemployment, mental health, housing instability, and food instability to over 300 families.
- The Internal Revenue Services (IRS) Volunteer Income Tax Assistance (VITA) Program provided free income tax preparation services at the Multi-Service Complex.
- Social Services Youth and Family Services Outreach has partnered with Goodman Jewish Family Services and Farm Share for monthly food distributions. To date, this partnership has provided food to more than 2,500 families.
- Youth and Family Outreach has partnered with Miramar and Everglades High School to provide Behavioral Health Services. This program serves middle school students at the Multi-Service Complex.

FY 2024 Goals

- Utilize GIS mapping to identify and target households and residents for social services program provision.
- Re-establish the Multi-Service Complex as a community center that serves as an activity hub for residents.
- Miramar Multi-Service Technology Access Center (MMTAC) Expansion.
- Rollout Social Services support as a resource for City of Miramar employees and their families.

Program Revenues, Expenditures and Positions Summary

	FY 2021 Actual	FY 2022 Actual	FY 2023 Budget	FY 2023 Revised	FY 2024 Budget
Dedicated Revenues					
Senior Services	$ 290,269	$ 521,790	$ 752,155	$ 968,862	$ 761,005
Adult Daycare Center	42,101	147,138	245,983	637,297	257,950
Childcare Services	821,710	1,186,700	1,449,179	1,920,440	1,480,661
Total	**$ 1,154,081**	**$ 1,855,627**	**$ 2,447,317**	**$ 3,526,599**	**$ 2,499,616**
Expenditures by Program					
Administration	$ 784,932	$ 866,768	$ 1,049,750	$ 1,121,850	$ 1,303,750
Senior Services	2,728,359	2,903,819	3,257,404	3,221,314	2,902,104
Adult Daycare Center	435,244	745,764	904,400	881,000	921,600
Youth and Family	—	—	—	—	324,900
Childcare Services	3,006,800	3,001,682	3,385,564	3,213,854	3,449,264
Total	**$ 6,955,335**	**$ 7,518,033**	**$ 8,597,118**	**$ 8,438,018**	**$ 8,901,618**
Expenditures by Category					
Personnel Services	$ 5,494,660	$ 5,631,197	$ 6,498,500	$ 6,117,300	$ 6,767,700
Operating Expense	1,370,679	1,783,357	1,879,118	2,089,118	1,910,718
Capital Outlay	—	28,200	21,100	21,100	24,800
Grants & Aids	89,996	75,278	198,400	210,500	198,400
Total	**$ 6,955,335**	**$ 7,518,033**	**$ 8,597,118**	**$ 8,438,018**	**$ 8,901,618**
Positions by Program					
Administration	5.00	4.00	4.00	4.00	5.00
Senior Services	28.00	29.00	28.00	29.00	23.00
Adult Daycare Center	6.50	10.50	9.50	8.50	10.50
Youth and Family	—	—	—	—	3.00
Childcare Services	38.50	36.00	35.50	35.50	35.50
Total	**78.00**	**79.50**	**77.00**	**77.00**	**77.00**

Position Detail	FY 2021 Actual	FY 2022 Actual	FY 2023 Budget	FY 2023 Revised	FY 2024 Budget
Activity Coordinator	1.00	1.00	1.00	1.00	1.00
Administrative Coordinator	1.00	1.00	—	—	—
Administrative Secretary I	1.00	1.00	1.00	1.00	1.00
Adult Day Care Administrator	—	1.00	1.00	1.00	1.00
Adult Day Care Superintendent	1.00	—	—	—	—
Assistant Director of Social Services	—	1.00	1.00	1.00	1.00
Bus Operator I/II - Part-time (8)	4.50	4.00	4.00	4.00	4.00
Bus Operator II	2.00	2.00	2.00	1.00	1.00
Bus Operator III	2.00	1.00	1.00	2.00	2.00
Community Outreach Specialist I	—	1.00	1.00	1.00	1.00
Community Services Department Coordinator	1.00	—	—	—	—
Community Services Operations Manager	2.00	—	—	—	—
Community Services Operations Specialist	1.00	—	—	—	—
Community Services Program Manager	1.00	—	—	—	—
Community Services Program Superintendent	1.00	—	—	—	—
Department Coordinator	—	1.00	1.00	1.00	1.00
Director of Community Services	1.00	—	—	—	—
Director of Social Services	—	1.00	1.00	1.00	1.00
Early Childcare Site Supervisor	4.00	3.00	3.00	3.00	3.00
Early Childhood Administrator	—	—	—	1.00	1.00
Early Childhood Aide II - Part-time (12)	6.00	6.00	6.00	6.00	6.00
Early Childhood Aide III - Part-time (6)	3.00	3.00	3.00	3.00	3.00
Early Childhood Housekeeping Aide - Part-time (3)	1.50	1.50	1.50	1.50	1.50
Early Childhood Instructor	4.00	2.00	2.00	2.00	2.00
Early Childhood Instructor I - Part-time (12)	6.00	6.50	6.00	6.00	6.00
Early Childhood Instructor II - Part-time (3)	1.50	1.50	1.50	1.50	1.50
Early Childhood Leader I	8.00	8.00	8.00	8.00	8.00
Early Childhood Leader II	2.00	2.00	2.00	2.00	2.00
Early Childhood Superintendent	1.00	1.00	1.00	—	—
Educational Instructor - Part-time (After School) (3)	1.50	1.50	1.50	1.50	1.50
Family Services Superintendent	—	1.00	1.00	1.00	1.00
Fiscal Grant Analyst	—	—	—	1.00	1.00
Fiscal Grant Management Clerk I	1.00	1.00	1.00	—	—
Fiscal Grant Management Clerk II	2.00	2.00	2.00	—	—
Food & Beverage Operations Supervisor	—	1.00	—	—	—
Office Specialist	1.00	2.00	2.00	2.00	2.00
Program Specialist/C N A - Part-time (5)	2.50	2.50	2.50	2.50	2.50
Program Support Aide II - Part-time (2)	2.00	1.50	1.50	1.00	1.00
Program Support Facilities Aide II	—	1.00	1.00	—	—
Program Support Facilities Aide II - Part-time (4)	0.50	0.50	0.50	2.00	2.00
Senior Center Aide II	2.00	2.00	2.00	3.00	3.00
Senior Fiscal Grant Analyst	—	—	—	1.00	1.00
Senior Nurse Administrator - Part-time (2)	1.00	1.00	1.00	1.00	1.00
Senior Services Site Supervisor	1.00	1.00	1.00	1.00	1.00
Senior Services Specialist I	2.00	2.00	2.00	2.00	2.00
Senior Wellness Coordinator	1.00	1.00	1.00	—	—
Senior Wellness Facilitator	—	—	—	1.00	1.00
Social Services Operations Manager	—	2.00	2.00	2.00	2.00
Social Services Program Superintendent	—	1.00	1.00	1.00	1.00
Social Worker I	3.00	4.00	4.00	5.00	5.00
Social Worker II	—	1.00	1.00	—	—
Transit Supervisor	1.00	1.00	1.00	1.00	1.00
Total FTE's	**78.00**	**79.50**	**77.00**	**77.00**	**77.00**

Social Services Balanced Scorecard

Measures	Objectives	Series Status	FY 2022 Actual	FY 2023 Actual	FY 2024 Goal
Number of unduplicated enrolled in VPK annually	Maintain enrollment at 100%	Q4 Actual	86%	81.00	
		YTD Actual	61%	85.50	
		EOY Target	81%	220.00	220.00
		% Target	76.23%	38.60%	
		% Goal	100.00%	100.00%	
Number of unduplicated enrolled in MOST annually	Maintain enrollment at 100%	Q4 Actual	70.00	50.00	
		YTD Actual	46.75	55.00	
		EOY Target	50.00	50.00	50.00
		% Target	93.50%	110.00%	
		% Goal	100.00%	100.00%	
Number of Unduplicated Enrollment in Senior Services	To expand programming	Q4 Actual	963.00	1,034.00	
		YTD Actual	932.25	739.00	
		EOY Target	800.00	800.00	800.00
		% Target	116.53%	92.38%	
		% Goal	100.00%	100.00%	
Total Number of Senior Transportation Segments	Increase the availability of senior transportation and support seniors ability to live independently	Q4 Actual	6,838.00	7,752.00	
		YTD Actual	22,152.00	32,135.00	
		EOY Target	40,000.00	40,000.00	40,000.00
		% Target	55.38%	80.34%	
		% Goal	100.00%	100.00%	
Number of unduplicated enrollments in Adult Day Care	Increase census in the Adult Daycare Program	Q4 Actual	6.00	3.00	
		YTD Actual	53.00	42.00	
		EOY Target	40.00	40.00	30.00
		% Target	132.50%	105.00%	
		% Goal	100.00%	100.00%	
Number of Meals Served Through the Early Childhood Program	Develop good eating habits in children that will last throughout the years	Q4 Actual	32,154.00	21,535.00	
		YTD Actual	97,184.00	118,724.00	
		EOY Target	70,000.00	70,000.00	70,000.00
		% Target	138.83%	169.61%	
		% Goal	100.00%	100.00%	

Social Services Balanced Scorecard

Measures	Objectives	Series Status	FY 2022 Actual	FY 2023 Actual	FY 2024 Goal
Meets budget target - Expenses	Finances	Q4 Actual	$2,253,730.33	$2,290,452.00	
		YTD Actual	$7,518,032.76	$8,156,026.00	
		EOY Target	$8,249,393.00	$8,597,118.00	$8,901,618.00
		% Target	91.13%	94.87%	
		% Goal	100.00%	100.00%	
Meets projected target - Expenses	Finances	Q4 Actual	$2,253,730.33	$2,290,452.00	
		YTD Actual	$7,518,032.76	$8,156,026.00	
		EOY Target	$8,445,218.00	$8,388,366.00	$8,901,618.00
		% Target	89.02%	97.23%	
		% Goal	100.00%	100.00%	
Meets budget target - Revenues	Finances	Q4 Actual	$558,491.23	$449,858.00	
		YTD Actual	$1,855,627.45	$2,491,095.00	
		EOY Target	$2,626,497.93	$3,526,599.00	$2,499,616.00
		% Target	70.65%	70.64%	
		% Goal	100.00%	100.00%	
Meets projected target - Revenues	Finances	Q4 Actual	$558,491.23	$449,858.00	
		YTD Actual	$1,855,627.45	$2,491,095.00	
		EOY Projection	$2,447,317.00	$3,289,725.00	$2,499,616.00
		% Target	75.82%	75.72%	
		% Goal	100.00%	100.00%	
Provide at least 1500 Hours of Department Wide Training	Develop and increase skill levels of all Community Services staff	Q4 Actual	444.75	586.50	
		YTD Actual	1,591.50	3,805.15	
		EOY Target	1,500.00	1,500.00	1,500.00
		% Target	106.10%	253.68%	
		% Goal	100.00%	100.00%	
Provide at least 400 Hours of Department Wide Cross Training	Provide cross training to have adequate staff to combat attrition	Q4 Actual	23.50	143.00	
		YTD Actual	548.00	451.25	
		EOY Target	500.00	400.00	400.00
		% Target	109.60%	112.81%	
		% Goal	100.00%	100.00%	

Social Services Balanced Scorecard

Measures	Objectives	Series Status	FY 2022 Actual	FY 2023 Actual	FY 2024 Goal
Provide 50 hours of Leadership Training	Develop training to management & supervisory staff	Q4 Actual	—	40.00	
		YTD Actual	96.50	89.50	
		EOY Target	50.00	50.00	50.00
		% Target	193.00%	179.00%	
		% Goal	100.00%	100.00%	
Number of new activities offered at Adult Day Care	Improve and maintain social skills through specific activities	Q4 Actual	14.00	14.00	
		YTD Actual	55.00	55.00	
		EOY Target	40.00	50.00	50.00
		% Target	137.50%	110.00%	
		% Goal	100.00%	100.00%	
Number of Meals Served in Senior Services and Adult Day Care Program	Continue to ensure that adequate nutrition and dietary needs are being met	Q4 Actual	2,236.00	5,163.00	
		YTD Actual	7,220.00	16,050.00	
		EOY Target	7,000.00	15,000.00	15,000.00
		% Target	103.14%	107.00%	
		% Goal	100.00%	100.00%	
Number of youth and family outreach clients served	Expand outreach methods to identify specific areas of need and provide them with information and access to services and resources	Q4 Actual	281.00	1,620.00	
		YTD Actual	1,000.00	4,374.00	
		EOY Target	2,500.00	2,500.00	2,500.00
		% Target	40.00%	174.96%	
		% Goal	100.00%	100.00%	
Number of recreation units for seniors	To meet contractual obligations	Q4 Actual	1,989.00	2,945.50	
		YTD Actual	6,282.50	8,767.75	
		EOY Target	6,000.00	6,000.00	6,000.00
		% Target	104.71%	146.13%	
		% Goal	100.00%	100.00%	

Social Services Balanced Scorecard

Measures	Objectives	Series Status	FY 2022 Actual	FY 2023 Actual	FY 2024 Goal
Number of outreach events attended	To meet contractual obligations	Q4 Actual	3.00	6.00	
		YTD Actual	15.00	50.00	
		EOY Target	40.00	40.00	40.00
		% Target	37.50%	125.00%	
		% Goal	100.00%	100.00%	
Number of presentations to the community	To meet contractual obligations	Q4 Actual	6.00	1.00	
		YTD Actual	12.00	23.00	
		EOY Target	12.00	12.00	12.00
		% Target	100.00%	191.67%	
		% Goal	100.00%	100.00%	
Number of Media Publicity	Increase community awareness of services	Q4 Actual	5.00	3.00	
		YTD Actual	6.00	18.00	
		EOY Target	12.00	12.00	12.00
		% Target	50.00%	150.00%	
		% Goal	100.00%	100.00%	
Number of contacts through partnership linkages	To meet contractual obligations	Q4 Actual	—	2.00	
		YTD Actual	4.00	69.00	
		EOY Target	40.00	40.00	40.00
		% Target	10.00%	172.50%	
		% Goal	100.00%	100.00%	
Number of Early Childhood Intergenerational Events	Promote greater understanding and respect between generations	Q4 Actual	7.00	3.00	
		YTD Actual	9.00	16.00	
		EOY Target	6.00	6.00	6.00
		% Target	150.00%	266.67%	
		% Goal	100.00%	100.00%	

Social Services Balanced Scorecard

Measures	Objectives	Series Status	FY 2022 Actual	FY 2023 Actual	FY 2024 Goal
Number of Senior Services Special Events	To increase Senior satisfaction and community access	Q4 Actual	3.00	4.00	
		YTD Actual	11.00	17.00	
		EOY Target	10.00	10.00	10.00
		% Target	110.00%	170.00%	
		% Goal	100.00%	100.00%	
Number of presentations for senior services	Increase awareness and understanding of aging and health related issues	Q4 Actual	4.00	5.00	
		YTD Actual	11.00	17.00	
		EOY Target	12.00	12.00	—
		% Target	91.67%	141.67%	
		% Goal	100.00%	100.00%	
Conduct Annual assessments on LSP/ Private Pay Adult Day Care Clients	To monitor changes in client's status	Q4 Actual	12.00	2.00	
		YTD Actual	25.00	7.00	
		EOY Target	30.00	30.00	20.00
		% Target	83.33%	23.33%	
		% Goal	100.00%	100.00%	
Number of Parent Engagement Activities in the Early Childhood Program	Increase communication between parents and teachers	Q4 Actual	5.00	2.00	
		YTD Actual	13.00	25.00	
		EOY Target	12.00	12.00	12.00
		% Target	108.33%	208.33%	
		% Goal	100.00%	100.00%	
Provide 30 Hours of Customer Service Training	Provide training to ensure Client Centered Customer Service Approach	Q4 Actual	—	6.00	
		YTD Actual	—	83.00	
		EOY Target	30.00	30.00	30.00
		% Target	—%	276.67%	
		% Goal	100.00%	100.00%	

FY23 actuals (revenues and expenses) are as of 11/08/2023.

End of year targets exclude year-end budget amendments.

Social Services FTE's by Program

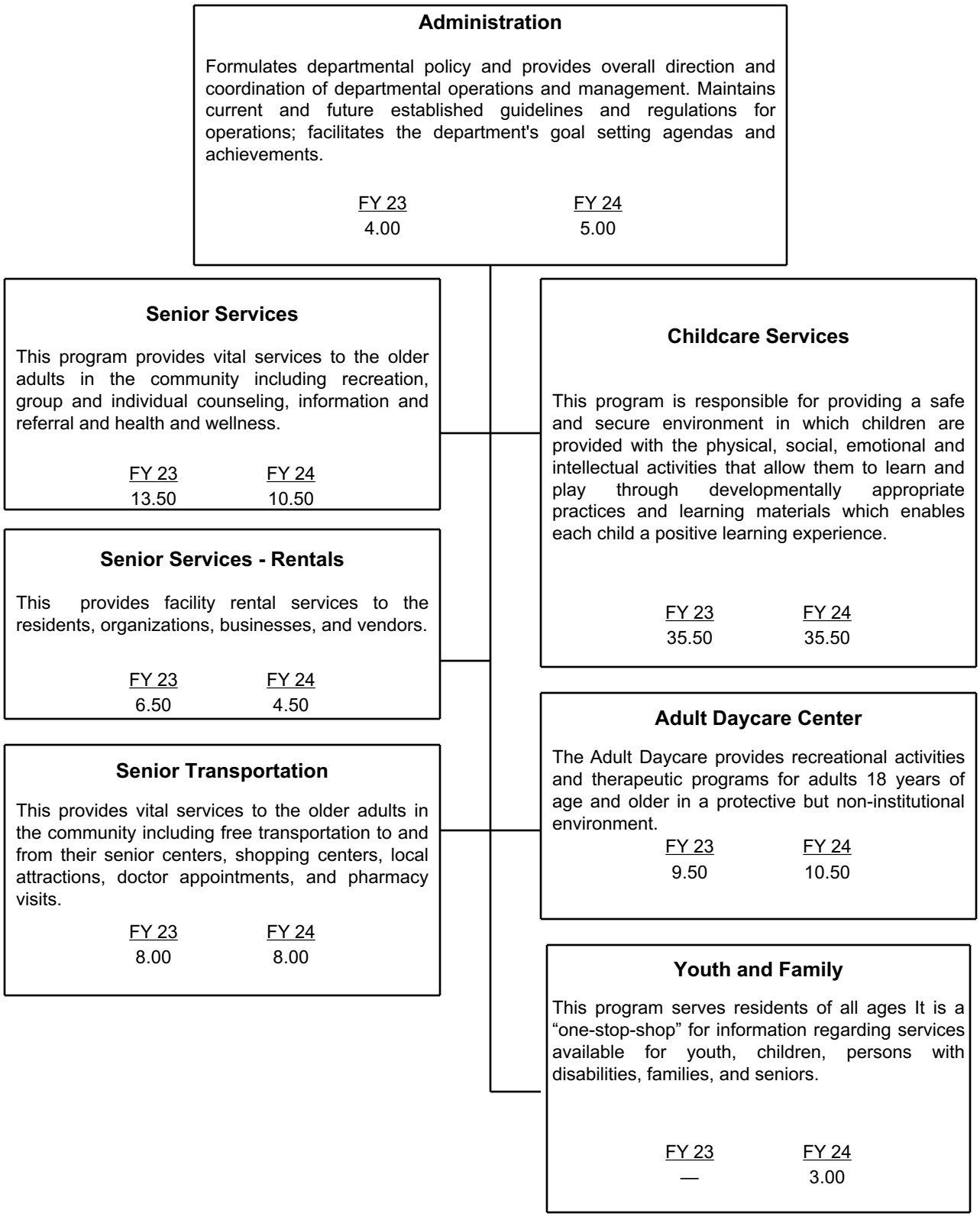

Administration—Program 100

Description

This program is necessary for the department as it oversees all programs: Administration, Senior Services, Adult Daycare, Childcare, and Youth and Family Outreach. It maintains current and future established guidelines and regulations for operations and facilitates the department's goal setting agendas and achievements.

Dedicated Revenues	Object Code	FY 2021 Actual	FY 2022 Actual	FY 2023 Budget	FY 2023 Revised	FY 2024 Budget
None		**$ —**	**$ —**	**$ —**	**$ —**	**$ —**
Expenditures by Category						
Personnel Services		$ 627,729	$ 674,231	$ 740,400	$ 740,400	$ 1,004,300
Operating Expense		79,812	107,456	132,350	177,350	141,250
Departmental Capital Outlay		—	15,200	7,500	7,500	8,700
Grants & Aids		77,392	69,881	169,500	196,600	149,500
Total		**$ 784,932**	**$ 866,768**	**$ 1,049,750**	**$ 1,121,850**	**$ 1,303,750**
Percent of Time by Position						
Administrative Secretary I		—	—	—	—	1.00
Assistant Director of Social Services		—	1.00	1.00	1.00	1.00
Community Services Operations Manager		2.00	—	—	—	—
Community Services Program Manager		1.00	—	—	—	—
Department Coordinator		—	1.00	1.00	1.00	1.00
Director of Community Services		1.00	—	—	—	—
Director of Social Services		—	1.00	1.00	1.00	1.00
Social Services Operations Manager		—	1.00	1.00	1.00	1.00
Total		**5.00**	**4.00**	**4.00**	**4.00**	**5.00**

Senior Services—Program 632

Description

This program provides vital services to the older adults in the community including recreation, counseling services, referral, health and wellness and other information. It also administers various benefit programs for low income persons 60 years of age and older.

Dedicated Revenues	Object Code	FY 2021 Actual	FY 2022 Actual	FY 2023 Budget	FY 2023 Revised	FY 2024 Budget
Contracted Programs - Multi Svc Ctr	347260	$ 747	$ —	$ 750	$ 750	$ 750
Contracted Programs	347260	—	6,256	15,750	15,750	9,600
Rental-Multi Svc Center	362100	7,895	121,920	105,000	105,000	120,000
Trfr fr Fed Grant Fund	381162	281,628	393,615	630,655	847,362	630,655
Total		**$ 290,269**	**$ 521,790**	**$ 752,155**	**$ 968,862**	**$ 761,005**
Expenditures by Category						
Personnel Services		$ 2,119,275	$ 2,151,470	$ 2,425,500	$ 2,263,900	$ 2,052,100
Operating Expense		596,479	746,953	803,004	943,514	821,104
Departmental Capital Outlay		—	—	—	—	—
Grants & Aids		12,605	5,397	28,900	13,900	28,900
Total		**$ 2,728,359**	**$ 2,903,819**	**$ 3,257,404**	**$ 3,221,314**	**$ 2,902,104**
Percent of Time by Position						
Administrative Coordinator		1.00	1.00	—	—	—
Administrative Secretary I		—	—	1.00	1.00	—
Bus Operator I/II - Part-time (8)		4.50	4.00	4.00	4.00	4.00
Bus Operator II		2.00	2.00	2.00	1.00	1.00
Bus Operator III		2.00	1.00	1.00	2.00	2.00
Community Outreach Specialist		—	1.00	1.00	1.00	—
Community Services Operations Specialist		1.00	—	—	—	—
Community Services Program Superintendent		1.00	—	—	—	—
Family Services Superintendent		—	1.00	1.00	1.00	—
Fiscal Grant Management Clerk I		1.00	1.00	1.00	—	—
Fiscal Grant Management Clerk II		2.00	2.00	2.00	—	—
Food & Beverage Operations Supervisor		—	1.00	—	—	—
Office Specialist		1.00	1.00	1.00	1.00	1.00
Program Support Aide II - Part-time (2)		2.00	1.50	1.50	1.00	1.00
Program Support Facilities Aide II		—	1.00	1.00	—	—
Program Support Facilities Aide II - Part-time (4)		0.50	0.50	0.50	2.00	2.00
Senior Center Aide II		2.00	2.00	2.00	3.00	3.00
Senior Fiscal Grant Analyst		—	—	—	1.00	1.00
Senior Services Site Supervisor		1.00	1.00	1.00	1.00	1.00
Senior Services Specialist I		2.00	2.00	2.00	2.00	2.00
Senior Wellness Facilitator		—	—	—	1.00	1.00
Senior Wellness Coordinator		1.00	1.00	1.00	—	—
Social Services Operations Manager		—	1.00	1.00	1.00	1.00
Social Services Program Superintendent		—	1.00	1.00	1.00	1.00
Social Worker I		3.00	2.00	2.00	3.00	—
Transit Supervisor		1.00	1.00	1.00	1.00	1.00
Total		**28.00**	**29.00**	**28.00**	**29.00**	**23.00**

Adult Daycare Center—Program 634

Description

The Adult Daycare Center provides programming and therapeutic programs of social and health services as well as activities for adults 18 years old and older, who have functional impairments in a protective but non-institutional environment.

Dedicated Revenues	Object Code	FY 2021 Actual	FY 2022 Actual	FY 2023 Budget	FY 2023 Revised	FY 2024 Budget
Adult Daycare Fees	346912	$ 5,665	$ 53,225	$ 61,508	$ 61,508	$ 48,000
Adult Daycare - Long Term Care	346913	5,233	23,670	42,925	42,925	68,400
Trfr fr State & Cty Grant Fund	381163	31,203	70,243	141,550	532,864	141,550
Total		**$ 42,101**	**$ 147,138**	**$ 245,983**	**$ 637,297**	**$ 257,950**
Expenditures by Category						
Personnel Services		$ 330,581	$ 574,685	$ 753,700	$ 703,300	$ 760,300
Operating Expense		104,663	165,679	145,000	172,000	154,700
Departmental Capital Outlay		—	5,400	5,700	5,700	6,600
Total		**$ 435,244**	**$ 745,764**	**$ 904,400**	**$ 881,000**	**$ 921,600**
Percent of Time by Position						
Activity Coordinator		1.00	1.00	1.00	1.00	1.00
Administrative Secretary I		1.00	1.00	—	—	—
Adult Day Care Administrator		—	1.00	1.00	1.00	1.00
Adult Day Care Superintendent		1.00	—	—	—	—
Office Specialist		—	1.00	1.00	1.00	1.00
Program Specialist/CNA Part-time (5)		2.50	2.50	2.50	2.50	2.50
Senior Nurse Administrator Part-time (2)		1.00	1.00	1.00	1.00	1.00
Social Worker I		—	2.00	2.00	2.00	4.00
Social Worker II		—	1.00	1.00	—	—
Total		**6.50**	**10.50**	**9.50**	**8.50**	**10.50**

Senior Activities - Chair Aerobics/Painting/Self Defense Training

Youth and Family Outreach—Program 635

Description

The Social Services Department's Youth and Family Outreach proudly serves City of Miramar residents of all ages by providing the community with information, education, referral, and access to resources vital to maintaining self-sufficiency and empowering individuals to improve the quality of their lives. Youth and Family Outreach serves as a "one-stop-shop" for information regarding services in Broward County available for youth, children, persons with disabilities, families, and seniors.

Dedicated Revenues	Object Code	FY 2021 Actual	FY 2022 Actual	FY 2023 Budget	FY 2023 Revised	FY 2024 Budget
None		**$ —**	**$ —**	**$ —**	**$ —**	**$ —**
Expenditures by Category						
Personnel Services		$ —	$ —	$ —	$ —	$ 276,700
Operating Expense		—	—	—	—	28,200
Departmental Capital Outlay		—	—	—	—	—
Grants & Aids		—	—	—	—	20,000
Total		**$ —**	**$ —**	**$ —**	**$ —**	**$ 324,900**
Percent of Time by Position						
Community Outreach Specialist		—	—	—	—	1.00
Family Services Superintendent		—	—	—	—	1.00
Social Worker I		—	—	—	—	1.00
Total		**—**	**—**	**—**	**—**	**3.00**

Childcare Services—Program 650

Description

This program is responsible for providing a safe and secure environment in which children are provided with the physical, social, emotional and intellectual activities that allow them to learn and play through developmentally appropriate practices and learning materials which enables each child to have a positive learning experience.

Dedicated Revenues	Object Code	FY 2021 Actual	FY 2022 Actual	FY 2023 Budget	FY 2023 Revised	FY 2024 Budget
Local Grant - Child Svcs Council	337602	$ 3,507	$ 8,242	$ 10,000	$ 10,000	$ 12,000
Childcare-Fairway	346910	147,173	273,055	293,832	293,832	308,524
Childcare-Sunset Lakes	346910	403,291	542,385	615,132	615,132	$ 645,888
Childcare-Silver Shores	346910	267,740	347,094	380,520	380,520	399,546
Trfr Fr Fed Grant Fund	381162	—	—	—	478,698	—
Trfr fr State & Cty Grant Fund	381163	—	15,924	149,695	142,258	114,703
Total		**$ 821,710**	**$ 1,186,700**	**$ 1,449,179**	**$ 1,920,440**	**$ 1,480,661**
Expenditures by Category						
Personnel Services		$ 2,417,075	$ 2,230,812	$ 2,578,900	$ 2,409,700	$ 2,674,300
Operating Expense		589,725	763,270	798,764	796,254	765,464
Departmental Capital Outlay		—	7,600	7,900	7,900	9,500
Total		**$ 3,006,800**	**$ 3,001,682**	**$ 3,385,564**	**$ 3,213,854**	**$ 3,449,264**
Percent of Time by Position						
Early Childcare Site Supervisor		4.00	3.00	3.00	3.00	3.00
Early Childhood Administrator		—	—	—	1.00	1.00
Early Childhood Aide II - Part-time (12)		6.00	6.00	6.00	6.00	6.00
Early Childhood Aide III - Part-time (6)		3.00	3.00	3.00	3.00	3.00
Early Childhood Housekeeping Aide - Part-time (3)		1.50	1.50	1.50	1.50	1.50
Early Childhood Instructor		4.00	2.00	2.00	2.00	2.00
Early Childhood Instructor I - Part-time (12)		6.00	6.50	6.00	6.00	6.00
Early Childhood Instructor II - Part-time (3)		1.50	1.50	1.50	1.50	1.50
Early Childhood Leader I		8.00	8.00	8.00	8.00	8.00
Early Childhood Leader II		2.00	2.00	2.00	2.00	2.00
Early Childhood Superintendent		1.00	1.00	1.00	—	—
Educational Instructor - Part-time (After School) (3)		1.50	1.50	1.50	1.50	1.50
Total		**38.50**	**36.00**	**35.50**	**35.50**	**35.50**

Administration—001-63-100-569-

Object #	Account Description	FY 2021 Actual	FY 2022 Actual	FY 2023 Budget	FY 2023 Revised	FY 2024 Budget
	Personnel Services					
601200	Employee Salaries	$ 372,246	$ 402,495	$ 461,300	$ 461,300	$ 608,200
601205	Lump Sum Payout - Accrued Time	37,500	44,527	39,200	39,200	63,300
601210	Non-Pensionable Earnings	—	1,000	—	—	—
601215	Communication Stipend	3,850	3,900	3,900	3,900	5,200
601220	Longevity	—	—	—	—	500
601400	Overtime-General	—	—	—	—	1,500
602100	FICA & MICA	30,071	33,491	36,700	36,700	50,600
602210	Pension-General	33,500	33,300	30,700	30,700	54,600
602235	Pension-Senior Mgmt	53,500	52,900	65,200	65,200	73,400
602265	Pension-457	7,105	7,637	8,900	8,900	9,200
602304	Health Insurance-PPO	—	—	—	—	14,600
602305	Health Insurance-HMO	34,637	33,925	33,200	33,200	55,000
602306	Dental Insurance-PPO	1,673	1,899	1,900	1,900	2,900
602307	Dental Insurance-HMO	336	249	200	200	200
602309	Basic Life	1,023	1,656	1,300	1,300	1,800
602311	Long-Term Disability	168	256	700	700	3,400
602312	HDHP Aetna	24,319	29,196	31,800	31,800	30,900
602313	HSA Payflex	5,600	5,600	5,600	5,600	6,400
602400	Workers' Compensation	22,200	22,200	19,800	19,800	22,600
	Sub-Total	627,729	674,231	740,400	740,400	1,004,300
	Operating Expense					
603134	Prof Svc-Marketing	—	1,130	3,900	41,900	3,900
603141	Existing Employee Screening	179	94	200	200	200
603190	Prof Svcs-Other	258	374	500	500	500
603455	Security Services	25,154	35,058	36,400	45,400	36,400
604001	Travel & Training	1,019	3,705	3,950	4,950	3,950
604200	Postage	424	451	800	800	800
604300	Water/Wastewater Svc	574	650	700	700	900
604301	Electricity Svcs	5,069	6,421	7,100	7,100	7,400
604500	Risk Internal Svcs Charge	1,800	7,800	6,300	6,300	6,000
604550	Health Ins Internal Serv Chg	9,800	5,300	5,000	5,000	9,800
604610	Fleet Internal Svcs Charge	3,800	3,400	4,400	4,400	5,400
604700	Printing & Binding Svcs	—	1,018	1,200	1,200	1,200
604916	Administrative Expense	1,966	2,548	3,000	3,229	3,000
604920	License & Permit Fees	400	—	400	400	400
604989	IT Internal Svcs Charge	24,000	29,000	44,000	44,000	43,400
604998	Contingency	—	956	800	800	4,100
605100	Office Supplies	274	829	1,000	1,000	1,000
605220	Vehicle Fuel-On-Site	686	597	1,300	1,300	1,500
605410	Subscriptions & Memberships	200	—	200	200	200
605500	Training-General	4,210	8,125	11,200	7,971	11,200
	Sub-Total	79,812	107,456	132,350	177,350	141,250
	Departmental Capital Outlay					
606441	Vehicle Replacement Program	—	7,200	7,500	7,500	8,700
606470	Computer Equipment	—	8,000	—	—	—
	Sub-Total	—	15,200	7,500	7,500	8,700
	Grants & Aids					
608210	Area Agency on Aging	56,560	56,560	49,500	61,600	49,500
608306	Grants to others	20,832	13,321	120,000	135,000	100,000
	Sub-Total	77,392	69,881	169,500	196,600	149,500
	Total	**$ 784,932**	**$ 866,768**	**$ 1,049,750**	**$ 1,121,850**	**$ 1,303,750**

Senior Services—001-63-632-569/544-

Object #	Account Description	FY 2021 Actual	FY 2022 Actual	FY 2023 Budget	FY 2023 Revised	FY 2024 Budget
	Personnel Services					
601200	Employee Salaries	$ 1,224,281	$ 1,227,624	$ 1,468,900	$ 1,312,700	$ 1,238,900
601205	Lump Sum Payout - Accrued Time	68,577	47,723	54,800	54,800	63,000
601210	Non-Pensionable Earnings	—	4,000	—	—	—
601215	Communication Stipend	6,000	4,525	4,700	4,700	2,700
601220	Longevity Pay	5,076	3,502	4,400	4,400	4,400
601400	Overtime-General	11,358	42,117	71,100	71,100	65,100
601410	Overtime-Holiday	—	1,234	4,200	4,200	4,200
602100	FICA & MICA	97,281	99,069	121,500	116,100	104,100
602210	Pension-General	179,901	164,599	152,000	152,000	102,100
602235	Pension-Senior Mgmt	37,500	43,000	38,100	38,100	35,700
602265	Pension-457	6,421	4,892	5,400	5,400	6,600
602300	Pmt In Lieu Of Insurance	1,295	863	5,600	5,600	—
602304	Health Insurance-PPO	65,311	81,068	85,400	85,400	58,400
602305	Health Insurance-HMO	242,305	230,204	250,900	250,900	238,100
602306	Dental Insurance-PPO	6,023	4,843	5,400	5,400	3,600
602307	Dental Insurance-HMO	3,364	3,140	3,400	3,400	3,300
602309	Basic Life Insurance	2,702	4,185	4,200	4,200	3,700
602311	Long-Term Disability Ins	993	7,362	2,100	2,100	7,000
602312	HDHP Aetna	40,072	54,020	40,400	40,400	—
602313	HSA Payflex	7,000	8,400	5,600	5,600	—
602400	Workers' Compensation	113,816	115,100	97,400	97,400	111,200
	Sub-Total	2,119,275	2,151,470	2,425,500	2,263,900	2,052,100
	Operating Expense					
603140	New Hire Screening	233	94	300	300	300
603141	Existing Employee Screening	653	465	800	800	800
603183	Accreditation Fees	—	—	500	500	500
603190	Prof Svcs-Other	—	18,690	18,800	18,800	18,800
603400	Contract Svcs-Other	1,896	3,748	8,200	8,200	5,200
603401	Janitorial Svcs	54,800	85,292	64,604	92,604	64,604
603425	Software License & Maint	—	18,280	4,600	4,600	4,600
603455	Security Svcs	—	—	—	—	6,600
604001	Travel & Training	25	3,217	4,000	4,000	4,000
604100	Communication Svcs	—	—	2,500	2,500	—
604300	Water/Wastewater Svc	4,592	5,198	5,200	5,200	6,500
604301	Electricity Svcs	45,412	57,791	63,300	63,300	65,200
604302	Gas-Propane	689	624	700	700	700
604500	Risk Internal Svcs Charge	8,100	34,500	52,600	52,600	49,400
604550	Health Ins Internal Serv Chg	101,500	54,800	52,400	52,400	52,700
604610	Fleet Internal Svcs Charge	141,450	127,000	165,700	165,700	201,800
604613	Vehicle Detail	21	340	500	500	500
604620	R&M Buildings	11,052	11,917	19,600	36,600	19,600
604645	R&M Radios	2,100	2,976	3,264	3,264	3,528
604700	Printing & Binding Svcs	611	5,814	7,200	7,200	7,200
604890	Special Events-Other	4,057	17,729	10,500	25,500	10,500
604916	Administrative Expense	—	—	—	2,510	—
604989	IT Internal Svcs Charge	173,600	198,700	200,800	200,800	169,500
604993	Field Trips	—	250	500	500	—
604998	Contingency	879	1,171	1,300	1,300	6,800
605100	Office Supplies	2,671	3,304	3,800	3,800	2,400
605120	Computer Operating Expenses	—	441	900	900	900
605220	Vehicle Fuel-On-Site	21,837	65,863	76,100	76,100	85,300
605225	Equip Gas Oil & Lube	—	—	1,000	1,000	1,100
605230	Program Supplies	4,061	8,514	9,200	21,200	9,200
605240	Uniforms Cost	3,558	11,399	11,400	11,400	10,400

Senior Services—001-63-632-569/544-

Object #	Account Description	FY 2021 Actual	FY 2022 Actual	FY 2023 Budget	FY 2023 Revised	FY 2024 Budget
605250	Noncap Furn (Item less 5000)	240	—	5,000	71,000	5,000
605251	Noncap Equip (Item less 5000)	327	853	2,000	2,000	2,000
605290	Other Operating Supplies	1,018	1,613	1,736	1,736	1,472
605410	Subscriptions & Memberships	250	235	400	400	400
605500	Training-General	632	1,366	3,600	3,600	3,600
605510	Tuition Reimbursement	10,214	4,770	—	—	—
	Sub-Total	596,479	746,953	803,004	943,514	821,104
	Grants & Aids					
608301	MASH Grt Energy Assistance	12,605	5,397	28,900	13,900	28,900
	Sub-Total	12,605	5,397	28,900	13,900	28,900
	Total	**$ 2,728,359**	**$ 2,903,819**	**$ 3,257,404**	**$ 3,221,314**	**$ 2,902,104**

Senior Center Blood Pressure Checks by Miramar Fire-Rescue Dept.

Adult Daycare Center—001-63-634-569-

Object #	Account Description	FY 2021 Actual	FY 2022 Actual	FY 2023 Budget	FY 2023 Revised	FY 2024 Budget
	Personnel Services					
601200	Employee Salaries	$ 225,375	$ 365,010	$ 515,300	$ 468,100	$ 541,300
601205	Lump Sum Payout - Accrued Time	—	6,399	6,000	6,000	5,500
601210	Non-Pensionable Earnings	410	2,000	—	—	—
601215	Communication Stipend	350	1,300	1,300	1,300	1,300
601220	Longevity Pay	403	404	—	—	—
601400	Overtime-General	609	6,637	4,100	4,100	5,600
602100	FICA & MICA	16,843	28,317	40,200	37,000	42,300
602210	Pension-General	22,200	56,100	52,400	52,400	49,900
602235	Pension-Senior Mgmt	6,200	12,300	16,800	16,800	19,400
602265	Pension-457	1,332	255	—	—	—
602300	Pmt In Lieu Of Insurance	—	4,100	5,600	5,600	5,600
602304	Health Insurance-PPO	—	17,311	17,100	17,100	14,600
602305	Health Insurance-HMO	48,232	51,500	81,600	81,600	58,700
602306	Dental Insurance-PPO	156	2,552	2,600	2,600	2,000
602307	Dental Insurance-HMO	1,452	494	1,200	1,200	1,100
602309	Basic Life Insurance	335	1,101	1,500	1,500	1,600
602311	Long-Term Disability Ins	84	2,192	700	700	3,100
602312	HDHP Aetna	—	8,364	—	—	—
602313	HSA Payflex	—	1,750	1,400	1,400	1,600
602400	Workers' Compensation	6,600	6,600	5,900	5,900	6,700
	Sub-Total	330,581	574,685	753,700	703,300	760,300
	Operating Expense					
603141	Existing Employee Screening	179	45	300	300	250
603190	Prof Svcs-Other	600	1,103	2,400	2,400	3,000
603401	Janitorial Svcs	—	—	1,500	—	1,500
603470	Temporary Help	17,848	33,054	8,500	41,000	8,500
604001	Travel & Training	150	587	700	700	600
604300	Water/Wastewater Svc	5,690	7,154	7,000	7,000	8,100
604301	Electricity Svcs	6,945	9,492	10,500	10,500	10,900
604500	Risk Internal Svcs Charge	1,400	6,000	4,900	4,900	4,600
604550	Health Ins Internal Serv Chg	22,000	11,900	11,300	11,300	12,600
604610	Fleet Internal Svcs Charge	6,100	5,500	7,200	7,200	8,800
604613	Vehicle Detail	60	100	300	300	250
604700	Printing & Binding Svc	—	505	2,500	—	2,300
604890	Special Events-Other	145	4,629	4,500	4,500	4,800
604920	License & Permit Fees	502	500	500	500	450
604989	IT Internal Svcs Charge	33,000	68,600	60,900	60,900	57,600
604998	Contingency	1,474	1,218	2,200	2,200	10,300
605100	Office Supplies	1,099	785	1,000	1,000	1,000
605220	Vehicle Fuel-On-Site	—	—	1,100	1,100	1,200
605230	Program Supplies	4,873	9,140	10,500	9,000	10,500
605240	Uniforms Cost	1,410	1,948	2,000	2,000	2,500
605250	Noncap Furn (Item less 5000)	—	—	1,000	1,000	1,000
605251	Noncap Equip (Item less 5000)	—	926	1,200	1,200	1,000
605410	Subscriptions & Memberships	320	300	500	500	450
605500	Training-General	867	2,194	2,500	2,500	2,500
	Sub-Total	104,663	165,679	145,000	172,000	154,700
	Departmental Capital Outlay					
606441	Vehicle Replacement Program	—	5,400	5,700	5,700	6,600
	Sub-Total	—	5,400	5,700	5,700	6,600
	Total	**$ 435,244**	**$ 745,764**	**$ 904,400**	**$ 881,000**	**$ 921,600**

Youth and Family Outreach—001-63-635-569-

Object #	Account Description	FY 2021 Actual	FY 2022 Actual	FY 2023 Budget	FY 2023 Revised	FY 2024 Budget
	Personnel Services					
601200	Employee Salaries	$ —	$ —	$ —	$ —	$ 178,400
601205	Lump Sum Payout - Accrued Time	—	—	—	—	3,300
601215	Communication Stipend	—	—	—	—	700
601400	Overtime-General	—	—	—	—	3,000
602100	FICA & MICA	—	—	—	—	14,100
602210	Pension-General	—	—	—	—	32,700
602305	Health Insurance-HMO	—	—	—	—	16,800
602307	Dental Insurance-HMO	—	—	—	—	700
602309	Basic Life Insurance	—	—	—	—	500
602311	Long-Term Disability Ins	—	—	—	—	1,000
602312	HDHP Aetna	—	—	—	—	22,300
602313	HSA Payflex	—	—	—	—	3,200
	Sub-Total	—	—	—	—	276,700
	Operating Expense					
604890	Special Events-Other	—	—	—	—	5,000
604989	IT Internal Svcs Charge	—	—	—	—	20,300
605100	Office Supplies	—	—	—	—	500
605230	Program Supplies	—	—	—	—	1,400
605240	Uniforms Cost	—	—	—	—	1,000
	Sub-Total	—	—	—	—	28,200
	Grants & Aids					
608309	Emergency Miramar Assist. Prog	—	—	—	—	20,000
	Sub-Total	—	—	—	—	20,000
	Total	**$ —**	**$ —**	**$ —**	**$ —**	**$ 324,900**

Childcare—001-63-650-569-040/070/110/120-

Object #	Account Description	FY 2021 Actual	FY 2022 Actual	FY 2023 Budget	FY 2023 Revised	FY 2024 Budget
	Personnel Services					
601200	Employee Salaries	$ 1,422,980	$ 1,290,666	$ 1,654,800	$ 1,498,900	$ 1,791,800
601205	Lump Sum Payout - Accrued Time	23,013	23,631	23,900	23,900	30,300
601210	Non-Pensionable Earnings	399	17,461	—	—	—
601215	Communication Stipend	1,300	1,300	1,200	1,200	1,200
601220	Longevity Pay	5,923	5,039	5,000	5,000	5,400
601400	Overtime-General	2,986	6,894	6,700	6,700	6,700
601410	Overtime-Holiday	5,640	555	—	—	—
602100	FICA & MICA	108,795	99,257	129,300	116,000	140,200
602210	Pension-General	194,201	187,998	117,100	117,100	112,500
602235	Pension-Senior Mgmt	13,300	12,700	13,100	13,100	20,600
602265	Pension-457	—	—	—	—	2,200
602300	Pmt In Lieu Of Insurance	5,179	432	—	—	5,600
602304	Health Insurance-PPO	15,676	17,311	17,100	17,100	—
602305	Health Insurance-HMO	451,054	404,949	464,800	464,800	378,900
602306	Dental Insurance-PPO	6,346	5,968	5,600	5,600	5,900
602307	Dental Insurance-HMO	4,989	3,934	5,900	5,900	5,600
602308	Long-Term Care Insurance	—	—	—	—	3,400
602309	Basic Life Insurance	2,664	3,213	4,700	4,700	5,300
602311	Long-Term Disability Ins	561	2,822	2,400	2,400	10,200
602312	HDHP Aetna	7,667	3,680	—	—	—
602313	HSA Payflex	1,400	—	—	—	3,200
602400	Workers' Compensation	143,000	143,000	127,300	127,300	145,300
	Sub-Total	2,417,075	2,230,812	2,578,900	2,409,700	2,674,300
	Operating Expense					
603134	Prof Svcs-Marketing	6,294	5,900	6,900	6,900	6,900
603140	New Hire Screening	—	—	1,700	1,700	1,700
603141	Existing Employee Screening	1,532	869	300	300	300
603183	Accreditation Fees	850	750	900	900	2,700
603400	Contract Svcs-Other	3,136	3,528	3,800	3,800	3,800
603401	Janitorial Svcs	17,303	24,032	58,264	58,264	58,264
603425	Software License & Maint	—	1,440	1,500	1,500	1,500
604001	Travel & Training	81	—	1,900	1,900	5,850
604105	Internet-Computer Lab	6,083	6,195	6,300	6,300	6,300
604200	Postage	—	17	—	—	—
604300	Water/Wastewater Svcs	10,023	13,099	14,400	14,400	11,200
604301	Electricity Svcs	24,444	34,456	37,400	37,400	39,100
604500	Risk Internal Svcs Charge	36,700	156,700	128,600	128,600	120,800
604550	Health Ins Internal Serv Chg	148,300	80,200	76,500	76,500	56,400
604610	Fleet Internal Svcs Charge	9,600	8,700	11,400	11,400	13,800
604613	Vehicle Detail	—	60	300	300	300
604700	Printing & Binding Svcs	—	2,592	3,000	3,000	3,900
604916	Administrative Expense	2,533	2,515	2,600	2,600	4,300
604920	License & Permit Fees	944	777	1,200	1,200	1,200
604989	IT Internal Svcs Charge	225,100	271,300	254,400	254,400	240,700
604990	Pre-School Activities	29,171	56,179	58,700	56,190	49,050
604991	Summer Programs	17,789	17,762	19,400	19,400	19,400
604992	Recreation Activities	1,665	7,464	25,000	25,000	25,000
604993	Field Trips	401	10,351	13,000	13,000	13,000
604998	Contingency	652	1,117	1,700	1,700	8,800
605100	Office Supplies	2,487	3,093	3,000	3,000	3,900
605220	Vehicle Fuel-On-Site	—	—	3,000	3,000	3,300
605230	Program Supplies	8,181	12,364	13,700	13,700	14,200
605235	General Food & Beverage	10,787	22,259	23,400	23,400	23,400
605240	Uniforms Cost	5,678	4,013	8,200	8,200	8,200

Childcare—001-63-650-569-040/070/110/120-

Object #	Account Description	FY 2021 Actual	FY 2022 Actual	FY 2023 Budget	FY 2023 Revised	FY 2024 Budget
605250	Noncap Furn (Item less 5000)	2,129	4,912	6,600	6,600	6,500
605251	Noncap Equip (Item less 5000)	2,858	2,340	3,900	3,900	3,900
605410	Subscriptions & Memberships	983	987	1,100	1,100	1,100
605500	Training-General	1,011	5,667	6,100	6,100	6,100
605510	Tuition Reimbursement	13,012	1,635	600	600	600
	Sub-Total	589,725	763,270	798,764	796,254	765,464
	Departmental Capital Outlay					
606441	Vehicle Replacement Program	—	7,600	7,900	7,900	9,500
	Sub-Total	—	7,600	7,900	7,900	9,500
	Total	**$ 3,006,800**	**$ 3,001,682**	**$ 3,385,564**	**$ 3,213,854**	**$ 3,449,264**

Object #	Account Description	Justification
Revenue		
337602	Loc Grant-Child Svcs Council	Fees collected from participants for registration and the fee amount determined for the program using the Children's Services Council Sliding Fee Schedule, and revenue provided by the Maximizing Out of School Time (MOST) Grant. Funder: Children Services Council.
346910	Child Care Fees	This revenue source is from registration and fees collected to cover the cost for providing child care services.
346912	Adult Day Care Fees	Revenues associated with providing Adult Day Care services.
346913	Adult Day Care-Long Term Care	This represents the revenue collected from Long-Term Care Insurance agreements.
347260	Contracted Programs	City's revenue collected from contractual classes and programs offered at the City's various Park locations and Social Services programs, such as programs at Miramar Youth Enrichment Center, Sunset Lakes, Mir Regional Park, Aquatics-West, Ansin, Athletics and Vizcaya Park, as well as funds received from Broward County for the provision of senior transportation to seniors who are physically unable to access normal modes of public transportation to a nutritional site.
362100	Rental - Multi Svc Ctr	Rental revenue received from private rentals at the Miramar Youth Enrichment Center, Sunset Lakes, Ansin, Vizcaya Park, and Regional Park (pavilions and Fields) and Multi-Service Center.
381162	Trfr Fr Fed Grant Fund	Dedicated grant revenue for Public Works transportation and Senior Services expenses for the Older Americans Act Grant, CARES COVID grant reimbursement and American Rescue Plan Act.
381163	Trfr Fr State & Cty Grant Fund	This transfer relates to funds designated by Area Agency on Aging for the Local Services Program (LSP), Children Services Council of Broward County, and Broward County Swim Central Grant program.
Expense		
601400	Overtime-General	This line represents the overtime cost for special events, emergencies and unanticipated personnel shortages.
601410	Overtime-Holiday	This line represents the overtime cost for special events, emergencies and unanticipated personnel shortages that occur on a Holiday.
603134	Prof Svc-Marketing	This line item is for marketing expenses that are not covered by OMC. These funds will be used to communicate with the public the programs offered by Social Services Department for the following programs: Administration $3,900 Child Care Program (3) locations at $2,300 for each location total amount of $ 6,900
603140	New Hire Screening	New hire screening.
603141	Existing Employee Screening	This line represents the cost for outside service to perform mandatory screenings on current employees required for programming.
603183	Accreditation Fees	This represents the cost for Accreditation Fees for Senior Services renewal NCOA (National Council on Aging) = $500 Early Childhood annual renewal APPLE (Accredited Professional Preschool Learning Environment) $ 2,700 for (3) locations.
603190	Prof Svcs-Other	This line item provides for outside prof. consulting srvcs & prof. srvcs to address exercise, health, wellness, and other program related initiatives: Senior Services: Grant - Contracted health/wellness/exercise programs-4 classes/wk @ $50.00/class x 52 wks (Multi Service Complex/Sunset Lakes) $10,400; Grant - Contracted health/wellness/exercise programs-2 classes/wk @ $50.00/class x 26 wks (Multi-Service Center/Sunset Lakes) $2,600; Misc Expense, fee increase and addl health/wellness/exercise classes at $5,800; Adult Day Care: Certified Therapy Classes/Instruction-30 sessions @ $100/ session $3,000; Administration: Misc costs for extra pick-ups & shredding $500
603400	Contract Svcs-Other	This amount is directed to contracted services for Pest Control and Buses sanitation. Pest Control (All facilities $6,000) and Transportation-Buses Sanitizing $3,000.
603401	Janitorial Svcs	Cost allocated for janitorial services-All facilities (contract #422) Multi-Service Complex: Janitorial Services & Supply Delivery - $64,604; Child Care Janitorial Services & Supply Delivery - $30,539; Child Care at Fairway: Chair cleaning/Office Furniture - $200; Carpet Cleaning (Rugs) - $500; Floor Cleaning - $1,100 Child Care at Silver Shores: Chair cleaning/Office Furniture - $200; Carpet Cleaning (Rugs) - $500; Floor Cleaning - $1,100 Child Care at Sunset Lakes Adult Day Care Center: Floor Cleaning - $1,000; Detail cleaning - $500 Other: $24,125
603425	Software License & Maint	Senior services – ServTracker program web Hosting with Accessible Solutions, Inc. -$4,600 Child Care- Procare cloud services that includes maintenance of all data entered into Procare and help manage every aspect of the childcare centers, enrich classroom and parent interactions, and automate the payment process. $500 a year for (3) locations.

Object #	Account Description	Justification
603455	Security Services	Cost for security services at the Multi-Service Complex (MMSC) - $36,400. Security services at the Senior Center - $6,600. (The allocated total includes FY24 Above Base Request of $6,600.)
603470	Temporary Help	For temporary assistance to cover licensing requirement.
604001	Travel & Training	Represents the cost for out-of-county/state travel for conference/seminar, registration, airline, hotel, meals, transportation, etc.
604105	Internet-Computer Lab	Cost associated with filtered wireless for the child care program locations only.
604200	Postage	This is allocated costs for department mailings as well as delivery services such as U.P.S and Federal Express.
604300	Water/Wastewater Svc	This represents the cost for water, wastewater, and/or gas at facilities.
604301	Electricity Svcs	This account represents allocated costs for electricity usage.
604302	Gas-Propane	This represents the cost associated with the purchase of gas/propane.
604500	Risk Internal Svcs Charge	This is a restricted account for allocated property and liability insurance premiums as provided by HR-Risk Management.
604550	Health Ins Internal Serv Chg	Funds the City's wellness program that encourage employees to adopt healthy habits through education, incentives and an on-site clinic.
604610	Fleet Internal Svcs Charge	This account represents costs associated with repair and maintenance of city vehicles.
604613	Vehicle Detail	Cost associated with cleaning and detailing of City vehicles assigned to Department.
604620	R&M Buildings	This line item is used for building maint & repair - Multi-Service Complex: Lock, key and safe repairs - $2,000 Carpet replacement - $2,000 Plumbing repairs - $2,000 Building safety signs and office/building signage - $1,500 Building, office & misc. touch-up painting - $3,000 Door access card readers - $1,000 PA system repairs, electrical repairs, speaker repair - $2,000 Parking lot repairs - $1,500 Minor repairs as needed - $4,600
604645	R&M Radios	Funds for repair and maintenance for radio equipment.
604700	Printing & Binding Svcs	This represents the cost of printing and binding of brochures, calendars, flyers, permits, handbooks/manuals, registration forms and booklets as well as charges for copier overages.
604890	Special Events-Other	This represents the cost necessary for the events and program activities.
604916	Administrative Expense	This figure represents the cost for expenses associated with ceremonies, events, awards and employee incentive program.
604920	License & Permit Fees	This represent the cost of license and permit renewal as follows: Motion Picture License Corporation - $400.00 (administration) (Adult Day care) ACHA Renewal - $150 Comprehensive Emergency management plan - $45 RN and CNA License renewal - $155 Health department Permit - $100.00 (Child Care) Health Department Permit renewal =$400.00 each center - $1200.00
604989	IT Internal Svcs Charge	This account is for technology related costs such as leased computers, internet, intranet, land lines, network, telephone, software licenses, database needs and support services.
604990	Pre-School Activities	This represents the costs associated with year-round pre-school programming.
604991	Summer Programs	This line item represents expenses associated with elementary age grades K-5th summer camp program.
604992	Recreation Activities	The cost associated with implementing the MOST Maximizing Out-of-School Time grant.
604993	Field Trips	This line item represents costs associated with field trips throughout the fiscal year to attend enrichment activities.
604998	Contingency	The cost for unanticipated expenses and emergencies.
605100	Office Supplies	This line item represents the costs associated with purchasing office supplies.
605120	Computer Operating Expenses	Costs associated with repairs and maintenance of computer equipment in computer labs.
605220	Vehicle Fuel-On-Site	This account covers the cost of fuel used for city vehicles as provided by PW-Fleet Maintenance.
605225	Equip Gas Oil & Lube	This account is used for gas, oil and lube for generator and other equipment. Public Works Department provided the budgeted amount.
605230	Program Supplies	This represents the cost of general operating and program supplies for year round activities and programs.

Object #	Account Description	Justification
605235	General Food & Beverage	This cost is associated with expenses for the Child Care Food Program.
605240	Uniforms Cost	This represents the costs for providing uniforms for employees.
605250	Noncap Furn (Item less 5000)	Adult Daycare: Replacement cost for damaged furniture (tables, chairs) $1,000 Childcare: Replacement cost for damaged furniture (tables, chairs) 3 locations $6,500 Senior Services: Replacement cost for damaged furniture (tables, chairs) 30 chairs $5,000
605251	Noncap Equip (Item less 5000)	This represents the cost for purchasing or replacing equipment that cost less than $5,000 per item. Adult Day Care: Replacement of refrigerators, microwave, vacuum, television, washer/dryer, etc. $1,200 Childcare: Door repair, door alarms and keys at 3 locations $600 Refrigerators, microwave, vacuum, television, washer/dryer, etc. 3 locations at 3 locations $3,900 Senior Services: Door repair, door alarms and keys $400 Misc equipment as needed $800
605290	Other Operating Supplies	To cover the costs of other operating expenses.
605410	Subscriptions & Memberships	This cost is associated with professional memberships and subscriptions required to maintain program standards and licensing. Administration: Notary renewal $165 Adult Day Care: Senior Current Affairs Subscription $250 Sam's Club Membership $50 Childcare: FLAEYC - Premium Annual Membership for Supervisor $450 Early childhood professional memberships – SEEDS at 3 locations $450 Senior Services: Florida Council on Aging $225 Florida Health Care Activity Coordinators Association $100 Sam's Club Membership (4 staff) $200 National Certification for Activity Professionals (Renews every other year) $60 National Council on Aging (NCOA) Due every June $145 (FASC) Florida Association of Senior Centers $55
605500	Training-General	This represents the cost associated with the Department's continuing efforts to train and retain the highest qualified professional and technical personnel. Senior Services Evidence based Health & Wellness training, and professional training and CEU's training for 19 employees $1,900. Transportation services employees required training $1,200. Adult Day Care Services provide ongoing training and seminars for staff as well as Direct Care Training, Online CPR/First Aid, RN License and Certifications, CNA License and Certifications. Staff is also provided Continuing Education Units, RN Continuing Education Units - CNA's professional training as needed for 10 employees $ 2,500 Childcare Services provides training to staff such as childcare minimal certifications for 60 employees at $600, staff development training seminars, webinars online (Fred Pryor, Skill Path) for 3 employees at $600, and Broward or Miami Dade Early Childhood Conference for 60 employees at $1,500, Miscellaneous trainings based on Employee Development/evaluation goals and training materials and provisions needed for scheduled development for 60 employees $3,580 Administration General provides training to staff training and Professional Development Training; Department of Elder Affairs (DOEA) certifications; and First Aid & CPR for 1 employee at $320. Annual Strategic Planning Workshop for 1 employee at $6,700. Team building training workshop for 1 employee at $4,500
605510	Tuition Reimbursement	Education assistance to permanent employees that is associated with a certificate or degree program at a community college or state college/university. Education must be related to the employee's present position or have the ability to assist in a promotional opportunity. The cost covers books and lab fees associated with the course.
606441	Vehicle Replacement Program	This budgeted amount is for escrow for future vehicle replacements.
608210	Area Agency on Aging	This represents the City's fair share amount to the Area Agency on Aging for the mandated local match for funds received from the Federal government.
608301	MASH Grt Energy Assistance	This account represents funding assistance that helps better the City of Miramar community.
608306	Grants to others	This account represents funding assistance that helps better the City of Miramar community. Funding for scholarships in the amount of $100,000.
608309	Emergency Miramar Assist. Prog	This account represents funding assistance that helps better the City of Miramar community.

Cultural Affairs

Mission

To gather together our culturally diverse community and engage citizens from every walk of life in unique educational and cultural opportunities.

Cultural Affairs Organizational Chart

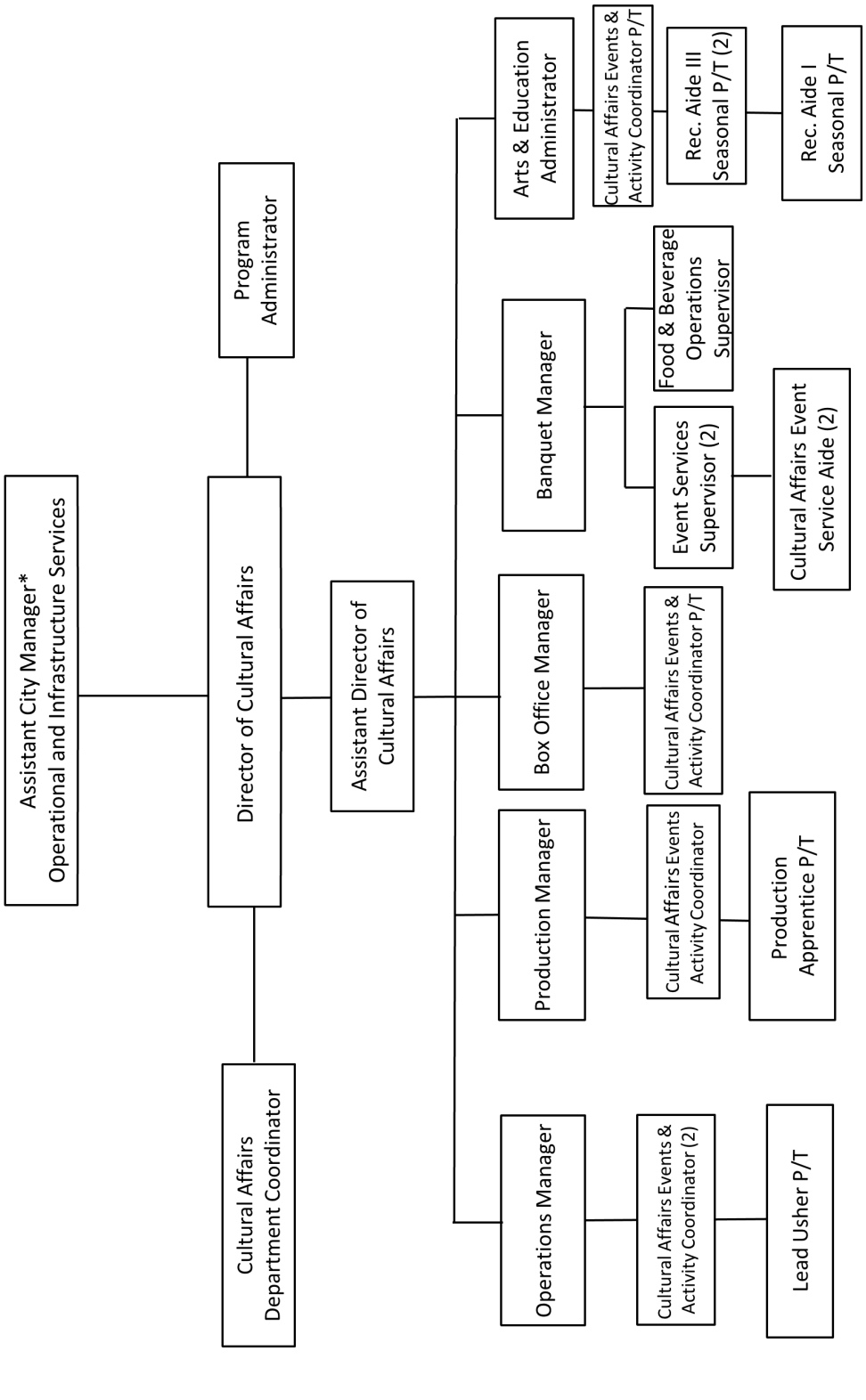

* Budgeted in the Office of the City Manager

Department Overview

The department administers arts and cultural programs and activities under the guidance of the department's pre-determined annual business initiatives for the City of Miramar. The department's primary oversight for programming and facilities is the Miramar Cultural Center/ArtsPark facility.

The Miramar Cultural Center/ArtsPark (MCC) is supported by two boards: the Cultural Arts Advisory Board, a council comprised of residents of Miramar appointed by the Commissioners; the Miramar Cultural Trust, Inc., a not-for-profit board organized to support the arts in the City of Miramar, to provide endowment and annual financial support for the MCC, and to encourage, solicit, and administer gifts and bequests of property and funds for the advancement and long-term fiscal viability of the MCC and its projects and programs. The Cultural Affairs Department brand for MCC was trademarked on July 19, 2011, by the United States of America Patent and Trademark Office. It includes a logo which represents an artistic take on the Center's acronym for its facility (MCC) and is connected to the slogan, "Where Community and Culture Converge."

As indicated in the Position Detail, this department is comprised of 20.5 budgeted positions, 17 full-time, four (2.0 FTEs) part-time and three (1.5 FTEs) seasonal part-time employees. In addition to the budgeted positions, there are also approximately 59 as needed temporary help positions. The four (4) programs provided are:

1. Administration
2. Arts & Education
3. Food & Beverage Services
4. Theatre Production

FY 2023 Accomplishments

- Upgraded MCC's building through improvements and equipment upgrades inclusive of refurbishment of Alison Sky fountain and enhanced audio/visual installation inside theater.
- Created the MCC Artscape, an interactive public sculpture showroom at the posterior of the buildings' lake; as well as hosted a ribbon cutting to honor its inauguration.
- Delivered six public exhibitions inclusive of Fragments, A Jamaica We Come From, From Embarrassment to Pride, Phenomenal Woman, Vernacular Spectacular Art of the Contemporary Caribbean Diaspora, and Windows to our World heritage mural installations.
- Presented seven MCC PRESENTS productions: Nella/Katie James , Soledad Bravo, Bebe Winans and Le'Andria Johnson, Boyz II Men, Madama Butterfly, On Your Feet Broadway Musical, and Shabba Ranks.
- Successfully conducted MCC Presents season with 60% sale through and above.
- Conducted Sold out mission driven programming classes inclusive of Adult Ballet, Afro Fusions, Kida Kitchen Live, Dance Choreography for Kids, Visual Arts classes, Freeform Art Saturdays, Junior Chef, Miramar Comic Expo, Sip and Paint for Kids.
- Served over 2,500 Broward County Public School students via student matinee performances.

FY 2024 Goals

- Upgrade MCC's building through improvements and equipment upgrades inclusive of refurbishment of Alison Sky fountain, enhanced audio/visual equipment installation inside theater.
- Deliver 5 MCC PRESENTS productions.
- Conduct sold out mission driven programming classes inclusive of Adult Ballet, Afro Fusions, Kids Kitchen live, Dance Choreography for Kids, Visual Arts classes, Freeform Art Saturdays, Junior Chef, Miramar Comic Expo, Sip and Paint for Kids.

Program Revenues, Expenditures and Positions Summary

Dedicated Revenues	FY 2021 Actual	FY 2022 Actual	FY 2023 Budget	FY 2023 Revised	FY 2024 Budget
Administration	$ —	$ —	$ 5,000	$ 5,000	$ 25,000
Arts & Education	290	62,097	107,750	107,750	137,870
Food & Beverage Services	78,588	435,883	785,000	785,000	790,900
Theatre Production	363,141	434,904	605,000	605,000	515,500
Client Management Services	35,982	—	—	—	—
Total	**$ 478,001**	**$ 932,884**	**$ 1,502,750**	**$ 1,502,750**	**$ 1,469,270**

Beautiful Miramar Cultural Center Botanical Gardens

Cultural Affairs

Expenditures by Program	FY 2021 Actual	FY 2022 Actual	FY 2023 Budget	FY 2023 Revised	FY 2024 Budget
Administration	$ 600,934	$ 521,694	$ 849,400	$ 875,603	$ 1,093,700
Arts & Education	402,461	424,660	570,900	619,800	553,800
Food & Beverage Services	576,356	582,999	780,300	845,160	770,300
Theatre Production	1,141,782	1,757,048	2,207,189	2,159,026	2,472,789
Total	**$ 2,721,533**	**$ 3,286,402**	**$ 4,407,789**	**$ 4,499,589**	**$ 4,890,589**
Expenditures by Category					
Personnel Services	$ 1,775,490	$ 1,478,433	$ 2,497,200	$ 2,589,000	$ 2,767,000
Operating Expense	946,043	1,702,454	1,904,189	1,904,189	2,116,189
Capital Outlay	—	105,515	6,400	6,400	7,400
Total	**$ 2,721,533**	**$ 3,286,402**	**$ 4,407,789**	**$ 4,499,589**	**$ 4,890,589**
Positions by Program					
Administration	3.00	3.00	3.00	3.00	3.00
Arts & Education	5.00	4.50	4.50	4.50	4.50
Food & Beverage Services	2.50	2.00	3.00	3.00	3.00
Theatre Production	4.50	7.50	8.50	8.50	10.00
Total	**15.00**	**17.00**	**19.00**	**19.00**	**20.50**
Position Detail					
Apprentice - Production - Part-time	—	—	0.50	0.50	0.50
Arts & Education Administrator	1.00	1.00	1.00	1.00	1.00
Assistant Director of Cultural Affairs	1.00	1.00	1.00	1.00	1.00
Banquet Manager	1.00	1.00	1.00	1.00	1.00
Box Office Manager	—	1.00	1.00	1.00	1.00
Box Office Manager - Part-time	0.50	—	—	—	—
Cultural Affairs Department Coordinator	1.00	1.00	1.00	1.00	1.00
Cultural Affairs Event Service Aide	3.00	2.00	2.00	2.00	2.00
Cultural Affairs Events & Activity Coordinator	2.00	2.00	2.00	2.00	3.00
Cultural Affairs Events & Activity Coordinator - Part-time (2)	—	0.50	0.50	0.50	1.00
Director of Cultural Affairs	1.00	1.00	1.00	1.00	1.00
Event Services Supervisor	1.00	2.00	2.00	2.00	2.00
Food & Beverage Operations Supervisor	—	—	1.00	1.00	1.00
General Manager	1.00	1.00	—	—	—
Lead Usher - Part-time	—	—	0.50	0.50	0.50
Operations Manager	—	—	1.00	1.00	1.00
Production Manager	—	1.00	1.00	1.00	1.00
Program Administrator	1.00	1.00	1.00	1.00	1.00
Recreation Aide I - Part-time (Seasonal)	0.50	0.50	0.50	0.50	0.50
Recreation Aide III - Part-time (Seasonal) (2)	1.00	1.00	1.00	1.00	1.00
Total FTE's	**15.00**	**17.00**	**19.00**	**19.00**	**20.50**

Cultural Affairs Balanced Scorecard

Measures	Objectives	Series Status	FY 2022 Actual	FY 2023 Actual	FY 2024 Goal
Conference with Arts Advisory Members once per quarter	Cultivate relationships within our communities	Q4 Actual	1.00	1.00	
		YTD Actual	4.00	4.00	
		EOY Target	4.00	4.00	4.00
		% Target	100.00%	100.00%	
		% Goal	100.00%	100.00%	
Meets budget target - Expenses	Ensure financial responsibility	Q4 Actual	$226,115.78	$975,255.00	
		YTD Actual	$3,286,402.06	$4,428,608.00	
		EOY Target	$4,017,204.00	$4,407,789.00	$4,890,589.00
		% Target	81.81%	100.47%	
		% Goal	100.00%	100.00%	
Meets projected target - Expenses	Ensure financial responsibility	Q4 Actual	$226,115.78	$975,255.00	
		YTD Actual	$3,286,402.06	$4,428,608.00	
		EOY Projection	$4,370,689.00	$4,373,539.00	$4,890,589.00
		% Target	75.19%	101.26%	
		% Goal	100.00%	100.00%	
Meets budget target - Revenues	Ensure financial responsibility	Q4 Actual	$375,114.75	$113,200.00	
		YTD Actual	$927,617.74	$1,183,516.00	
		EOY Target	$1,321,750.00	$1,502,750.00	$1,469,270.00
		% Target	70.18%	78.76%	
		% Goal	100.00%	100.00%	

Cultural Affairs Balanced Scorecard

Measures	Objectives	Series Status	FY 2022 Actual	FY 2023 Actual	FY 2024 Goal
Meets projected target - Revenues	Ensure financial responsibility	Q4 Actual	$375,114.75	$113,200.00	
		YTD Actual	$927,617.74	$1,183,516.00	
		EOY Projection	$1,296,750.00	$1,010,056.00	$1,469,270.00
		% Target	71.53%	117.17%	
		% Goal	100.00%	100.00%	
Apply for 2 grants per fiscal year	Ensure financial responsibility	Q4 Actual	1.00	1.00	
		YTD Actual	4.00	4.00	
		EOY Target	2.00	2.00	2.00
		% Target	200.00%	200.00%	
		% Goal	100.00%	100.00%	
Book 30 events per quarter	Strengthen sales	Q4 Actual	30.00	30.00	
		YTD Actual	120.00	120.00	
		EOY Target	120.00	120.00	120.00
		% Target	100.00%	100.00%	
		% Goal	100.00%	100.00%	
Staff attend 7 internal or external workshops/ conferences or events annually	Professional development for staff	Q4 Actual	2.00	2.00	
		YTD Actual	8.00	8.00	
		EOY Target	7.00	7.00	7.00
		% Target	114.29%	114.29%	
		% Goal	100.00%	100.00%	

Cultural Affairs Balanced Scorecard

Measures	Objectives	Series Status	FY 2022 Actual	FY 2023 Actual	FY 2024 Goal
Increase Arts & Education participation by 5%	Strengthen Arts & Education programs participation	Q4 Actual	1.50	1.50	
		YTD Actual	6.00	9.00	
		EOY Target	5.00	5.00	5.00
		% Target	120.00%	180.00%	
		% Goal	100%	100.00%	
Complete 4 annual exhibitions	Offer well-managed events and facilities for patrons, renters, artists and the City	Q4 Actual	1.00	1.00	
		YTD Actual	4.00	4.00	
		EOY Target	4.00	4.00	4.00
		% Target	100.00%	100.00%	
		% Goal	100.00%	100.00%	
Increase social media footprint across all platforms	Raise awareness of Miramar Cultural Center and our programs	Q4 Actual	2.00%	2.00%	
		YTD Actual	8.00%	8.00%	
		EOY Target	7.00%	7.00%	7.00%
		% Target	114.29%	114.29%	
		% Goal	100.00%	100.00%	
Increase outreach of print collateral engagement by 7%	Strengthen marketing	Q4 Actual	2.00%	2.00%	
		YTD Actual	8.00%	8.00%	
		EOY Target	7.00%	7.00%	7.00%
		% Target	114.29%	114.29%	
		% Goal	100.00%	100.00%	
Curate a profile for the MCC experience inclusive of one plaza activity, Miramar 1st buying campaign and Miramar Theater Days and Nights programming	Improve MCC community experience	Q4 Actual	1.00	1.00	
		YTD Actual	4.00	4.00	
		EOY Target	4.00	4.00	4.00
		% Target	100.00%	100.00%	
		% Goal	100.00%	100.00%	

FY23 actuals (revenues and expenses) are as of 11/08/2023.

End of year targets exclude year-end budget amendments.

Cultural Affairs FTE's by Program

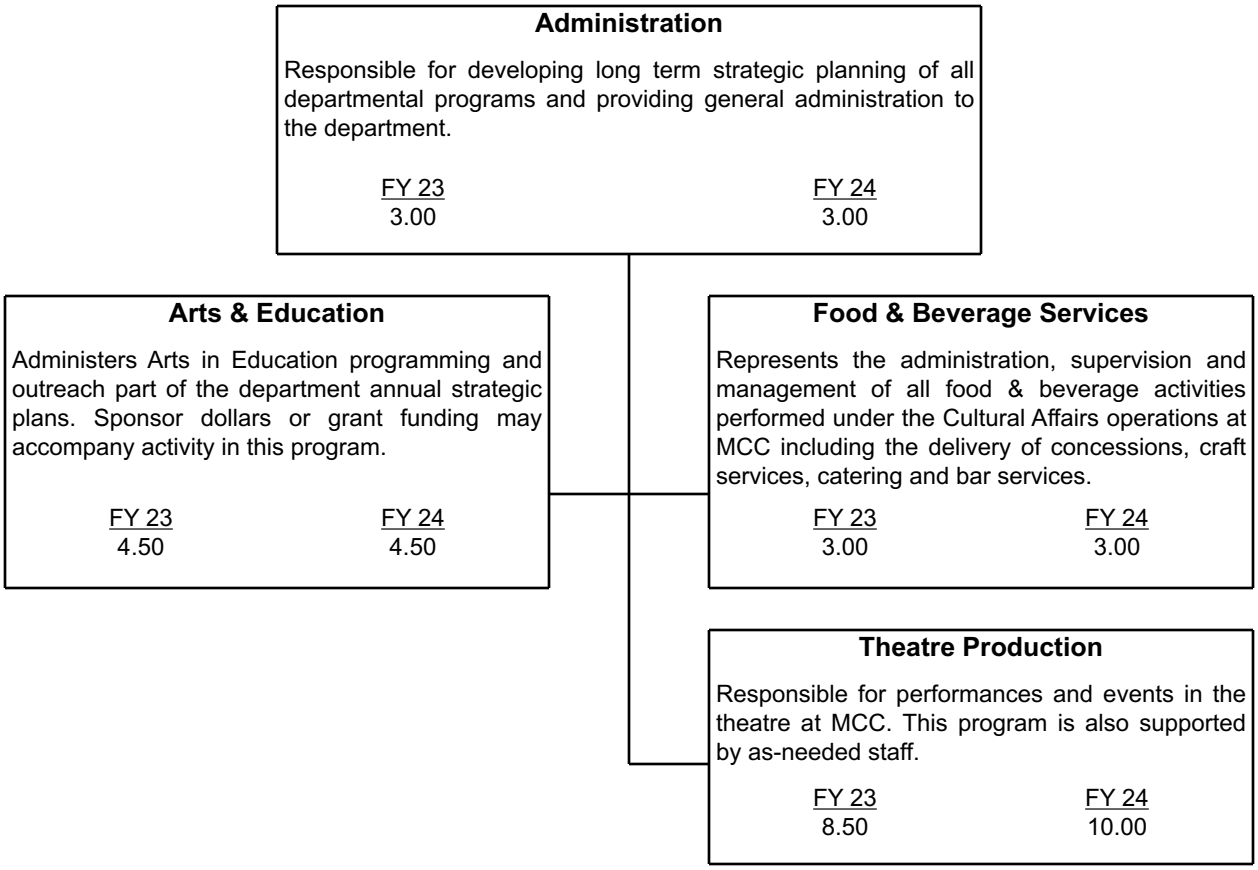

Administration—Program 100

Description

This program is responsible for developing long term strategic planning and general administration for the Cultural Affairs Department. This includes developing the department's vision, managing major relationships, contract administration, providing policy, budgeting, and accounting.

	Object Code	FY 2021 Actual	FY 2022 Actual	FY 2023 Budget	FY 2023 Revised	FY 2024 Budget
Dedicated Revenues						
Progr Support-MCC Presents	366210	**$ —**	**$ —**	**$ 5,000**	**$ 5,000**	**$ 25,000**
Expenditures by Category						
Personnel Services		$ 479,743	$ 316,934	$ 638,100	$ 647,600	$ 693,900
Operating Expense		121,191	204,760	211,300	228,003	399,800
Departmental Capital Outlay		—	—	—	—	—
Total		**$ 600,934**	**$ 521,694**	**$ 849,400**	**$ 875,603**	**$ 1,093,700**
Percent of Time by Position						
Assistant Director of Cultural Affairs		1.00	1.00	1.00	1.00	1.00
Cultural Affairs Department Coordinator		1.00	1.00	1.00	1.00	1.00
Director of Cultural Affairs		1.00	1.00	1.00	1.00	1.00
Total		**3.00**	**3.00**	**3.00**	**3.00**	**3.00**

Arts & Education—Program 683

Description

This program develops and manages children's programming, educational performances and workshops, and exhibitions and activities in the Ansin Family Art Gallery. Programs include master classes and workshops, school performances, Little Broadway Summer Camp and additional educational opportunities. The exhibitions in the Ansin Family Art Gallery will be presented in partnership with prestigious local arts organizations and be offered as further educational opportunities for schools, community organizations, and the public.

	Object Code	FY 2021 Actual	FY 2022 Actual	FY 2023 Budget	FY 2023 Revised	FY 2024 Budget
Dedicated Revenues						
Souvenirs	347350	$ 290	$ —	$ 750	$ 750	$ 750
Registration Fees - EDU Programs	347308	—	4,039	2,500	2,500	33,520
Ticket Sales	347339	—	48,014	22,500	22,500	20,600
Summer Programs	347210	—	800	77,000	77,000	77,000
Program Support - Education	366212	—	9,245	5,000	5,000	6,000
Total		**$ 290**	**$ 62,097**	**$ 107,750**	**$ 107,750**	**$ 137,870**
Expenditures by Category						
Personnel Services		$ 308,943	$ 246,052	$ 376,700	$ 427,600	$ 350,800
Operating Expense		93,518	178,609	194,200	192,200	203,000
Departmental Capital Outlay		—	—	—	—	—
Total		**$ 402,461**	**$ 424,660**	**$ 570,900**	**$ 619,800**	**$ 553,800**
Percent of Time by Position						
Arts & Education Administrator		1.00	1.00	1.00	1.00	1.00
Box Office Manager - P/T		0.50	—	—	—	—
Cultural Affairs Event Service Aide		1.00	1.00	1.00	1.00	1.00
Cultural Affairs Events & Activity Coordinator		1.00	1.00	1.00	1.00	1.00
Recreation Aide I (PT-Seasonal)		0.50	0.50	0.50	0.50	0.50
Recreation Aide III (2 PT-Seasonal)		1.00	1.00	1.00	1.00	1.00
Total		**5.00**	**4.50**	**4.50**	**4.50**	**4.50**

Food & Beverage Services—Program 684

Description

This program provides for sales, administration, supervision and management of all food & beverage activities at MCC and where contracted elsewhere for concessions and catering. This program is conducted with the consideration of regulatory guidelines delivered by the State of Florida for food, beverage, and liquor administration.

	Object Code	FY 2021 Actual	FY 2022 Actual	FY 2023 Budget	FY 2023 Revised	FY 2024 Budget
Dedicated Revenues						
Banquet Hall Service Fee	347304	$ 10,547	$ 38,293	$ 58,000	$ 58,000	$ 54,400
Concession-Food	347310	729	15,205	17,000	17,000	20,000
Concession-Beverage	347311	1,089	15,604	14,000	14,000	20,000
Concession-Alcohol	347312	7,762	74,338	75,000	75,000	85,000
Catering-Food	347313	7,990	57,667	117,500	117,500	75,000
Catering-Beverage	347314	1,145	2,798	13,000	13,000	3,000
Catering-Alcohol	347315	1,140	13,892	61,500	61,500	20,500
Reception Package	347316	38,170	85,623	300,000	300,000	300,000
Food & Beverage Svcs	347320	2,026	10,200	7,000	7,000	15,000
Food & Bev Staff- Reimbursable	347330	5,121	18,873	12,000	12,000	25,000
Rental-In House Equip-Banquet	362209	1,624	4,781	5,000	5,000	5,000
Rental-Banquet Hall	362215	1,247	97,211	100,000	100,000	165,000
Rental-Kitchen	362216	—	500	—	—	—
Rental-Small Wares	362217	—	900	5,000	5,000	3,000
Total		**$ 78,588**	**$ 435,883**	**$ 785,000**	**$ 785,000**	**$ 790,900**
Expenditures by Category						
Personnel Services		$ 290,347	$ 345,705	$ 512,500	$ 543,900	$ 510,500
Operating Expense		286,009	237,294	267,800	301,260	259,800
Departmental Capital Outlay		—	—	—	—	—
Total		**$ 576,356**	**$ 582,999**	**$ 780,300**	**$ 845,160**	**$ 770,300**
Percent of Time by Position						
Banquet Manager		1.00	1.00	1.00	1.00	1.00
Cultural Affairs Event Service Aide		0.50	0.50	0.50	0.50	0.50
Event Services Supervisor		1.00	0.50	0.50	0.50	0.50
Food & Beverage Operations Supervisor		—	—	1.00	1.00	1.00
Total		**2.50**	**2.00**	**3.00**	**3.00**	**3.00**

Theatre Production—Program 685

Description

This program provides for the planning, management and execution of productions and events in the theatre at MCC. Among these events and productions are those presented solely by MCC, presented with an external producer as co- producers, and by artistic companies in residence at MCC, as well as a variety of artistic, community and corporate events for which the theatre at MCC is rented.

	Object Code	FY 2021 Actual	FY 2022 Actual	FY 2023 Budget	FY 2023 Revised	FY 2024 Budget
Dedicated Revenues						
Ticket Sales	347339	$ 43,617	$ 72,172	$ 120,000	$ 120,000	$ 180,000
Box Office Svcs Fee	347340	—	—	25,000	25,000	—
Ticket Printing Fee-For Profit	347341	—	779	10,000	10,000	3,000
Credit Card Fee	347345	—	57	25,000	25,000	1,000
Facility Ticket Fee	347346	—	32,220	75,000	75,000	40,000
Production Staff Reimbursable	347371	—	106,114	100,000	100,000	120,000
Production Equipment Rental	347372	—	2,804	20,000	20,000	3,000
Production Outside Equip Renta	347373	—	100	40,000	40,000	—
Production Svcs Fee	347374	—	6,726	8,000	8,000	10,000
Production Svcs Incidental	347375	—	1,377	5,000	5,000	1,500
Theater Svcs Package	347380	—	—	50,000	50,000	—
Theater Addtl Srvc Fire Marshal	347385	—	4,300	1,000	1,000	5,000
Theater Insurance	347386	—	1,600	5,000	5,000	2,000
Rental-Theater	362205	304,525	181,656	120,000	120,000	150,000
Rental-Rooms	362206	—	—	1,000	1,000	—
Trfr Fr Fed Grant Fund	381162	15,000	25,000	—	—	—
Total		**$ 363,141**	**$ 434,904**	**$ 605,000**	**$ 605,000**	**$ 515,500**
Expenditures by Category						
Personnel Services		$ 696,456	$ 569,743	$ 969,900	$ 969,900	$ 1,211,800
Operating Expense		445,326	1,081,790	1,230,889	1,182,726	1,253,589
Departmental Capital Outlay		—	105,515	6,400	6,400	7,400
Total		**$ 1,141,782**	**$ 1,757,048**	**$ 2,207,189**	**$ 2,159,026**	**$ 2,472,789**
Percent of Time by Position						
Apprentice-Production PT		—	—	0.50	0.50	0.50
Box Office Manager		—	1.00	1.00	1.00	1.00
Cultural Affairs Event Service Aide		1.50	0.50	0.50	0.50	0.50
Cultural Affairs Events & Activity Coordinator		1.00	1.00	1.00	1.00	2.00
Cultural Affairs Events & Activity Coordinator PT		—	0.50	0.50	0.50	1.00
Event Services Supervisor		—	1.50	1.50	1.50	1.50
General Manager		1.00	1.00	—	—	—
Lead Usher P/T		—	—	0.50	0.50	0.50
Operations Manager		—	—	1.00	1.00	1.00
Production Manager		—	1.00	1.00	1.00	1.00
Program Administrator		1.00	1.00	1.00	1.00	1.00
Total		**4.50**	**7.50**	**8.50**	**8.50**	**10.00**

Client Management Services—Program 680

Description

In FY17, the Client Management Services Program was replaced with Theatre Production and Theatre Facilities Programs.

Dedicated Revenues	Object Code	FY 2021 Actual	FY 2022 Actual	FY 2023 Budget	FY 2023 Revised	FY 2024 Budget
Rental-Theatre	362205	$ 35,982	$ —	$ —	$ —	$ —
Total		**$ 35,982**	**$ —**	**$ —**	**$ —**	**$ —**
Expenditures by Category						
Personnel Services		$ —	$ —	$ —	$ —	$ —
Operating Expense		—	—	—	—	—
Departmental Capital Outlay		—	—	—	—	—
Total		**$ —**	**$ —**	**$ —**	**$ —**	**$ —**

Great Event Venue at Miramar Cultural Center (MCC)

Cultural Affairs Expenditures by Object Code

Administration—001-68-100-573-

Object #	Account Description	FY 2021 Actual	FY 2022 Actual	FY 2023 Budget	FY 2023 Revised	FY 2024 Budget
	Personnel Services					
601200	Employee Salaries	$ 232,189	$ 83,015	$ 353,500	$ 353,500	$ 382,500
601205	Lump Sum Payout - Accrued Time	51,060	43,552	58,700	68,200	58,600
601210	Non-Pensionable Earnings	—	1,750	—	—	—
601215	Communication Stipend	5,288	5,363	5,900	5,900	5,900
601220	Longevity Pay	1,378	1,854	2,900	2,900	3,300
601400	Overtime-General	—	—	3,300	3,300	3,300
601410	Overtime-Holiday	—	—	700	700	700
602100	FICA & MICA	20,609	23,868	28,800	28,800	32,000
602235	Pension-Senior Mgmt	78,100	56,000	76,000	76,000	90,500
602265	Pension-457	12,604	13,275	14,800	14,800	16,300
602300	Pmt In Lieu Of Insurance	5,395	5,611	5,600	5,600	5,600
602306	Dental Insurance-PPO	1,938	2,126	2,400	2,400	2,400
602309	Basic Life Insurance	523	781	1,000	1,000	1,100
602311	Long-Term Disability Ins	119	179	500	500	2,200
602312	HDHP Aetna	13,791	21,761	31,400	31,400	29,400
602313	HSA Payflex	2,450	3,500	4,200	4,200	4,800
602400	Workers' Compensation	54,300	54,300	48,400	48,400	55,300
	Sub-Total	479,743	316,934	638,100	647,600	693,900
	Operating Expense					
603190	Prof Svcs-Other	1,960	—	—	—	—
603400	Contract Svcs-Other	80	—	—	—	—
603401	Janitorial Svcs	14,484	58,872	59,100	59,100	99,100
603455	Security Svcs	66,432	94,258	95,000	94,300	190,000
604001	Travel & Training	—	5,681	4,000	15,982	8,000
604200	Postage	26	355	1,200	1,200	1,200
604550	Health Ins Internal Serv Chg	2,900	1,600	1,500	1,500	4,800
604610	Fleet Internal Svcs Charge	2,800	2,500	3,300	3,300	4,100
604916	Administrative Expense	4,835	324	—	—	—
604920	License & Permit Fees	465	527	6,500	5,045	500
604989	IT Internal Svcs Charge	19,300	23,500	22,800	22,800	22,000
604997	Other Operating Expenses	428	1,872	2,000	4,000	2,000
604998	Contingency	—	2,844	5,000	3,900	55,000
605100	Office Supplies	1,242	1,635	2,000	2,000	2,000
605120	Computer Operating Expenses	250	—	2,000	(86)	2,000
605220	Vehicle Fuel-On-Site	1,166	4,256	1,200	1,200	1,300
605225	Equip Gas Oil & Lube	—	—	500	500	600
605250	Noncap Furn (Item less 5000)	—	—	1,200	1,072	1,200
605251	Noncap Equip (Item less 5000)	—	618	900	7,149	900
605290	Other Operating Supplies	—	598	500	2,835	500
605410	Subscriptions & Memberships	4,583	4,806	1,600	1,600	3,600
605500	Training-General	241	517	1,000	606	1,000
	Sub-Total	121,191	204,760	211,300	228,003	399,800
	Total	**$ 600,934**	**$ 521,694**	**$ 849,400**	**$ 875,603**	**$ 1,093,700**

Arts & Education—001-68-683-573-

Object #	Account Description	FY 2021 Actual	FY 2022 Actual	FY 2023 Budget	FY 2023 Revised	FY 2024 Budget
	Personnel Services					
601200	Employee Salaries	$ 181,323	$ 67,250	$ 239,300	$ 239,300	$ 210,500
601205	Lump Sum Payout - Accrued Time	9,010	20,939	1,100	52,000	13,300
601210	Non-Pensionable Earnings	—	2,250	—	—	—
601215	Communication Stipend	488	2,363	—	—	—
601400	Overtime-General	—	3,395	3,500	3,500	3,500
601410	Overtime-Holiday	—	—	100	100	100
602100	FICA & MICA	15,162	20,987	18,600	18,600	17,300
602210	Pension-General	27,000	27,900	12,100	12,100	17,400
602235	Pension-Senior Mgmt	18,000	32,000	34,900	34,900	22,000
602265	Pension-457	3,180	5,421	4,900	4,900	2,800
602300	Pmt In Lieu Of Insurance	5,611	5,611	5,600	5,600	5,600
602305	Health Insurance-HMO	4,496	8,912	28,000	28,000	12,600
602306	Dental Insurance-PPO	155	568	—	—	—
602307	Dental Insurance-HMO	290	218	500	500	300
602309	Basic Life Insurance	510	946	700	700	600
602311	Long-Term Disability Ins	99	124	300	300	1,200
602312	HDHP Aetna	10,770	14,670	—	—	11,100
602313	HSA Payflex	2,450	2,100	—	—	1,600
602400	Workers' Compensation	30,400	30,400	27,100	27,100	30,900
	Sub-Total	308,943	246,052	376,700	427,600	350,800
	Operating Expense					
603190	Prof Svcs-Other	—	28,365	30,000	28,000	30,000
603480	Artist Contract	36,019	35,910	45,300	49,760	45,300
604300	Water/Wastewater Svcs	3,947	4,283	4,200	4,200	5,000
604500	Risk Internal Svcs Charge	500	2,100	1,800	1,800	1,700
604550	Health Ins Internal Serv Chg	2,500	1,300	1,300	1,300	3,400
604610	Fleet Internal Svcs Charge	1,600	1,400	1,800	1,800	2,100
604892	Art Gallery	22,459	34,945	49,900	49,900	49,900
604916	Administrative Expense	—	642	900	(8,260)	900
604989	IT Internal Svcs Charge	21,300	32,900	21,500	21,500	27,100
604991	Summer Programs	—	31,327	26,600	26,300	26,600
605220	Vehicle Fuel-On-Site	576	—	600	600	700
605225	Equip Gas Oil & Lube	—	—	300	300	300
605230	Program Supplies	617	5,436	10,000	15,000	10,000
605253	NonCap Public Art (less 5,000)	4,000	—	—	—	—
	Sub-Total	93,518	178,609	194,200	192,200	203,000
	Total	**$ 402,461**	**$ 424,660**	**$ 570,900**	**$ 619,800**	**$ 553,800**

Food & Beverage Services—001-68-684-579-

Object #	Account Description	FY 2021 Actual	FY 2022 Actual	FY 2023 Budget	FY 2023 Revised	FY 2024 Budget
	Personnel Services					
601200	Employee Salaries	$ 149,594	$ 185,923	$ 317,400	$ 317,400	$ 320,900
601205	Lump Sum Payout - Accrued Time	10,918	16,881	15,300	46,700	3,800
601210	Non-Pensionable Earnings	—	1,500	—	—	—
601215	Communication Stipend	1,950	2,075	2,000	2,000	2,000
601400	Overtime-General	798	5,816	5,300	5,300	5,300
601410	Overtime-Holiday	—	—	600	600	600
602100	FICA & MICA	12,023	16,135	25,900	25,900	25,300
602210	Pension-General	4,400	4,300	18,600	18,600	17,000
602235	Pension-Senior Mgmt	19,800	18,800	20,500	20,500	23,700
602260	Pension-401	3,128	3,221	3,500	3,500	3,700
602265	Pension-457	3,957	4,168	4,400	4,400	4,600
602304	Health Insurance-PPO	—	—	16,700	16,700	7,300
602305	Health Insurance-HMO	34,204	37,103	36,400	36,400	43,300
602306	Dental Insurance-PPO	1,375	1,372	1,800	1,800	1,400
602307	Dental Insurance-HMO	—	—	—	—	200
602309	Basic Life Insurance	237	379	900	900	900
602311	Long-Term Disability Ins	64	95	500	500	1,800
602312	HDHP Aetna	—	23	—	—	—
602313	HSA Payflex	—	15	—	—	—
602400	Workers' Compensation	47,900	47,900	42,700	42,700	48,700
	Sub-Total	290,347	345,705	512,500	543,900	510,500
	Operating Expense					
603400	Contract Svcs-Other	31,929	43,623	45,000	34,770	45,000
603401	Janitorial Svcs	92,437	32,736	40,000	40,000	—
603425	Software License & Maint	839	—	2,300	—	2,300
603470	Temporary Help	468	5,748	1,000	23,054	1,000
604300	Water/Wastewater Svcs	3,947	4,283	4,200	4,200	5,000
604302	Gas-Propane	1,572	1,573	1,600	1,600	1,600
604500	Risk Internal Svcs Charge	10,400	44,500	36,500	36,500	34,300
604550	Health Ins Internal Serv Chg	8,900	4,800	4,600	4,600	5,800
604610	Fleet Internal Svcs Charge	800	700	900	900	1,100
604625	R&M Equipment	6,992	16,729	20,000	20,000	20,000
604916	Administrative Expense	—	79	500	500	500
604920	License & Permit Fees	1,788	2,396	2,000	2,000	2,000
604989	IT Internal Svcs Charge	15,200	18,300	25,100	25,100	17,000
605220	Vehicle Fuel-On-Site	—	—	600	600	700
605225	Equip Gas Oil & Lube	34	—	300	300	300
605230	Program Supplies	21,163	32,471	20,000	35,000	30,000
605235	General Food & Beverage	85,198	36,858	48,500	58,500	88,500
605247	Janitorial Supplies	3,506	3,686	3,700	3,700	3,700
605290	Other Operating Supplies	683	(11,382)	10,000	9,500	—
605500	Training-General	153	194	1,000	436	1,000
	Sub-Total	286,009	237,294	267,800	301,260	259,800
	Total	**$ 576,356**	**$ 582,999**	**$ 780,300**	**$ 845,160**	**$ 770,300**

Theatre Production—001-68-685-573-

Object #	Account Description	FY 2021 Actual	FY 2022 Actual	FY 2023 Budget	FY 2023 Revised	FY 2024 Budget
	Personnel Services					
601200	Employee Salaries	$ 399,491	$ 207,826	$ 601,900	$ 601,900	$ 754,200
601205	Lump Sum Payout - Accrued Time	17,018	23,610	20,600	20,600	19,400
601210	Non-Pensionable Earnings	—	3,500	—	—	—
601215	Communication Stipend	1,950	2,075	5,900	5,900	5,900
601400	Overtime-General	17,637	16,156	11,300	11,300	11,300
601410	Overtime-Holiday	161	—	200	200	200
602100	FICA & MICA	33,236	36,514	48,700	48,700	60,300
602210	Pension-General	14,800	14,900	8,500	8,500	32,700
602235	Pension-Senior Mgmt	40,800	71,400	79,400	79,400	86,400
602260	Pension-401	3,009	3,221	3,500	3,500	3,700
602265	Pension-457	5,380	4,604	7,200	7,200	6,900
602300	Pmt In Lieu Of Insurance	6,906	1,295	—	—	—
602304	Health Insurance-PPO	15,921	25,502	33,400	33,400	36,500
602305	Health Insurance-HMO	25,011	19,726	21,900	21,900	64,300
602306	Dental Insurance-PPO	1,817	2,519	2,500	2,500	2,900
602307	Dental Insurance-HMO	439	142	200	200	400
602309	Basic Life Insurance	966	1,395	1,700	1,700	2,200
602311	Long-Term Disability Ins	135	2,226	900	900	4,300
602312	HDHP Aetna	11,780	30,319	31,400	31,400	18,200
602313	HSA Payflex	2,800	5,615	4,200	4,200	3,200
602400	Workers' Compensation	97,200	97,200	86,500	86,500	98,800
	Sub-Total	696,456	569,743	969,900	969,900	1,211,800
	Operating Expense					
603190	Prof Svcs-Other	162,179	140,605	181,000	181,000	181,000
603400	Contract Svcs-Other	16,570	17,805	18,092	17,792	18,092
603401	Janitorial Svcs	—	34,430	44,097	44,097	44,097
603470	Temporary Help	—	1,103	1,000	1,000	1,000
604001	Travel & Training	17	137	300	140	300
604300	Water/Wastewater Svcs	7,893	8,565	8,400	8,400	10,000
604301	Electricity Svcs	60,821	54,876	84,200	84,200	86,800
604500	Risk Internal Svcs Charge	15,400	65,800	53,900	53,900	50,600
604550	Health Ins Internal Serv Chg	7,900	4,200	4,000	4,000	14,300
604610	Fleet Internal Svcs Charge	3,200	2,900	3,800	3,800	4,600
604625	R&M Equipment	10,202	16,741	17,600	19,600	17,600
604630	R&M Electric	7,971	10,314	12,700	12,700	12,700
604890	Special Events-Other	—	—	200	—	200
604891	Theatre Productions	121,200	681,814	739,900	688,900	739,900
604989	IT Internal Svcs Charge	27,300	36,500	53,800	53,800	64,400
605220	Vehicle Fuel-On-Site	17	—	600	600	700
605225	Equip Gas Oil & Lube	—	—	300	300	300
605240	Uniforms Cost	295	—	1,000	812	1,000
605247	Janitorial Supplies	4,362	6,000	6,000	7,685	6,000
	Sub-Total	445,326	1,081,790	1,230,889	1,182,726	1,253,589
	Departmental Capital Outlay					
606400	Machinery & Equipment	—	95,215	—	—	—
606441	Vehicle Replacement Program	—	10,300	6,400	6,400	7,400
	Sub-Total	—	105,515	6,400	6,400	7,400
	Total	**$ 1,141,782**	**$ 1,757,048**	**$ 2,207,189**	**$ 2,159,026**	**$ 2,472,789**

Object #	Account Description	Justification
Revenue		
347210	Summer Program	This account is to account for revenues from Parks and Cultural Affairs summer camp tuition fees.
347304	Banquet Hall Service Fee	This revenue account records revenues resulting from a service charge on all Banquet Hall Service items.
347308	Registration Fees-EDU Programs	These fees are collected from participants in educational programs.
347310	Concession-Food	This revenue account is used to record revenues from concession sales of food.
347311	Concession-Beverage	This revenue account is used to record revenues from concession sales of non-alcoholic beverages.
347312	Concession-Alcohol	This revenue account records revenues from concession sales of alcoholic beverages.
347313	Catering-Food	This revenue account records revenues from sales of food at events which are priced for the client as "a la carte" and not as a package price.
347314	Catering-Beverage	This revenue account records revenues from sales of non-alcoholic beverages at events which are priced for the client as "a la carte" and not as a package price.
347315	Catering-Alcohol	This revenue account records revenues from sales of alcoholic beverages at events which are priced for the client as "a la carte" and not as a package price.
347316	Reception Package	To account for revenue related to package sales (weddings, breakfast, etc.).
347320	Food & Beverage Svcs	This revenue account records revenues from rentals of linen and décor in Food and Beverage Services.
347330	Food & Bev Staff- Reimbursable	This revenue account records revenues received from rental clients to pay for reimbursable labor for rental events such as servers and bartenders in Food and Beverage Services.
347339	Ticket Sales	Revenue from ticket sales at various City facilities and events.
347341	Ticket Printing Fee-For Profit	This revenue account serves to record revenues received from ticket printing fees charged to renters as per Commission approved Price List and embedded in rental contracts.
347345	Credit Card Fee	Credit card fee of to help recover credit card fees charged by our electronic vendors for all credit/debit card transactions. Fee is consistent with fees charged by other municipalities.
347346	Facility Ticket Fee	This revenue account serves to record revenues received from Facility Fee charged per ticket for all ticket types (except lap tickets and administrative comps) as embedded in contracts.
347350	Souvenirs	This account is used to budget for revenues as a result of sales of souvenirs.
347371	Production Staff Reimbursable	This revenue account serves to record revenues received as a reimbursement for as-needed production staff charges for rental productions.
347372	Production Equipment Rental	This revenue account serves to record revenues received from Production Equipment rented by MCC to renters at their option at rates embedded in contracts.
347374	Production Svcs Fee	This revenue account is to record revenues received from Production Service charges calculated based on a percentage of production costs (minimum of $200).
347375	Production Svcs Incidental	This revenue account serves to record revenues received from Production Service charge for incidentals as per Commission approved price list and at rates embedded in contracts.
347385	Theater Addtl Srvc Fire Marsha	This revenue account records revenues received from additional Fire Marshall services through MCC.
347386	Theater Insurance	This revenue account records revenues from rental clients who purchase the required event insurance through MCC.
362205	Rental-Theater	For rental of the theatre at the Cultural Arts Center.
362209	Rental-In House Equip-Banquet	This revenue account is used to record revenues from rental of in-house equipment to banquet hall rental clients.
362215	Rental-Banquet Hall	This revenue account is used to record revenues from banquet hall rental fees.
362217	Rental-Small Wares	This revenue account is used to record revenues from rental of plates, china, silverware, glassware, serving pieces, and similar portable small items to banquet hall rental clients.
366210	Prog Support-MCC Presents	This account is used to track revenue from CARE programs.
366212	Prog Support-Education	Revenues received from the Miramar Cultural Trust.
Expense		
601400	Overtime-General	This account represents costs for overtime that is necessary due to unforeseen administrative needs.
601410	Overtime-Holiday	This expenditure is for regular and overtime hours worked on contractual holidays per the individual collective bargaining agreements.
603190	Prof Svcs-Other	This cost is for professional services contracts related to RFP, Marketing, and Food & Beverage services for the MCC.

Object #	Account Description	Justification
603400	Contract Svcs-Other	This cost is for annual and other contracts including the following: Pest Control, Pressure washing of exterior, Window Cleaning, Food and Beverage: Alarm Service-Fire, Security System Service Contract; Security Guard Services ,Carpet Cleaning, Elevator Maintenance, Generator Maintenance & Inspection, Generator Fuel, Pavers Maintenance in plaza & front of building, Cleaning Upholstery and Public Art Fountain (Botanical Garden) Event Setup and Breakdown Services, Emergency Spot Pressure Cleaning Alternative support services stipend for Theater. The budgeted amount of $63,092 includes $45,000 for program 684 and $18,092 for program 685.
603401	Janitorial Svcs	The $143,197 requested is to cover the contract for janitorial services.
603425	Software License & Maint	This $2,300 is to cover the cost of software licences and maintenance fees for Venue Ops and Appetize.
603455	Security Svcs	The $190,000 budget covers the cost for non-event related and non-building related security services at the MCC.
603470	Temporary Help	This account represents costs associated with providing additional professional staff for clerical support to maintain work flow during extended employee absences.
603480	Artist Contract	This $45,300 is to cover payments of contracts with artists, for educational teaching artists.
604001	Travel & Training	This cost is for travel and training to attend annual meetings and conferences including National Association of Performing Arts Presenters' Conference (APAP), (South Arts) Performing Arts Exchange, and Americans for the Arts.
604200	Postage	This cost is for allocated postage, mail outs, Fedex and UPS charges.
604300	Water/Wastewater Svcs	This cost is for water and wastewater consumption.
604301	Electricity Svcs	This account represents allocated costs for electricity usage.
604302	Gas-Propane	This cost is for Food & Beverage Services use of propane gas for cooking purposes.
604500	Risk Internal Svcs Charge	This is restricted for allocated property and liability insurance premiums as provided by HR-Risk Management.
604550	Health Ins Internal Serv Chg	Funds the City's wellness program that encourage employees to adopt healthy habits through education, incentives and an on-site clinic.
604610	Fleet Internal Svcs Charge	This account represents costs associated with repair and maintenance of city vehicles.
604625	R&M Equipment	This cost is for repair and maintenance of various equipment.
604630	R&M Electric	This line item represents the costs for maintaining electrical systems for all City buildings and facilities and irrigation systems.
604890	Special Events-Other	This represents the cost necessary for the events and program activities.
604891	Theatre Productions	This $739,900 funding request will cover artist and production fees for MCC presents.
604892	Art Gallery	This account records all expenses related to visual art exhibitions.
604916	Administrative Expense	To provide for various administrative expenses incurred.
604920	License & Permit Fees	This $2,500 is for food and beverage license renewals.
604989	IT Internal Svcs Charge	This account is for technology related costs such as leased computers, internet, intranet, land lines, network, telephone, computer licenses, database needs and support services.
604991	Summer Programs	This cost is associated with all Cultural Affairs Arts & Education Programs including summer camp and after school activities, contracted teaching artist, field trip transportation, musical instruments, administration materials & show/class expenses.
604997	Other Operating Expenses	This represents the cost for expenses that are not budgeted in another line item and are emergency related.
604998	Contingency	This line item represents contingency funding for unanticipated expenses not budgeted in any other account.
605100	Office Supplies	This represents the cost for office supplies for staff.
605120	Computer Operating Expenses	These costs are for the Print Management Service Agreement and computer related items.
605220	Vehicle Fuel-On-Site	To provide fuel for City vehicles assigned to department.
605225	Equip Gas Oil & Lube	To provide for equipment maintenance (gas, oil, lube) for vehicles assigned to department.
605230	Program Supplies	This account is for program supplies to support Education and Gallery Services Activities including outreach events, promotions, receptions, and quarterly events at the MCC. The budget of $40,000 includes $10,000 for program 683 and $30,000 for program 684.
605235	General Food & Beverage	This expense line item provides funds for purchase of food, beverage and alcohol to support events at the MCC. FY24 Above Base Request approved $40,000.
605240	Uniforms Cost	This represents the cost of providing uniforms for all GAME members. The collective bargaining agreements provided for employees to receive uniforms and safety/special shoes.
605247	Janitorial Supplies	This cost is for various janitorial supplies such as paper products, light bulbs and other related items.
605250	Noncap Furn (Item less 5000)	This cost is for furniture and fixture that cost less than $5,000 per item.

Object #	Account Description	Justification
605251	Noncap Equip (Item less 5000)	This cost is for equipment that cost less than $5,000 per item. The $900 request will be for emergency equipment replacements at the Banquet Hall or the theater.
605290	Other Operating Supplies	The anticipated amount of funding is required for expenditures not budgeted in another line item.
605410	Subscriptions & Memberships	This cost is to maintain membership with professional associations, subscriptions and publications such as Volgistics, Florida Festival of Events (FFEA), Sun Sentinel, APAP membership and Florida Theatre Performing Arts.
605500	Training-General	This account represents the cost associated with training of personnel; such as the annual Crowd Management training for MCC staff and safety courses related to working with food items.
606441	Vehicle Replacement Program	This budgeted amount is for escrow for future vehicle replacements.

MIRAMAR
BEAUTY AND PROGRESS
EST 1955

General Fund
Non-Departmental

MIRAMAR
BEAUTY AND PROGRESS
EST 1955

Description

The Non-Departmental budget is for expenditures that are not directly related to a specific operating department or for activities that are separate from departmental operations for control purposes. As such, goals, objectives, performance measures and accomplishments do not apply to this budget.

All General Fund departments benefit from this budget. Although no positions are assigned to this budget, personnel services are for retired employees pension, health and dental insurance, the City's portion of long term care insurance and medical insurance stipend. Operating expenses include debt service for short term debt payment and transfers out from the General Fund to other funds, including the Debt Service and Capital Projects Funds.

Expenditure Summary

Summary by Category	FY 2021 Actual	FY 2022 Actual	FY 2023 Budget	FY 2023 Revised	FY 2024 Budget
Personnel Services	$ 1,855,821	$ 2,492,613	$ 2,582,000	$ 2,582,000	$ 2,582,000
Operating Expense	3,773,271	4,651,962	4,311,286	6,285,335	4,755,286
Capital Outlay	169,130	1,074,844	—	2,613,985	—
Debt Service	474,954	546,448	873,400	873,400	749,700
Total Operating Expenditures	**$ 6,273,176**	**$ 8,765,867**	**$ 7,766,686**	**$ 12,354,720**	**$ 8,086,986**
Transfer Out	9,684,520	15,692,401	13,176,472	13,630,872	14,625,970
Grants & Aids	29,208	99,500	31,000	70,400	151,000
Other Uses	954,476	530,964	925,000	183,050	925,000
Appropriated Fund Balance	—	—	1,800,000	553,816	1,937,498
Total	**$ 16,941,380**	**$ 25,088,732**	**$ 23,699,158**	**$ 26,792,858**	**$ 25,726,454**

Expenditure Detail Budget—001-70-000/505-

Object #	Account Description	FY 2021 Actual	FY 2022 Actual	FY 2023 Budget	FY 2023 Revised	FY 2024 Budget
	Debt Service					
607183	Prin-2017 Motorola Lse-Radio	$ 32,104	$ 104,713	$ 34,900	$ 34,900	$ —
607184	Prin-2017 BOA M&P Radio Lse	253,235	257,933	262,800	262,800	284,300
607189	Prin-US Bancorp FF SCBA Lease	152,466	156,784	161,300	161,300	82,300
607191	Prin BOA Siemens Energy Lease	—	—	206,300	206,300	260,800
607283	Int-2017 Motorola Lse-Radio Eq	5,801	4,687	3,100	3,100	—
607284	Int-2017 BOA M&P Radio Lse	17,445	12,747	8,000	8,000	3,100
607289	Int -US Bancorp FF SCBA Lease	13,902	9,583	5,200	5,200	900
607291	Int BOA Siemens Energy Lease	—	—	191,800	191,800	118,300
	Sub-Total	474,954	546,448	873,400	873,400	749,700
	Total	**$ 474,954**	**$ 546,448**	**$ 873,400**	**$ 873,400**	**$ 749,700**

Expenditure Detail Budget—001-90-000-519/581-

Object #	Account Description	FY 2021 Actual	FY 2022 Actual	FY 2023 Budget	FY 2023 Revised	FY 2024 Budget
	Personnel Services					
602245	Pension-Retiree	$ 166,772	$ 160,916	$ 182,900	$ 182,900	$ 182,900
602308	Long-Term Care Insurance	—	—	1,100	1,100	1,100
602315	GAME Retiree Health & Dental	155,959	244,209	250,900	250,900	272,100
602316	PBA Retiree Health & Dental	110,305	422,819	387,600	387,600	478,200
602318	NonRep Retiree Health & Dental	340,594	446,009	520,400	520,400	408,600
602319	IAFF Retiree Stipend	31,168	32,104	33,000	33,000	33,000
602320	PBA Retiree Stipend	349,310	414,525	420,000	420,000	420,000
602321	GAME Retiree Stipend	42,630	42,250	46,100	46,100	46,100
602322	Non-Rep Retiree Stipend	159,083	229,781	240,000	240,000	240,000
602600	OPEB	500,000	500,000	500,000	500,000	500,000
	Sub-Total	1,855,821	2,492,613	2,582,000	2,582,000	2,582,000
	Operating Expense					
603190	Prof Svcs-Other	483,150	1,388,763	708,702	1,771,376	708,702
603192	Consulting Services	105,597	49,978	84,900	84,900	84,900
603401	Janitorial Svcs	113,875	32,500	—	20,000	15,000
603425	Software License & Maint	—	—	—	11,450	—
603455	Security Svcs	—	3,819	—	135,200	10,000
603470	Temporary Help	—	3,571	—	—	—
603601	Firefighters Pension Benefits	1,283,870	1,335,757	1,300,000	2,128,000	1,350,000
603602	Police Officers Pension Benef	1,210,002	1,278,916	1,300,000	1,300,000	1,350,000
604001	Travel & Training	—	3,226	—	36,096	—
604550	Health Ins Internal Serv Chg	133,500	72,200	68,900	68,900	151,300
604684	Rental Assistance	44,334	—	—	—	—
604689	Water/Sewer Affordability Prog	—	—	—	—	200,000
604889	Marketing & Promotions	125,364	12,567	50,000	28,500	50,000
604890	Special Events-Other	150,706	298,912	14,000	199,827	54,000
604901	Credit Card Svc Fees	1,734	3,660	1,900	1,900	3,500
604902	P-Card Service Fees	9,717	7,116	10,000	10,000	10,000
604905	Bank Svc Charges	10,705	22,958	26,000	26,000	36,000
604916	Administrative Expense	—	23,817	—	80,919	25,000
604930	Record Storage Charges	43,291	—	—	—	—
604950	Employee Awards	—	46,946	65,200	28,200	25,200
604986	Interest Expense	27,445	23,311	23,400	23,400	23,400
604995	Special Assessment Expense	18,740	18,718	19,000	19,000	19,000
604998	Contingency	5,241	20,000	614,284	71,910	614,284
605251	Noncap Equip (Item less 5000)	—	—	—	118,276	—
605253	NonCap Public Art (less 5,000)	—	—	—	74,300	—
605295	Hurricane Supplies	—	2,227	25,000	25,000	25,000
605410	Subscriptions & Memberships	3,000	3,000	—	22,181	—
605500	Training-General	3,000	—	—	—	—
	Sub-Total	3,773,271	4,651,962	4,311,286	6,285,335	4,755,286
	Departmental Capital Outlay					
606210	Building Renovation	25,250	—	—	—	—
606211	Minor Building Repairs	20,460	—	—	7,023	—
606400	Machinery & Equipment	113,028	989,213	—	2,405,912	—
606405	Furniture & Fixtures	—	—	—	55,400	—

Expenditure Detail Budget—001-90-000-519/581-

Object #	Account Description	FY 2021 Actual	FY 2022 Actual	FY 2023 Budget	FY 2023 Revised	FY 2024 Budget
606440	Vehicles Purchase	—	—	—	16,000	—
606471	Software	10,392	85,631	—	129,650	—
	Sub-Total	169,130	1,074,844	—	2,613,985	—
	Grants & Aids					
608306	Grants to others	29,208	99,500	31,000	70,400	51,000
608308	Emergency Assistance Grants	—	—	—	—	100,000
	Sub-Total	29,208	99,500	31,000	70,400	151,000
	Other Uses					
609980	Emergency Preparedness	954,476	530,964	925,000	183,050	925,000
	Sub-Total	954,476	530,964	925,000	183,050	925,000
	Appropriated Fund Balance					
609990	Appropriated Fund Balance	—	—	1,800,000	553,816	1,937,498
	Sub-Total	—	—	1,800,000	553,816	1,937,498
	Transfers					
691170	Trfr to Affordable Housing Tr	—	2,000,000	—	—	—
691201	Trfr To Debt Service	517,650	1,162,900	1,090,800	1,090,800	1,252,300
691203	Trfr To CIP Rev Bond	4,845,200	5,089,200	4,861,770	4,861,770	5,493,970
691204	Trfr To Debt Svcs	4,321,670	1,373,700	1,250,300	1,348,700	—
691205	Trf to Spec.Oblig.Ref Bd 2021	—	259,800	1,115,800	1,115,800	3,000,100
691395	Trfr To Capital Projects	—	3,215,350	4,579,602	4,935,602	4,879,600
691410	Trfr To Utility	—	2,591,451	278,200	278,200	—
	Sub-Total	9,684,520	15,692,401	13,176,472	13,630,872	14,625,970
	Total	**$ 16,466,426**	**$ 24,542,284**	**$ 22,825,758**	**$ 25,919,458**	**$ 24,976,754**

Object #	Account Description	Justification
Expense		
602245	Pension-Retiree	This account is for the annual pension amount for employees per IRS Code.
602308	Long-Term Care Insurance	This is the City's portion for long term care insurance.
602315	GAME Retiree Health & Dental	This account includes costs associated with retired employee health and dental insurance benefits provided by Collective Bargaining Agreements.
602316	PBA Retiree Health & Dental	This account includes costs associated with retired employee health and dental insurance benefits for PBA employees.
602318	NonRep Retiree Health & Dental	This account includes costs associated with retired employee health and dental insurance benefits for non-represented employees.
602319	IAFF Retiree Stipend	This account includes costs associated with retired employee stipend payments provided by Collective Bargaining Agreements.
602320	PBA Retiree Stipend	This account includes costs associated with retired employee stipend payments provided by Collective Bargaining Agreements.
602321	GAME Retiree Stipend	This account includes costs associated with retired employee stipend payments provided by Collective Bargaining Agreements.
602322	Non-Rep Retiree Stipend	This account includes costs associated with retired employee stipend payments provided to non-represented employees.
602600	OPEB	This line item represents funds committed to the OPEB Trust Fund.
603190	Prof Svcs-Other	This is for benefits and other related outside professional services.
603192	Consulting Services	This is for legal governmental consulting services.
603401	Janitorial Svcs	This line item is for janitorial services related to certain unforeseen events which arise during the course of business.
603455	Security Svcs	This line item is for security services needed for events that occur throughout the year which cannot be charged to a specific department.
603601	Firefighters' Pension Benefits	This account is a pass through for revenues (312510) provided by the State to help fund Fire Pensions per F.S. 175. The revenues are generated based on a tax on property and casualty insurance policies.
603602	Police Officers' Pension Benef	This account is a pass through for revenues (312520) provided by the State to help fund Police Pensions per F.S. 185. The revenues are generated based on a tax on property and casualty insurance policies.
604550	Health Ins Internal Serv Chg	Funds the City's wellness program that encourage employees to adopt healthy habits through education, incentives and an on-site clinic.
604689	Water/Sewer Affordability Prog	Funds in this line item have been allocated for a Water/Wastewater Resident Assistance Program.
604889	Marketing & Promotions	This represents the costs associated with marketing materials relating to Covid-19.
604890	Special Events-Other	This account represents funding for City events that are not sponsored by a specific department, such as MIRAMAR PROUD recognizing employees for their outstanding contributions to the City.
604901	Credit Card Svc Fees	Bank charges for handling credit card payments.
604902	P-Card Service Fees	This line item represents service fees for P-card purchases.
604905	Bank Svc Charges	This is for analyzed bank services charges for handling Pooled cash accounts. Allocated amount is based on each fund cash balance.
604916	Administrative Expense	This account provides funding for various administrative expenses incurred for city-wide services.
604950	Employee Awards	This line item is for employee recognition awards.
604986	Interest Expense	This account is used to budget for an inter-fund transfer to the Utility Fund for repayment of a $2 million internal loan - Interest Payment.
604995	Special Assessment Expense	This cost is associated with the addition of the Fire Protection Assessment to the annual TRIM notice mailed out by the Broward County Property Appraiser.
604998	Contingency	This is for one time expenditures that are not budgeted in another line item.
605295	Hurricane Supplies	This represents possible anticipated hurricane supplies cost for all situations not budgeted in the departmental budgets.
608306	Grants to others	This account represents funding assistance to non-for-profit organizations that help better the City of Miramar community.
608308	Emergency Assistance Grants	This line item is to provide support to entities in need of immediate emergency assistance resulting from catastrophic events such as fires, floods or other unforeseen events that warrant immediate emergency response.
609980	Emergency Preparedness	To provide funding for emergency preparedness, for but not limited to Covid-19 related items.

Object #	Account Description	Justification
Expense		
609990	Appropriated Fund Balance	These are revenues above the expense levels that will be appropriated back to fund balance in order to fund governmental services to the extent of the revenue loss.
691201	Trfr To Debt Service	Funds to be transferred to the Debt Service Fund in this category will be used to pay the 2017 CIP Loan.
691203	Trfr To CIP Rev Bond	These funds will be used for debt service payment on 2015 CIP Refunding Revenue Bonds, the financing of five Fire-Rescue vehicles, and bank charges.
691205	Trf to Spec.Oblig.Ref Bd 2021	Funds to be transferred to the Debt Service Fund in this category will be used to pay the Taxable Special Obligation Refunding Bonds, Series 2021.
691395	Trfr To Capital Projects	This line item represents a transfer out to the Capital Projects Fund in order to fund Capital Improvement (CIP) projects.

Object #	Account Description	Justification
Expense		
607184	Prin-2017 BOA M&P Radio Lse	This is the Principal for the 2017-Motorola Portable and Mobile Radios 7-Year Lease.
607189	Prin-US Bancorp FF SCBA Lease	This is the Principal portion for the U.S. Bankcorp Lease for the Self Contained Breathing Apparatus (SCBA) (73). Principal and Interest are paid quarterly on May 15, August 15, November 15 and February 15. First payment due May 15, 2019 and final payment due February 15, 2024.
607191	Prin BOA Siemens Energy Lease	Principle payments for the Bank of America Siemens Energy Lease
607284	Int-2017 BOA M&P Radio Lse	This is the Interest for the 2017-Motorola Portable and Mobile Radios 7-Year Lease.
607289	Int -US Bancorp FF SCBA Lease	This is the Interest portion for the U.S. Bankcorp Lease for the Self Contained Breathing Apparatus (SCBAs) (73). Principal and Interest are paid quarterly on May 15, August 15, November 15 and February 15. First payment due May 15, 2019 and final payment due February 15, 2024.
607291	Int BOA Siemens Energy Lease	Interest payments for the Bank of America Siemens Energy Lease

Description Fund 005

The Billboard Revenue sub-fund was created to track the revenues from the four (4) billboards that the City of Miramar currently licenses on City property.

Revenues and Expenditures Budget Summary

	FY 2021 Actual	FY 2022 Actual	FY 2023 Budget	FY 2023 Revised	FY 2024 Budget
Beginning Fund Balance	**$ 931,068**	**$ 926,432**	**$ 1,408,592**	**$ 1,408,592**	**$ 1,408,592**
Revenues By Category					
Charges for Services	615,212	885,112	825,000	825,000	825,000
Miscellaneous Revenues	52	422,248	100	100	100
Appropriation of Fund Balance	—	—	—	—	1,300,000
Total	**$ 615,264**	**$ 1,307,360**	**$ 825,100**	**$ 825,100**	**$ 2,125,100**
Expenditures By Category					
Personnel Services	—	—	—	—	—
Operating Expense	—	—	—	—	—
Capital Outlay	—	—	—	—	—
Grants & Aids	—	—	—	—	—
Total Operating Expenditures	**—**	**—**	**—**	**—**	**—**
Capital Improvement Program	—	—	—	—	—
Capital Asset Clearing	—	—	—	—	—
Other Uses	—	—	—	—	—
Debt Service	—	—	—	—	—
Transfers	619,900	825,200	825,100	825,100	2,125,100
Appropriated Fund Balance	—	—	—	—	—
Total	**$ 619,900**	**$ 825,200**	**$ 825,100**	**$ 825,100**	**$ 2,125,100**
Excess/Deficiency	(4,636)	482,160	—	—	—
Appropriated Fund Balance	0	0	0	0	0
Appropriation of Fund Balance	0	0	0	0	(1,300,000)
Ending Fund Balance	**$ 926,432**	**$ 1,408,592**	**$ 1,408,592**	**$ 1,408,592**	**$ 108,592**

Billboard Revenue Sub-Fund

Revenue Projections

Object #	Account Description	FY 2021 Actual	FY 2022 Actual	FY 2023 Budget	FY 2023 Revised	FY 2024 Budget
	Charges for Services					
349011	Billboard revenue	$ 615,212	$ 630,069	$ 825,000	$ 825,000	$ 825,000
349020	Lease Revenue Billboard	—	255,043	—	—	—
	Sub-Total	615,212	885,112	825,000	825,000	825,000
	Miscellaneous Revenues					
361107	Interest Income - Billboard	—	422,248	—	—	—
361200	Dividend Income	52	—	100	100	100
	Sub-Total	52	422,248	100	100	100
	Other Sources					
399999	Appropriation Of Fund Balance	—	—	—	—	1,300,000
	Sub-Total	—	—	—	—	1,300,000
	Total	**$ 615,264**	**$ 1,307,360**	**$ 825,100**	**$ 825,100**	**$ 2,125,100**

Expenditure Detail Budget—005-90-581-000-

Object #	Account Description	FY 2021 Actual	FY 2022 Actual	FY 2023 Budget	FY 2023 Revised	FY 2024 Budget
	Operating Expense					
691001	Trfr To General Fund	$ —	$ 370,500	$ 370,400	$ 370,400	$ 370,400
691201	Trfr To Debt Service	619,900	454,700	454,700	454,700	454,700
691395	Trfr To Capital Projects	—	—	—	—	1,300,000
	Sub-Total	619,900	825,200	825,100	825,100	2,125,100
	Total	**$ 619,900**	**$ 825,200**	**$ 825,100**	**$ 825,100**	**$ 2,125,100**

Billboard Revenue Sub-Fund Budget Justification

Object #	Account Description	Justification
Revenue		
349011	Billboard revenue	This represents revenues expected by the City for the rights to operate four billboards on City land.
361200	Dividend Income	This represents the return earned on the Wells Fargo Government Money Market Fund Sweep account.
399999	Appropriation Of Fund Balance	This account is used to budget for a portion of fund balance needed to cover all budgeted expenses.
Expense		
691001	Trfr To General Fund	This represents funds transferred to the General Fund from revenues received for the rights to operate four billboards on City land.
691201	Trfr To Debt Svcs	Funds to be transferred to the Debt Service Fund in this category will be used to pay the 2020 Bank Loan.
691395	Trfr To Capital Projects	This line item represents a transfer out to the Capital Projects Fund in order to fund Capital Improvement (CIP) projects.

Description Fund 006

This sub-fund was established in Fiscal Year 2018 (Resolution No. 18-146) to support Historic Miramar improvements and redevelopment initiatives, as well as, other citywide economic development efforts. This dedicated funding source supports economic development activities to diversify Miramar's tax base to enhance economic competitiveness and resilience; expand urban innovation and revitalization activities; leverage Miramar's cultural arts, entertainment and sports assets; create a unique sense of place in Miramar, and tie together Miramar's distinct neighborhood subareas into a cohesive city.

Revenues and Expenditures Budget Summary

	FY 2021 Actual	FY 2022 Actual	FY 2023 Budget	FY 2023 Revised	FY 2024 Budget
Beginning Fund Balance	**$ 1,725,392**	**$ 2,071,610**	**$ 2,252,916**	**$ 2,252,916**	**$ 1,552,916**
Revenues By Category					
General Taxes	$ 1,660	$ 2,130	$ —	$ —	$ —
Permits, Fees, Special Assessment	9,000	5,903	—	—	—
Charges for Services	20,000	4,612	50,000	50,000	50,000
Miscellaneous Revenues	39,572	168,690	—	—	—
Appropriation of Fund Balance	—	—	—	700,000	—
Transfer In	1,013,236	—	—	—	—
Total	**$ 1,083,468**	**$ 181,335**	**$ 50,000**	**$ 750,000**	**$ 50,000**
Expenditures By Category					
Personnel Services	$ —	$ —	$ —	$ —	$ —
Operating Expense	—	—	—	—	—
Capital Outlay	—	—	—	—	—
Grants & Aids	737,250	29	50,000	750,000	50,000
Total Operating Expenditures	**$ 737,250**	**$ 29**	**$ 50,000**	**$ 750,000**	**$ 50,000**
Capital Improvement Program	—	—	—	—	—
Capital Asset Clearing	—	—	—	—	—
Other Uses	—	—	—	—	—
Debt Service	—	—	—	—	—
Transfers	—	—	—	—	—
Appropriated Fund Balance	—	—	—	—	—
Total	**$ 737,250**	**$ 29**	**$ 50,000**	**$ 750,000**	**$ 50,000**
Excess/Deficiency	$ 346,218	$ 181,306	$ —	$ —	$ —
Appropriation of Fund Balance	—	—	—	(700,000)	—
Ending Fund Balance	**$ 2,071,610**	**$ 2,252,916**	**$ 2,252,916**	**$ 1,552,916**	**$ 1,552,916**

Revenue Projections

Object #	Account Description	FY 2021 Actual	FY 2022 Actual	FY 2023 Budget	FY 2023 Revised	FY 2024 Budget
	General Taxes					
316000	Local Business Tax	$ 1,660	$ 2,130	$ —	$ —	$ —
	Sub-total	1,660	2,130	—	—	—
	Permits, Fees, Special Assessments					
323705	Textile Recycling Revenue	9,000	5,903	—	—	—
	Sub-total	9,000	5,903	—	—	—
	Charges for Services					
349011	Billboard revenue	—	—	20,000	20,000	20,000
349014	Bus Benches CARE	20,000	4,415	30,000	30,000	30,000
	Sub-total	20,000	4,415	50,000	50,000	50,000
	Miscellaneous Revenues					
369915	P-Card Rebates	39,572	168,690	—	—	—
	Sub-total	39,572	168,690	—	—	—
	Other Sources					
381162	Trfr Fr Federal Grant Fund	1,013,236	—	—	—	—
399999	Appropriation Of Fund Balance	—	—	—	700,000	—
	Sub-total	1,013,236	—	—	700,000	—
	Total	**$ 1,083,468**	**$ 181,138**	**$ 50,000**	**$ 750,000**	**$ 50,000**

Expenditure Detail Budget—006-43-432-552-000-/006-90-000-519-

Object #	Account Description	FY 2021 Actual	FY 2022 Actual	FY 2023 Budget	FY 2023 Revised	FY 2024 Budget
	Grants & Aids					
608250	Economic Incentive	$ 737,250	$ 29	$ 50,000	$ 750,000	$ 50,000
	Sub-total	737,250	29	50,000	750,000	50,000
	Total	**$ 737,250**	**$ 29**	**$ 50,000**	**$ 750,000**	**$ 50,000**

Economic Development Sub-Fund Budget Justification

Object #	Account Description	Justification
Revenue		
349011	Billboard revenue	This represents a portion of the revenues expected by the City for the rights to operate four billboards on City land. These revenues are pledged towards economic development activities in Historic Miramar.
349014	Bus Benches CARE	This represents a portion of the revenues expected by the City to grant the contractor the right and privilege to operate approximately 150 bus benches and bus shelters, and 10 free standing digital kiosks. These revenues are pledged to be utilized with the C.A.R.E. Program.
Expense		
608250	Economic Incentive	These monies will be used as matching grants to those businesses in Historic Miramar that show an economic need to improve their facades or general structures. Those businesses that are excluded from receiving Federal, State or County grants will be prioritized.

MIRAMAR
BEAUTY AND PROGRESS
EST 1955

Description

Special Revenue Funds are used to account for revenues that are legally restricted or committed to expenditures for a specific purpose other than debt service or capital projects. Currently, the City has nine (9) Special Revenue Funds.

Revenues and Expenditures Summary

Revenue By Category		FY 2021 Actual	FY 2022 Actual	FY 2023 Budget	FY 2023 Revised	FY 2024 Budget
Intergovernmental Revenues		$ 18,634,478	$ 10,719,645	$ 3,651,930	$ 21,273,813	$ 2,361,960
Charges for Services		1,482,534	1,446,067	1,669,500	1,669,500	1,741,200
Fines & Forfeitures		157,596	63,759	10,400	591,876	10,400
Miscellaneous Revenues		171,987	1,051,838	200	80,684	400
Other Sources		—	—	—	6,656,683	6,000,000
Transfer In		100,000	2,000,000	—	—	—
Total		**$ 20,546,595**	**$ 15,281,309**	**$ 5,332,030**	**$ 30,272,556**	**$ 10,113,960**
Expenditures by Category						
Personnel Services		$ 1,628,240	$ 1,969,551	$ 1,469,500	$ 8,059,525	$ 1,469,500
Operating Expense		1,925,385	2,988,083	710,630	10,409,267	1,410,860
Capital Outlay		205,954	307,784	—	894,422	—
Grants & Aids		40,000	145,076	10,000	6,424,743	6,020,000
Total Operating Expenditures		**$ 3,799,579**	**$ 5,410,495**	**$ 2,190,130**	**$ 25,787,957**	**$ 8,900,360**
Capital Improvement Program		821	—	—	—	—
Other Uses		293,564	—	—	—	—
Transfers		16,494,186	6,901,234	3,141,900	3,517,759	1,141,900
Appropriated Fund Balance		—	—	—	966,840	71,700
Total		**$ 20,588,150**	**$ 12,311,729**	**$ 5,332,030**	**$ 30,272,556**	**$ 10,113,960**
Revenues	**Fund #**					
Police Education	110	$ 30,482	$ 8,188	$ 10,600	$ 10,600	$ 10,800
Public Safety Outside Services	145	1,482,534	1,446,067	1,669,500	1,669,500	1,741,200
Law Enforcement Trust	160	128,798	60,497	—	1,193,643	—
Federal Grants	162	17,531,353	7,824,687	2,630,655	12,098,477	630,655
State & County Grants	163	306,780	422,257	311,245	2,030,434	311,245
Neighborhood Stabilization Prog (NSP)	164	11,479	573,368	—	661,227	—
S.H.I.P.	166	115,519	804,303	—	3,480,247	—
Community Develop Block Grant (CDBG)	167	671,148	1,141,943	710,030	3,058,429	1,420,060
Affordable Housing Trust	170	268,500	3,000,000	—	6,070,000	6,000,000
Total		**$ 20,546,595**	**$ 15,281,309**	**$ 5,332,030**	**$ 30,272,556**	**$ 10,113,960**
Expenditures						
Police Education	110	$ 272	$ 299	$ 10,600	$ 10,600	$ 10,800
Public Safety Outside Services	145	1,383,777	1,471,843	1,669,500	1,669,500	1,741,200
Law Enforcement Trust	160	569,624	119,941	—	1,193,643	—
Federal Grants	162	17,529,712	7,778,097	2,630,655	12,098,477	630,655
State & County Grants	163	306,780	422,257	311,245	2,030,434	311,245
Neighborhood Stabilization Prog (NSP)	164	11,479	573,368	—	661,227	—
S.H.I.P.	166	115,358	803,981	—	3,480,247	—
Community Develop Block Grant (CDBG)	167	671,148	1,141,943	710,030	3,058,429	1,420,060
Affordable Housing Trust	170	—	—	—	6,070,000	6,000,000
Total		**$ 20,588,150**	**$ 12,311,729**	**$ 5,332,030**	**$ 30,272,556**	**$ 10,113,960**

Description Fund 110

This fund was established to pay for law enforcement officers training costs. Revenues are associated with the two dollars the City receives from each paid traffic citation, which by State Statute, must be used to further City's Police Officers education.

Revenues and Expenditures Summary

	FY 2021 Actual	FY 2022 Actual	FY 2023 Budget	FY 2023 Revised	FY 2024 Budget
Beginning Fund Balance	**$ 97,210**	**$ 127,421**	**$ 135,310**	**$ 135,310**	**$ 135,310**
Revenues By Category					
Fines & Forfeitures	$ 30,218	$ 7,853	$ 10,400	$ 10,400	$ 10,400
Miscellaneous Revenues	265	335	200	200	400
Total	**$ 30,482**	**$ 8,188**	**$ 10,600**	**$ 10,600**	**$ 10,800**
Expenditures By Category					
Personnel Services	$ —	$ —	$ —	$ —	$ —
Operating Expense	272	299	10,600	10,600	10,800
Capital Outlay	—	—	—	—	—
Grants & Aids	—	—	—	—	—
Total Operating Expenditures	**$ 272**	**$ 299**	**$ 10,600**	**$ 10,600**	**$ 10,800**
Capital Improvement Program	—	—	—	—	—
Capital Asset Clearing	—	—	—	—	—
Other Uses	—	—	—	—	—
Debt Service	—	—	—	—	—
Transfers	—	—	—	—	—
Appropriated Fund Balance	—	—	—	—	—
Total	**$ 272**	**$ 299**	**$ 10,600**	**$ 10,600**	**$ 10,800**
Excess/Deficiency	$ 30,211	$ 7,889	$ —	$ —	$ —
Appropriated Fund Balance	—	—	—	—	—
Appropriation of Fund Balance	—	—	—	—	—
Ending Fund Balance	**$ 127,421**	**$ 135,310**	**$ 135,310**	**$ 135,310**	**$ 135,310**

Police Education Fund

Revenue Projections

Object #	Account Description	FY 2021 Actual	FY 2022 Actual	FY 2023 Budget	FY 2023 Revised	FY 2024 Budget
	Fines and Forfeitures					
351500	Traffic Court Fines-General	$ 24,605	$ —	$ —	$ —	$ —
351501	Traffic Court Fines-PD Ed	5,613	7,853	10,400	10,400	10,400
	Sub-total	30,218	7,853	10,400	10,400	10,400
	Miscellaneous Revenues					
361100	Int Earnings	265	335	200	200	400
	Sub-total	265	335	200	200	400
	Total	**$ 30,482**	**$ 8,188**	**$ 10,600**	**$ 10,600**	**$ 10,800**

Expenditure Detail Budget—110-20-000-529-000-

Object #	Account Description	FY 2021 Actual	FY 2022 Actual	FY 2023 Budget	FY 2023 Revised	FY 2024 Budget
	Operating Expense					
604905	Bank Svc Charges	$ 272	$ 299	$ 300	$ 300	$ 500
605500	Training-General	—	—	10,300	10,300	10,300
	Total	**$ 272**	**$ 299**	**$ 10,600**	**$ 10,600**	**$ 10,800**

Budget Justification

Object #	Account Description	Justification
Revenue		
351501	Traffic Court Fines-PD Ed	Two dollars ($2.00) are received from each paid traffic citation issued within the corporate limits of the City. These revenues are based on historical data and anticipated growth.
361100	Int Earnings	Revenues received from interest and Pooled cash earnings allowance and allocated across funds based on the cash balance of each fund as compared to the total cash, unless directly related to a specific investment instrument.
Expense		
604905	Bank Svc Charges	This is for analyzed bank services charges for handling Pooled cash accounts. Allocated amount is based on each fund cash balance.
605500	Training-General	This is for outside training and subject matter experts and includes registration fees. It is also to purchase materials needed to support training activities, such as range materials, training suits and floor mats, etc.

Description Fund 145

This fund was established to account for revenues and expenditures associated with services provided by off-duty police officers and firefighters in private customer details to various businesses and homeowner associations.

Revenues and Expenditures Summary

	FY 2021 Actual	FY 2022 Actual	FY 2023 Budget	FY 2023 Revised	FY 2024 Budget
Beginning Fund Balance	**$ 37,433**	**$ 136,189**	**$ 110,413**	**$ 110,413**	**$ 110,413**
Revenues By Category					
General Taxes	$ —	$ —	$ —	$ —	$ —
Permits, Fees, Special Assessment	—	—	—	—	—
Intergovernmental Revenues	—	—	—	—	—
Charges for Services	1,482,534	1,446,067	1,669,500	1,669,500	1,741,200
Fines & Forfeitures	—	—	—	—	—
Miscellaneous Revenues	—	—	—	—	—
Appropriation of Fund Balance	—	—	—	—	—
Transfer In	—	—	—	—	—
Total	**$ 1,482,534**	**$ 1,446,067**	**$ 1,669,500**	**$ 1,669,500**	**$ 1,741,200**
Expenditures By Category					
Personnel Services	$ 1,217,110	$ 1,271,843	$ 1,469,500	$ 1,469,500	$ 1,469,500
Operating Expense	—	—	—	—	—
Capital Outlay	—	—	—	—	—
Grants & Aids	—	—	—	—	—
Total Operating Expenditures	**$ 1,217,110**	**$ 1,271,843**	**$ 1,469,500**	**$ 1,469,500**	**$ 1,469,500**
Capital Improvement Program	—	—	—	—	—
Capital Asset Clearing	—	—	—	—	—
Other Uses	—	—	—	—	—
Debt Service	—	—	—	—	—
Transfers	166,667	200,000	200,000	200,000	200,000
Appropriated Fund Balance	—	—	—	—	71,700
Total	**$ 1,383,777**	**$ 1,471,843**	**$ 1,669,500**	**$ 1,669,500**	**$ 1,741,200**
Excess/Deficiency	$ 98,757	$ (25,776)	$ —	$ —	$ —
Appropriated Fund Balance	—	—	—	—	71,700
Appropriation of Fund Balance	—	—	—	—	—
Ending Fund Balance	**$ 136,189**	**$ 110,413**	**$ 110,413**	**$ 110,413**	**$ 182,113**

Revenue Projections

Object #	Account Description	FY 2021 Actual	FY 2022 Actual	FY 2023 Budget	FY 2023 Revised	FY 2024 Budget
	Charges for Services					
342140	Police Special Details	$ 1,247,847	$ 1,157,508	$ 1,368,500	$ 1,368,500	$ 1,460,200
342150	PD Special Detail Admin Fee	184,611	158,517	200,000	200,000	180,000
342200	Fire Special Details	50,075	130,042	101,000	101,000	101,000
	Sub-total	1,482,534	1,446,067	1,669,500	1,669,500	1,741,200
	Total	**$ 1,482,534**	**$ 1,446,067**	**$ 1,669,500**	**$ 1,669,500**	**$ 1,741,200**

Expenditure Detail Budget—145-20-000-521-000-/145-90-000-521-000-

Object #	Account Description	FY 2021 Actual	FY 2022 Actual	FY 2023 Budget	FY 2023 Revised	FY 2024 Budget
	Personnel Services					
601310	Special Duty Pay	$ 1,132,543	$ 1,183,633	$ 1,369,400	$ 1,369,400	$ 1,369,400
602100	FICA & MICA	84,537	88,079	100,100	100,100	100,100
602309	Basic Life Insurance	30	131	—	—	—
	Sub-total	1,217,110	1,271,843	1,469,500	1,469,500	1,469,500
	Other					
609990	Appropriated Fund Balance	—	—	—	—	71,700
691001	Trfr To General Fund	166,667	200,000	200,000	200,000	200,000
	Sub-total	166,667	200,000	200,000	200,000	271,700
	Total	**$ 1,383,777**	**$ 1,471,843**	**$ 1,669,500**	**$ 1,669,500**	**$ 1,741,200**

Budget Justification

Object #	Account Description	Justification
Revenue		
342140	Police Special Details	This line item is for authorizing, contracting, scheduling, employing and accounting for hours worked by City-paid Police Officers in private customer service.
342150	PD Special Detail Admin Fee	This line item is to reimburse the cost of City support staff for the administration, bookkeeping and coordination of special duty activities.
342200	Fire Special Details	This line item is for the authorizing, contracting, scheduling, employing and accounting of hours worked by City-paid Firefighters in private customer service.
Expense		
601310	Special Duty Pay	This account is for Public Safety personnel assigned to Special Duty details.
609990	Appropriated Fund Balance	These are revenues above the expense levels that will be appropriated back to fund balance in order to fund governmental services to the extent of the revenue loss.
691001	Trfr To General Fund	This line is to account for the transfer to the General Fund of Administrative Fees collected in the Public Safety Outside Services Fund. The Administrative Fee is used to reimburse the cost of City support staff for the administration, bookkeeping and coordination of special duty activities.

Description Fund 160

This fund was established to account for the awards provided by the Federal, Treasury, and State agencies related to confiscated and forfeited contraband found during police operations. During FY19 the City Commission authorized use of Law Enforcement Trust funds to cover the first two years of a body worn camera program to include three (3) full time positions, equipment, software, etc.

In FY22, the three (3) full-time positions and all operating expenses related to the body worn camera program previously funded in the Law Enforcement Trust Fund were transferred into the General Fund and budgeted within the Police Department.

Revenues and Expenditures Budget Summary

	FY 2021 Actual	FY 2022 Actual	FY 2023 Budget	FY 2023 Revised	FY 2024 Budget
Beginning Fund Balance	**$ 1,087,566**	**$ 646,740**	**$ 587,296**	**$ 587,296**	**$ 967,453**
Revenues By Category					
General Taxes	$ —	$ —	$ —	$ —	$ —
Permits, Fees, Special Assessment	—	—	—	—	—
Intergovernmental Revenues	—	—	—	—	—
Charges for Services	—	—	—	—	—
Fines & Forfeitures	127,379	55,906	—	581,476	—
Miscellaneous Revenues	1,420	4,591	—	25,484	—
Appropriation of Fund Balance	—	—	—	586,683	—
Transfer In	—	—	—	—	—
Total	**$ 128,798**	**$ 60,497**	**$ —**	**$ 1,193,643**	**$ —**
Expenditures By Category					
Personnel Services	$ 212,063	$ —	$ —	$ —	$ —
Operating Expense	308,561	85,713	—	192,303	—
Capital Outlay	9,000	13,229	—	24,500	—
Grants & Aids	40,000	21,000	—	—	—
Total Operating Expenditures	**$ 569,624**	**$ 119,941**	**$ —**	**$ 216,803**	**$ —**
Capital Improvement Program	—	—	—	—	—
Capital Asset Clearing	—	—	—	—	—
Other Uses	—	—	—	—	—
Debt Service	—	—	—	—	—
Transfers	—	—	—	10,000	—
Appropriated Fund Balance	—	—	—	966,840	—
Total	**$ 569,624**	**$ 119,941**	**$ —**	**$ 1,193,643**	**$ —**
Excess/Deficiency	$ (440,825)	$ (59,444)	$ —	$ —	$ —
Appropriated Fund Balance	—	—	—	966,840	—
Appropriation of Fund Balance	—	—	—	(586,683)	—
Ending Fund Balance	**$ 646,740**	**$ 587,296**	**$ 587,296**	**$ 967,453**	**$ 967,453**
Position Detail					
Police Digital Evidence Technician	2.00	—	—	—	—
Police Sergeant	1.00	—	—	—	—
Total	**3.00**	—	—	—	—

Revenue Projections

Object #	Account Description	Project #	FY 2021 Actual	FY 2022 Actual	FY 2023 Budget	FY 2023 Revised	FY 2024 Budget
	Fines & Forfeitures						
355100	Federal Forfeiture-Justice	92220	$ 51,630	$ 20,140	$ —	$ 73,079	$ —
355101	Federal Forfeiture-Treasury	92221	—	—	—	337,156	—
356100	State Forfeiture	93200	75,748	35,766	—	171,241	—
	Sub-total		127,379	55,906	—	581,476	—
	Miscellaneous Revenues						
361100	Int Earnings		1,420	4,591	—	25,484	—
361200	Dividend Income		—	—	—	—	—
	Sub-total		1,420	4,591	—	25,484	—
	Other Sources						
399999	Appropriation Of Fund Balance		—	—	—	586,683	—
	Sub-total		—	—	—	586,683	—
	Total		**$ 128,798**	**$ 60,497**	**$ —**	**$ 1,193,643**	**$ —**

Expenditure Detail Budget—160-20-000-521-000-

Object #	Account Description	Project #	FY 2021 Actual	FY 2022 Actual	FY 2023 Budget	FY 2023 Revised	FY 2024 Budget
	Personnel Services						
601200	Employee Salaries		$ 176,585	$ —	$ —	$ —	$ —
602100	FICA & MICA		13,252	—	—	—	—
602305	Health Insurance-HMO		20,312	—	—	—	—
602306	Dental Insurance-PPO		1,125	—	—	—	—
602309	Basic Life Insurance		568	—	—	—	—
602311	Long-Term Disability Ins		221	—	—	—	—
	Sub-total		212,063	—	—	—	—
	Operating Expense						
603425	Software License & Maint		192,531	12,395	—	57,730	—
603502	Confidential Informant		6,000	—	—	4,000	—
603190	Prof Svcs-Other		99,167	—	—	12,400	—
604001	Travel & Training		10,661	73,031	—	78,827	—
604905	Bank Svc Charges		202	288	—	567	—
605251	Noncap Equip (Item less 5000)		—	—	—	34,279	—
605500	Training-General		—	—	—	4,500	—
	Sub-total		308,561	85,713	—	192,303	—
	Dept. Capital Outlay						
606400	Machinery & Equipment		—	13,229	—	24,500	—
606700	Law Enforce. Memorial/Display		9,000	—	—	—	—
	Sub-total		9,000	13,229	—	24,500	—
	Grants & Aides						
608304	Crime Prev Program		40,000	21,000	—	—	—
	Sub-total		40,000	21,000	—	—	—
	Other						
609990	Appropriated Fund Balance		—	—	—	966,840	—
	Sub-total		—	—	—	966,840	—
	Transfers						
691002	Trfr to Donation Fund		—	—	—	10,000	—
	Sub-total		—	—	—	10,000	—
	Total		**$ 569,624**	**$ 119,941**	**$ —**	**$ 1,193,643**	**$ —**

Description Fund 162

This fund was established to account for revenues and expenditures associated with funding from various Federal granting agencies which are not recorded in a separate special revenue fund. Some of the grants included in Fund 162, but not limited to, are the Older American Act, the Staffing for Adequate Fire & Emergency Response (SAFER), and the American Rescue Plan Act.

Revenues and Expenditures Budget Summary

	FY 2021 Actual	FY 2022 Actual	FY 2023 Budget	FY 2023 Revised	FY 2024 Budget
Beginning Fund Balance	**$ —**	**$ 1,641**	**$ 48,231**	**$ 48,231**	**$ 48,231**
Revenues By Category					
General Taxes	$ —	$ —	$ —	$ —	$ —
Permits, Fees, Special Assessment	—	—	—	—	—
Intergovernmental Revenues	17,529,712	7,778,097	2,630,655	12,098,477	630,655
Charges for Services	—	—	—	—	—
Fines & Forfeitures	—	—	—	—	—
Miscellaneous Revenues	1,641	46,590	—	—	—
Appropriation of Fund Balance	—	—	—	—	—
Transfer In	—	—	—	—	—
Total	**$17,531,353**	**$ 7,824,687**	**$ 2,630,655**	**$12,098,477**	**$ 630,655**
Expenditures By Category					
Personnel Services	$ 60,495	$ 628,013	$ —	$ 6,583,168	$ —
Operating Expense	888,992	450,953	—	2,480,503	—
Capital Outlay	187,590	188,166	—	468,296	—
Grants & Aids	—	—	—	125,000	—
Total Operating Expenditures	**$ 1,137,077**	**$ 1,267,132**	**$ —**	**$ 9,656,967**	**$ —**
Capital Improvement Program	—	—	—	—	—
Capital Asset Clearing	—	—	—	—	—
Other Uses	293,564	—	—	—	—
Debt Service	—	—	—	—	—
Transfers	16,099,072	6,510,965	2,630,655	2,441,509	630,655
Appropriated Fund Balance	—	—	—	—	—
Total	**$17,529,712**	**$ 7,778,097**	**$ 2,630,655**	**$12,098,477**	**$ 630,655**
Excess/Deficiency	$ 1,641	$ 46,590	$ —	$ —	$ —
Appropriated Fund Balance	—	—	—	—	—
Appropriation of Fund Balance	—	—	—	—	—
Ending Fund Balance	**$ 1,641**	**$ 48,231**	**$ 48,231**	**$ 48,231**	**$ 48,231**

Summary by Department	**Dept. #**					
Office of the City Manager	05	$ 5,133,146	$ —	$ —	$ —	$ —
Police	20	107,770	253,790	—	503,288	—
Fire-Rescue	30	122,900	180,290	—	7,402,695	—
Building, Planning & Zoning	41	774,768	181,641	—	380,422	—
Economic Development & Housing	43	—	—	—	1,008,587	—
Public Works	50	—	—	—	20,588	—
Social Services	63	289,051	401,036	630,655	1,682,898	630,655
Cultural Affairs	68	75,495	766,913	—	—	—
Non-Departmental	90	—	—	—	100,000	—
Unassigned	00	11,026,585	5,994,428	2,000,000	1,000,000	—
Total		**$17,529,712**	**$ 7,778,097**	**$ 2,630,655**	**$12,098,477**	**$ 630,655**

Position Detail	FY 2021 Actual	FY 2022 Actual	FY 2023 Budget	FY 2023 Revised	FY 2024 Budget
Firefighter EMT	—	—	—	8.00	8.00
Firefighter Paramedic	—	—	—	8.00	8.00
Total	**—**	**—**	**—**	**16.00**	**16.00**

Revenue Projections

Object #	Account Description	FY 2021 Actual	FY 2022 Actual	FY 2023 Budget	FY 2023 Revised	FY 2024 Budget
	Charges for Services					
331100	Fed Grant-Amer Rescue Plan	$ 11,026,585	$ 5,994,428	$ 2,000,000	$ 2,612,246	$ —
331248	Fed Grant-BVP	3,484	—	—	—	—
331249	Fed Grant - HVE	—	2,035	—	9,143	—
331253	Fed Grant-JAGS	—	28,111	—	28,258	—
331254	Fed Grant-UASI	118,237	180,290	—	819,527	—
331255	DOJ Body Worn Camera 2019	46,980	46,980	—	58,000	—
331259	Fed Grant-360 For Us By Us	—	63,000	—	265,580	—
331400	FEMA-Wind Retrofit	—	—	—	20,588	—
331493	Work Zone Safety Initiatives	—	57,365	—	75,000	—
331502	Fed Grant-SBA Shuttered Venue	60,495	741,913	—	—	—
331504	Corona Virus Relief (CARES)	5,822,313	—	—	—	—
331509	EMPG CERT	4,663	—	—	—	—
331510	Fed Grant-Safer	—	—	—	6,583,168	—
331620	Fed Grant-HOME	85,600	181,641	—	648,009	—
331621	Fed Grant-EHEAP	10,919	13,818	—	82,355	—
331690	Fed Grant-Area Agency on Aging	278,132	387,218	630,655	829,297	630,655
331710	Fed Grant-NEA	15,000	25,000	—	—	—
331796	Fed Grant-VOCA	57,306	56,298	—	67,306	—
361100	Int Earnings	1,641	46,590	—	—	—
	Sub-total	17,531,353	7,824,687	2,630,655	12,098,477	630,655
	Total	**$ 17,531,353**	**$ 7,824,687**	**$ 2,630,655**	**$ 12,098,477**	**$ 630,655**

Expenditure Detail Budget—162 - Various

Object #	Account Description	Project #	FY 2021 Actual	FY 2022 Actual	FY 2023 Budget	FY 2023 Revised	FY 2024 Budget
	Personnel Services						
601200	Employee Salaries	- 93808	$ 56,645	$ 628,013	$ —	$ —	$ —
602100	FICA & MICA	- 93808	3,850	—	—	—	—
601200	Employee Salaries	- 92701	—	—	—	2,000,000	—
601210	Non-Pensionable Earnings	- 92701	—	—	—	933,264	—
602100	FICA & MICA	- 92701	—	—	—	549,904	—
602230	Pension-Fire	- 92701	—	—	—	2,000,000	—
602306	Dental Insurance-PPO	- 92701	—	—	—	100,000	—
602307	Dental Insurance-HMO	- 92701	—	—	—	100,000	—
602309	Basic Life Insurance	- 92701	—	—	—	100,000	—
602310	Accidental Death & Dis	- 92701	—	—	—	100,000	—
602311	Long-Term Disability Ins	- 92701	—	—	—	100,000	—
602314	IAFF Health Insurance	- 92701	—	—	—	400,000	—
602400	Workers' Compensation	- 92701	—	—	—	200,000	—
	Sub-total		60,495	628,013	—	6,583,168	—
	Operating Expense						
	162-20-900/901/902-521/529						
605251	Noncap Equip (Item less 5000)	- 92246	3,484	—	—	—	—
604997	Other Operating Expenses	- 92247	—	—	—	4,900	—
603425	Software License & Maint	- 92248	—	—	—	160,860	—
604001	Travel & Training	- 92248	—	—	—	19,420	—
603400	Contract Svcs-Other	- 92249	—	—	—	80,400	—
603425	Software License & Maint	- 92250	46,980	46,980	—	—	—
603425	Software License & Maint	- 92251	—	—	—	34,104	—
605251	Noncap Equip (Item less 5000)	- 92251	—	—	—	23,896	—
603190	Prof Svcs-Other	- 92271	—	—	—	848	—
604700	Printing & Binding Svcs	- 92292	—	2,000	—	—	—
605230	Program Supplies	- 92292	—	694	—	—	—
605250	Noncap Furn (Item less 5000)	- 92292	—	1,082	—	—	—
603425	Software License & Maint	- 92293	—	—	—	3,500	—
604700	Printing & Binding Svcs	- 92293	—	—	—	3,400	—
605230	Program Supplies	- 92293	—	—	—	3,100	—
605250	Noncap Furn (Item less 5000)	- 95008	—	—	—	10,000	—
	162-30-901-529/901-525						
603425	Software License & Maint	- 92227	30,000	—	—	—	—
605251	Noncap Equip (Item less 5000)	- 91702	4,663	—	—	—	—
605251	Noncap Equip (Item less 5000)	- 92227	21,675	12,231	—	—	—
603425	Software License & Maint	- 92228	—	90,004	—	15,996	—
605251	Noncap Equip (Item less 5000)	- 92228	—	—	—	49,940	—
603400	Contract Svcs-Other	- 92229	—	—	—	121,000	—
603425	Software License & Maint	- 92229	—	—	—	130,000	—
605251	Noncap Equip (Item less 5000)	- 92229	—	—	—	68,293	—
603425	Software License & Maint	- 92230	—	—	—	30,000	—
	162-41-900/901-554-						
603114	Admin Svcs-CRA	- 92663	—	5,600	—	—	—
603114	Admin Svcs-CRA	- 92664	5,600	—	—	8,400	—
603114	Admin Svcs-CRA	- 92665	—	—	—	16,800	—

Expenditure Detail Budget—162 - Various

Object #	Account Description	Project #	FY 2021 Actual	FY 2022 Actual	FY 2023 Budget	FY 2023 Revised	FY 2024 Budget
603114	Admin Svcs-CRA	- 93808	70,967	—	—	—	—
604680	Home Repairs	- 92663	—	176,041	—	—	—
604683	Foreclosure Prevention	- 93808	252,243	—	—	—	—
604684	Rental Assistance	- 93808	365,958	—	—	—	—
604685	Purchase Assistance	- 92664	80,000	—	—	118,828	—
604685	Purchase Assistance	- 92665	—	—	—	236,394	—
	162-43-900/901-554-						
603114	Admin Svcs-CRA	- 92666	—	—	—	12,000	—
603114	Admin Svcs-CRA	- 93809	—	—	—	35,280	—
603190	Prof Svcs-Other	- 93809	—	—	—	200,000	—
604683	Foreclosure Prevention	- 93809	—	—	—	202,860	—
604684	Rental Assistance	- 93809	—	—	—	202,860	—
604685	Purchase Assistance	- 92666	—	—	—	255,587	—
605251	Noncap Equip (Item less 5000)	- 93809	—	—	—	100,000	—
	162-63-900/903-569-						
604301	Electricity Svcs	- 92509	3,349	—	—	—	—
604301	Electricity Svcs	- 92510	—	940	—	—	—
604301	Electricity Svcs	- 92512	—	—	—	33,385	—
604301	Electricity Svcs	- 92513	—	—	—	27,385	—
604301	Electricity Svcs	- 93808	4,074	—	—	—	—
603190	Prof Svcs-Other	- 93809	—	—	—	27,000	—
604301	Electricity Svcs	- 93809	—	6,480	—	3,520	—
604620	R&M Buildings	- 93809	—	—	—	67,679	—
604916	Administrative Expense	- 93809	—	—	—	3,154	—
604990	Pre-School Activities	- 93809	—	—	—	25,186	—
604993	Field Trips	- 93809	—	—	—	2,301	—
605230	Program Supplies	- 93809	—	—	—	65,282	—
605235	General Food & Beverage	- 93809	—	—	—	11,395	—
605251	Noncap Equip (Item less 5000)	- 93809	—	—	—	65,550	—
	162-68-901-573-						
603190	Prof Svcs-Other	- 93808	—	38,700	—	—	—
604301	Electricity Svcs	- 93808	—	16,500	—	—	—
604891	Theatre Productions	- 93808	—	53,700	—	—	—
	Sub-total		888,992	450,953	—	2,480,503	—
	Dept. Capital Outlay						
	162-05-900-581-						
606471	Software	- 93808	121,028	—	—	—	—
	162-20-900/901-529-						
606400	Machinery & Equipment	- 92247	—	63,000	—	—	—
606400	Machinery & Equipment	- 92270	—	28,111	—	—	—
606400	Machinery & Equipment	- 92271	—	—	—	27,410	—
606400	Machinery & Equipment	- 95008	—	—	—	16,000	—
606400	Machinery & Equipment	- 95008	—	14,000	—	—	—
	162-30-901-529-						
606400	Machinery & Equipment	- 92227	66,561	—	—	—	—
606400	Machinery & Equipment	- 92228	—	78,055	—	95,299	—
606400	Machinery & Equipment	- 92229	—	—	—	10,000	—
606400	Machinery & Equipment	- 92230	—	—	—	299,000	—

Expenditure Detail Budget—162 - Various

Object #	Account Description	Project #	FY 2021 Actual	FY 2022 Actual	FY 2023 Budget	FY 2023 Revised	FY 2024 Budget
	162-50-900-519-						
606400	Machinery & Equipment	- 93703	—	—	—	20,588	—
	162-68-901-573-						
606400	Machinery & Equipment	- 93808	—	5,000	—	—	—
	Sub-total		187,590	188,166	—	468,296	—
	Other						
	162-00-900-581-						
691001	Trfr To General Fund	- 93809	11,026,585	5,994,428	2,000,000	1,000,000	—
	162-05-900-581-						
609980	Emergency Preparedness	- 93808	293,564	—	—	—	—
691001	Trfr To General Fund	- 93808	3,705,317	—	—	—	—
691006	Transfer to Economic Dev Fd	- 93808	1,013,236	—	—	—	—
	162-20-900-581/902-581/901-529						
691001	Trfr To General Fund	- 95008	—	43,365	—	—	—
691001	Trfr To General Fund	- 95008	—	—	—	49,000	—
691001	Trfr To General Fund	- 92291	57,306	—	—	—	—
691001	Trfr To General Fund	- 92292	—	52,523	—	—	—
691001	Trfr To General Fund	- 92293	—	—	—	57,306	—
691001	Trfr To General Fund	- 95005	—	2,035	—	—	—
691001	Trfr To General Fund	-95011	—	—	—	9,143	—
	162-63-900/901-581						
608306	Grants to others	- 93809	—	—	—	25,000	—
691001	Trfr To General Fund	- 92509	1,311	—	—	—	—
691001	Trfr To General Fund	- 92510	—	1,897	—	—	—
691001	Trfr To General Fund	- 92511	—	—	—	1,800	—
691001	Trfr To General Fund	- 92512	—	—	—	8,641	—
691001	Trfr To General Fund	- 92513	—	—	—	7,624	—
691001	Trfr To General Fund	- 92559	95,570	—	—	—	—
691001	Trfr To General Fund	- 92560	142,610	103,608	—	—	—
691001	Trfr To General Fund	- 92561	—	283,610	148,403	347,045	—
691001	Trfr To General Fund	- 92562	—	—	482,252	482,252	148,403
691001	Trfr To General Fund	- 92563	—	—	—	—	482,252
691001	Trfr To General Fund	- 93808	2,185	—	—	—	—
691001	Trfr To General Fund	- 93808	39,952	—	—	—	—
691001	Trfr To General Fund	- 93809	—	—	—	293,091	—
691001	Trfr To General Fund	- 93809	—	—	—	185,607	—
691001	Trfr To General Fund	- 93809	—	4,500	—	—	—
	162-68-900-581-						
691001	Trfr To General Fund	- 92603	—	10,000	—	—	—
691001	Trfr To General Fund	- 92602	15,000	—	—	—	—
691001	Trfr To General Fund	- 92604	—	15,000	—	—	—
	162-90-901-519-						
608306	Grants to others	- 93809	—	—	—	100,000	—
	Sub-total		16,392,636	6,510,965	2,630,655	2,566,509	630,655
	Total		**$ 17,529,712**	**$ 7,778,097**	**$ 2,630,655**	**$ 12,098,477**	**$ 630,655**

Object #	Account Description	Justification
Revenue		
331690	Fed Grant-Area Agency on Aging	Older Americans Act Grant Program. Funding Agency: Area Agency on Aging. Funds are to support several activities provided by Social Services to help improve the lives of older individuals. Some of the services include transportation, counseling, health support and recreation.
Expense		
691001	Trfr To General Fund	Older Americans Act Grant Program. Funding Agency: Area Agency on Aging of Broward County. Funds are to support several activities provided by Social Services to help improve the lives of older individuals. Some of the services include transportation, counseling, health support an recreation. This is an annual formula grant allocation

Description Fund 163

This fund was established to account for revenues and expenditures associated with funding from various State granting agencies which are not recorded in a separate special revenue fund. In prior years, the grant revenues were allocated directly to the applicable funds where the corresponding expenses were budgeted.

Revenues and Expenditures Budget Summary

		FY 2021 Actual	FY 2022 Actual	FY 2023 Budget	FY 2023 Revised	FY 2024 Budget
Beginning Fund Balance		**$ —**	**$ —**	**$ —**	**$ —**	**$ —**
Revenues By Category						
General Taxes		$ —	$ —	$ —	$ —	$ —
Permits, Fees, Special Assessment		—	—	—	—	—
Intergovernmental Revenues		306,780	422,257	311,245	1,975,434	311,245
Charges for Services		—	—	—	—	—
Fines & Forfeitures		—	—	—	—	—
Miscellaneous Revenues		—	—	—	55,000	—
Appropriation of Fund Balance		—	—	—	—	—
Transfer In		—	—	—	—	—
Total		**$ 306,780**	**$ 422,257**	**$ 311,245**	**$ 2,030,434**	**$ 311,245**
Expenditures By Category						
Personnel Services		$ 47,459	$ 63,138	$ —	$ —	$ —
Operating Expense		20,688	62,460	—	925,672	—
Capital Outlay		9,365	106,390	—	281,626	—
Grants & Aids		—	—	—	—	—
Total Operating Expenditures		**$ 77,511**	**$ 231,988**	**$ —**	**$ 1,207,298**	**$ —**
Capital Improvement Program		821	—	—	—	—
Capital Asset Clearing		—	—	—	—	—
Other Uses		—	—	—	—	—
Debt Service		—	—	—	—	—
Transfers		228,447	190,269	311,245	823,136	311,245
Appropriated Fund Balance		—	—	—	—	—
Total		**$ 306,780**	**$ 422,257**	**$ 311,245**	**$ 2,030,434**	**$ 311,245**
Excess/Deficiency		$ —	$ —	$ —	$ —	$ —
Appropriated Fund Balance		—	—	—	—	—
Appropriation of Fund Balance		—	—	—	—	—
Ending Fund Balance		**$ —**	**$ —**	**$ —**	**$ —**	**$ —**
Summary by Department	**Dept. #**					
Unassigned	0	$ —	$ —	$ —	$ 125,000	$ —
Police	20	98,400	72,963	—	500,537	—
Fire-Rescue	30	9,365	58,094	—	281,089	—
Building, Planning & Zoning	41	—	3,000	—	5,000	—
Economic Development & Housing	43	—	—	—	30,000	—
Public Works	50	92,731	95,512	—	100,287	—
Utilities	55	821	—	—	—	—
Parks & Recreation	60	23,551	40,724	54,992	88,399	54,992
Social Services	63	81,912	151,964	256,253	900,122	256,253
Total		**$ 306,780**	**$ 422,257**	**$ 311,245**	**$ 2,030,434**	**$ 311,245**

Revenue Projections

Object #	Account Description	FY 2021 Actual	FY 2022 Actual	FY 2023 Budget	FY 2023 Revised	FY 2024 Budget
	Intergovernmental Revenues					
334201	State Grant-DFS	$ 9,365	$ —	$ —	$ —	$ —
334210	State Grant-Digital Radios	—	—	—	500,000	—
334380	State Grnt- FDOT Hwy Maint	92,731	95,512	—	100,287	—
334385	LSP Area Agency on Aging	17,089	55,663	141,550	750,912	141,550
334601	IN2L Pilot Program	14,114	6,288	—	—	—
334602	UNIPER Pilot 20/21	—	952	—	—	—
334603	Mass Spectrometer	—	72,963	—	537	—
334690	State Grant-EMS Grants	—	55,099	—	281,089	—
337210	COVID-19Emerg.OrderEnforcement	98,400	—	—	—	—
337220	Local Grant-FM Global	—	2,995	—	—	—
337380	Local Grt-Brwd Water Improve	821	—	—	—	—
337601	Loc Grant-Water Safety	6,114	8,590	20,000	24,177	20,000
337602	Loc Grant-Child Svcs Council	68,147	113,855	149,695	181,480	149,695
337604	Local Grant-Elderly Services	—	7,340	—	31,952	—
337609	Above and Beyond	—	—	—	100,000	—
337720	Miramar Community Garden	—	3,000	—	5,000	—
366100	Contributions Private Sources	—	—	—	55,000	—
	Sub-total	306,780	422,257	311,245	2,030,434	311,245
	Total	**$ 306,780**	**$ 422,257**	**$ 311,245**	**$ 2,030,434**	**$ 311,245**

Expenditure Detail Budget—163 - Various

Object #	Account Description	Project #	FY 2021 Actual	FY 2022 Actual	FY 2023 Budget	FY 2023 Revised	FY 2024 Budget
	Personnel Services						
	MOST#17-2958						
	163-63-900-569-040-						
601200	Employee Salaries	94108	$ 36,055	$ 46,456	$ —	$ —	$ —
602100	FICA & MICA	94108	2,758	3,554	—	—	—
	Sub-total		38,813	50,010	—	—	—
	163-60-900-572-000-						
601200	Employee Salaries	94108	8,032	12,212	—	—	—
602100	FICA & MICA	94108	614	916	—	—	—
	Sub-total		8,646	13,128	—	—	—
	Operating Expense						
	AAMA Award-Leadership Institute						
	163-43-900-552-000-						
603190	Prof Svcs-Other	95012	—	—	—	30,000	—
	Sub-total		—	—	—	30,000	—
	LSP 22/23 Area Agency on Aging						
	163-00-901-000-000-						
603400	Contract Svcs-Other	93557	—	—	—	125,000	—
	Sub-total		—	—	—	125,000	—
	LSP 23/24 Area Agency on Aging						
	163-63-900-000-000-						
603400	Contract Svcs-Other	93558	—	—	—	125,000	—
	Sub-total		—	—	—	125,000	—

Expenditure Detail Budget—163 - Various

Object #	Account Description	Project #	FY 2021 Actual	FY 2022 Actual	FY 2023 Budget	FY 2023 Revised	FY 2024 Budget
	DIGITAL RADIO REPLACEMENT						
	163-20-900-521-000-						
605251	Noncap Equip (Item less 5000)	91000	$ —	$ —	$ —	$ 500,000	$ —
	Sub-total		—	—	—	500,000	—
	FM Global Fire Prevention						
	163-30-900-529-000-						
605251	Noncap Equip (Item less 5000)	92259	—	2,995	—	—	—
	Sub-total		—	2,995	—	—	—
	Active Shooter/Stop the Bleed						
	163-30-900-526-000-						
605251	Noncap Equip (Item less 5000)	93508	—	21,672	—	—	—
	Sub-total		—	21,672	—	—	—
	SEED MONEY						
	163-41-900-515-000-						
605251	Noncap Equip (Item less 5000)	95007	—	3,000	—	2,000	—
	Sub-total		—	3,000	—	2,000	—
	Whole Kids Foundation Grant						
	163-41-900-519-000-						
604865	Community Garden	95009	—	—	—	3,000	—
	Sub-total		—	—	—	3,000	—
	Above & Beyond Grant						
	163-63-900-569-040/070/110						
604990	Pre-School Activities	93549	—	—	—	100,000	—
	Sub-total		—	—	—	100,000	—
	AT&T FOUNDATION						
	163-60-900-572-000-						
605251	Noncap Equip (Item less 5000)	95010	—	—	—	25,000	—
	Sub-total		—	—	—	25,000	—
	MOST#17-2958						
	163-60-900-572-000-						
604992	Recreation Activities	94108	8,791	19,005	—	—	—
	163-63-900-569-040-						
604992	Recreation Activities	94108	11,896	15,788	—	—	—
	Sub-total		20,688	34,793	—	—	—
	Maximizing Out-of-School Time (MOST)						
	163-60-900-572-000-						
604992	Recreation Activities	94109	—	—	—	12,480	—
605230	Program Supplies	94109	—	—	—	3,192	—
	Sub-total		—	—	—	15,672	—
	Dept. Capital Outlay						
	FL-Firefighter Decontaminate Grant						
	163-30-900-529-000-						
606400	Machinery & Equipment	96006	9,365	—	—	—	—
	EMS-M9035						
	163-30-900-525-000-						
606400	Machinery & Equipment	93507	—	33,427	—	—	—
	Emergency Medical Services-M0001						
	163-30-900-525-000-						

Expenditure Detail Budget—163 - Various

Object #	Account Description	Project #	FY 2021 Actual	FY 2022 Actual	FY 2023 Budget	FY 2023 Revised	FY 2024 Budget
606400	Machinery & Equipment	93509	$ —	$ —	$ —	$ 99,375	$ —
	EMS-M0002						
	163-30-900-525-000-						
606400	Machinery & Equipment	93510	—	—	—	85,339	—
	EMS M230606						
	163-30-900-525-000-						
606400	Machinery & Equipment	93511	—	—	—	41,250	—
	EMS M230607						
	163-30-900-525-000-						
606400	Machinery & Equipment	93512	—	—	—	55,125	—
	Portable Mass Spectrometer						
	163-20-900-529-000-						
606400	Machinery & Equipment	96000	—	72,963	—	537	—
	Sub-total		9,365	106,390	—	281,626	—
	Capital Improvement						
	Broward Co Waterlines Improvement						
	163-55-900-536-000-						
606502	CIP-Plan/Design/Eng	94400	454	—	—	—	—
606510	CIP-Construction	94400	367	—	—	—	—
	Sub-total		821	—	—	—	—
	Transfers						
	163-20-900-521-000-						
691001	Trfr To General Fund	93808	98,400	—	—	—	—
	163-50-900-581-000-						
691001	Trfr To General Fund	93800	92,731	95,512	—	100,287	—
	163-60-900-581-000-						
691001	Trfr To General Fund	94105	6,114	8,590	20,000	24,177	20,000
691001	Trfr To General Fund	94108	—	—	34,992	—	—
	163-63-900-581-000-						
691001	Trfr To General Fund	93555	1,562	—	—	—	—
691001	Trfr To General Fund	93556	15,527	44,637	—	—	—
691001	Trfr To General Fund	93557	—	11,026	106,162	130,524	—
691001	Trfr To General Fund	93557	—	—	—	175,000	—
691001	Trfr To General Fund	93558	—	—	35,388	195,388	106,162
691001	Trfr To General Fund	93559	—	—	—	—	35,388
691001	Trfr To General Fund	93808	14,114	6,288	—	—	—
691001	Trfr To General Fund	94108	—	—	114,703	—	—
691001	Trfr To General Fund	94109	—	15,924	—	142,258	114,703
691001	Trfr To General Fund	94109	—	—	—	23,550	34,992
691001	Trfr To General Fund	94340	—	7,340	—	5,326	—
691001	Trfr To General Fund	94341	—	—	—	26,625	—
	163-63-901-581-000						
691001	Trfr To General Fund	93808	—	952	—	—	—
	Sub-total		228,447	190,269	311,245	823,136	311,245
	Total		**$ 306,780**	**$ 422,257**	**$ 311,245**	**$ 2,030,434**	**$ 311,245**

Object #	Account Description	Justification
Revenue		
334385	LSP Area Agency on Aging	LSP Area Agency on Aging grant. Funds are provided to support the adult day care services. Grant allocation is on an annual basis from July-June.
337601	Loc Grant-Water Safety	These funds are provided to the City from the Swim Central Grant.
337602	Loc Grant-Child Svcs Council	Maximizing Out of School Time (MOST) Grant. Funder: Children Services Council. This is an annual grant allocation to support after school services.
Expense		
691001	Trfr To General Fund	This represents funds transferred to the General Fund for services rendered as part of the Water Safety Project from the Broward County Swim Central Grant Program. This represents funds transferred to the General Fund for services rendered as part of the Water Safety Grant, MOST Grant Program and to account for grant reimbursable expenses related to Senior Services provided by the Southcentral/Southeast Focal Point Senior Center. Local Service Programs (LSP).

Description Fund 164

This fund was established to account for Federal Funds received from the United States Department of Housing and Urban Development (HUD) through the Neighborhood Stabilization Program (NSP). The purpose of the program is to develop viable urban communities by providing decent housing and a suitable living environment.

The NSP program is administered by the Building, Planning & Zoning Department. Due to the unpredictable nature of funding source, no funds will be budgeted for FY24.

Revenues and Expenditures Budget Summary

	FY 2021 Actual	FY 2022 Actual	FY 2023 Budget	FY 2023 Revised	FY 2024 Budget
Beginning Fund Balance	**$ —**	**$ —**	**$ —**	**$ —**	**$ —**
Revenues By Category					
Intergovernmental Revenues	$ 11,479	$ 573,368	$ —	$ 661,227	$ —
Total	**$ 11,479**	**$ 573,368**	**$ —**	**$ 661,227**	**$ —**
Expenditures By Category					
Operating Expense	$ 11,479	$ 573,368	$ —	$ 618,113	$ —
Total Operating Expenditures	**$ 11,479**	**$ 573,368**	**$ —**	**$ 618,113**	**$ —**
Transfers	—	—	—	43,114	—
Total	**$ 11,479**	**$ 573,368**	**$ —**	**$ 661,227**	**$ —**
Ending Fund Balance	**$ —**	**$ —**	**$ —**	**$ —**	**$ —**

Revenue Projections

Object #	Account Description	FY 2021 Actual	FY 2022 Actual	FY 2023 Budget	FY 2023 Revised	FY 2024 Budget
	Intergovernmental Revenues					
331503	Fed Grant- NSP	$ —	$ 417,079	$ —	$ 332,383	$ —
331625	Fed Grant-Reimb Prog Inc	11,479	156,289	—	328,844	—
	Sub-total	11,479	573,368	—	661,227	—
	Total	**$ 11,479**	**$ 573,368**	**$ —**	**$ 661,227**	**$ —**

Expenditure Detail Budget—164-41-900-554-000-

Object #	Account Description		FY 2021 Actual	FY 2022 Actual	FY 2023 Budget	FY 2023 Revised	FY 2024 Budget
	Operating Expense						
	Neighborhood Stabilization Program						
	164-41-900-554-000-						
603114	Admin Svcs-CRA	- 92690	$ 1,650	$ —	$ —	$ 1,050	$ —
603121	City Attorney Svcs	- 92690	—	—	—	6,907	—
604301	Electricity Svcs	- 92690	733	23	—	—	—
604390	Utilities NSP (50)	- 92690	1,310	391	—	—	—
604694	Acq. Rehab (50)	- 92690	7,786	455,453	—	4,949	—
604973	NSP Purch Assist (50)	- 92690	—	117,500	—	178,150	—
604974	NSP Purch Assist (51-120)	- 92690	—	—	—	427,058	—
	Sub-total		11,479	573,368	—	618,113	—
	Transfers						
	164-41-900-581-000-						
691001	Trfr To General Fund	92690	—	—	—	43,114	—
	Sub-total		—	—	—	43,114	—
	Total		**$ 11,479**	**$ 573,368**	**$ —**	**$ 661,227**	**$ —**

Description Fund 166

The State Housing Initiatives Partnership (SHIP) fund was established to award money for deferred loan grants to eligible applicants for minor home repair/weatherization and for purchase assistance programs. SHIP program provides funds to local governments as an incentive to create partnerships that produce and preserve affordable homeownership and multi-family housing. Funds may be used for home repairs, new construction, down payment and closing cost assistance, construction and gap financing, mortgage buy-downs, property acquisitions, impact fees, homeownership counsel benefiting very low, low and moderate income households.

This is an ongoing program and funds not used are rolled over to the next year. Amounts are only budgeted when the agreements are executed and approved by the City Commission. The Building, Planning & Zoning Department oversees this program.

Revenues and Expenditures Budget Summary

	FY 2021 Actual	FY 2022 Actual	FY 2023 Budget	FY 2023 Revised	FY 2024 Budget
Beginning Fund Balance	**$ 22,759**	**$ 22,921**	**$ 23,242**	**$ 23,242**	**$ 23,242**
Revenues By Category					
Intergovernmental Revenues	$ 115,358	$ 803,981	$ —	$ 3,480,247	$ —
Miscellaneous Revenues	161	321	—	—	—
Total	**$ 115,519**	**$ 804,303**	**$ —**	**$ 3,480,247**	**$ —**
Expenditures By Category					
Operating Expense	$ 115,358	$ 803,981	$ —	$ 3,480,247	$ —
Total Operating Expenditures	**$ 115,358**	**$ 803,981**	**$ —**	**$ 3,480,247**	**$ —**
Total	**$ 115,358**	**$ 803,981**	**$ —**	**$ 3,480,247**	**$ —**
Excess/Deficiency	$ 161	$ 321	$ —	$ —	$ —
Ending Fund Balance	**$ 22,921**	**$ 23,242**	**$ 23,242**	**$ 23,242**	**$ 23,242**

Revenue Projections

Object #	Account Description	FY 2021 Actual	FY 2022 Actual	FY 2023 Budget	FY 2023 Revised	FY 2024 Budget
	Intergovernmental Revenue					
334900	State Grant-SHIP	$ 115,358	$ 803,981	$ —	$ 3,480,247	$ —
	Sub-total	115,358	803,981	—	3,480,247	—
	Miscellaneous Revenues					
361100	Int Earnings	150	321	—	—	—
361200	Dividend Income	11	—	—	—	—
	Sub-total	161	321	—	—	—
	Total	**$ 115,519**	**$ 804,303**	**$ —**	**$ 3,480,247**	**$ —**

Expenditure Detail Budget—166-43-900-554-000-

Object #	Account Description		FY 2021 Actual	FY 2022 Actual	FY 2023 Budget	FY 2023 Revised	FY 2024 Budget
	Operating Expense						
	SHIP (18/19)						
	166-41-900-554-000-						
603185	Counseling Svcs	- 93610	$ 9,000	$ —	$ —	$ —	$ —
604680	Home Repairs	- 93610	17,368	121,368	—	—	—
	Sub-Total		26,368	121,368	—	—	—
	SHIP (21/22)						
	166-41-900-554-000-						
603114	Admin Svcs-CRA	- 93612	12,215	59,890	—	33,591	—
603185	Counseling Svcs	- 93612	—	5,700	—	9,173	—
604680	Home Repairs	- 93612	—	359,360	—	498,843	—
604682	Emergency Repair	- 93612	—	1,000	—	—	—
604685	Purchase Assistance	- 93612	—	40,000	—	—	—
	Sub-Total		12,215	465,950	—	541,607	—
	SHIP (22/23)						
	166-43-900-554-000-						
603114	Admin Svcs-CRA	- 93613	—	—	—	130,299	—
603185	Counseling Svcs	- 93613	—	—	—	12,696	—
604680	Home Repairs	- 93613	—	—	—	720,000	—
604682	Emergency Repair	- 93613	—	—	—	100,000	—
604683	Foreclosure Prevention	- 93613	—	—	—	40,000	—
604685	Purchase Assistance	- 93613	—	—	—	260,000	—
604686	Security/Utility Deposits	- 93613	—	—	—	40,000	—
	Sub-Total		—	—	—	1,302,995	—
	SHIP (23/24)						
	166-43-900-554-000-						
603114	Admin Svcs-CRA	- 93614	—	—	—	158,585	—
603185	Counseling Svcs	- 93614	—	—	—	12,000	—
604680	Home Repairs	- 93614	—	—	—	895,060	—
604682	Emergency Repair	- 93614	—	—	—	150,000	—
604683	Foreclosure Prevention	- 93614	—	—	—	60,000	—
604685	Purchase Assistance	- 93614	—	—	—	360,000	—
	Sub-Total		—	—	—	1,635,645	—
	SHIP (19/20)						
	166-41-900-554-000-						
603185	Counseling Svcs	- 93611	4,500	300	—	—	—
604680	Home Repairs	- 93611	2,150	191,513	—	—	—
604682	Emergency Repair	- 93611	125	24,850	—	—	—
604685	Purchase Assistance	- 93611	70,000	—	—	—	—
	Sub-Total		76,775	216,663	—	—	—
	Total		**$ 115,358**	**$ 803,981**	**$ —**	**$ 3,480,247**	**$ —**

Description Fund 167

The Community Development Block Grant (CDBG) fund was established to award money to eligible applicants for minor home repair/weatherization, commercial rehabilitation and to provide for the cost of equipment and renovations for community parks. This program is a Federal entitlement grant program administered by the U.S. Department of Housing and Urban Development. The primary objective of this program is for the development of viable urban communities by providing decent housing, suitable living environment, and expanding economic opportunities, principally for persons of low and moderate income.

This CDBG Program is ongoing and is a reimbursement grant. As such, funds not used in one year are rolled over to the next year. The Building, Planning & Zoning Department administers this program, and the Social Services Department administrated by the Youth and Family Outreach Program. In FY22, the two (2) full-time positions previously housed and partially funded by the CDBG Fund, affiliated with the Youth and Family Outreach Program were transferred into the General Fund and budgeted within the Social Services Department.

Revenues, Expenditures and Positions Summary

	FY 2021 Actual	FY 2022 Actual	FY 2023 Budget	FY 2023 Revised	FY 2024 Budget
Beginning Fund Balance	**$ —**	**$ —**	**$ —**	**$ —**	**$ —**
Revenues By Category					
General Taxes	$ —	$ —	$ —	$ —	$ —
Permits, Fees, Special Assessment	—	—	—	—	—
Intergovernmental Revenues	671,148	1,141,943	710,030	3,058,429	1,420,060
Charges for Services	—	—	—	—	—
Fines & Forfeitures	—	—	—	—	—
Miscellaneous Revenues	—	—	—	—	—
Appropriation of Fund Balance	—	—	—	—	—
Transfer In	—	—	—	—	—
Total	**$ 671,148**	**$ 1,141,943**	**$ 710,030**	**$ 3,058,429**	**$ 1,420,060**
Expenditures By Category					
Personnel Services	$ 91,113	$ 6,557	$ —	$ 6,858	$ —
Operating Expense	580,035	1,011,309	700,030	2,631,828	1,400,060
Capital Outlay	—	—	—	120,000	—
Grants & Aids	—	124,076	10,000	299,743	20,000
Total Operating Expenditures	**$ 671,148**	**$ 1,141,943**	**$ 710,030**	**$ 3,058,429**	**$ 1,420,060**
Capital Improvement Program	—	—	—	—	—
Capital Asset Clearing	—	—	—	—	—
Other Uses	—	—	—	—	—
Debt Service	—	—	—	—	—
Transfers	—	—	—	—	—
Appropriated Fund Balance	—	—	—	—	—
Total	**$ 671,148**	**$ 1,141,943**	**$ 710,030**	**$ 3,058,429**	**$ 1,420,060**
Excess/Deficiency	—	—	—	—	—
Appropriated Fund Balance	—	—	—	—	—
Appropriation of Fund Balance	—	—	—	—	—
Ending Fund Balance	**$ —**	**$ —**	**$ —**	**$ —**	**$ —**
Position Detail					
Community Outreach Specialist I	1.00	—	—	—	—
Family Services Superintendent	1.00	—	—	—	—
Total FTE's	**2.00**	—	—	—	—

Revenue Projections

Object #	Account Description	FY 2021 Actual	FY 2022 Actual	FY 2023 Budget	FY 2023 Revised	FY 2024 Budget
	Intergovernmental Revenues					
331623	Fed Grant-CDBG	$ 671,148	$ 1,141,943	$ 710,030	$ 3,058,429	$ 1,420,060
	Sub-total	671,148	1,141,943	710,030	3,058,429	1,420,060
	Total	**$ 671,148**	**$ 1,141,943**	**$ 710,030**	**$ 3,058,429**	**$ 1,420,060**

Expenditure Detail Budget—167-41/43-900/901/905-554/569-000-

Object #	Account Description	Project #	FY 2021 Actual	FY 2022 Actual	FY 2023 Budget	FY 2023 Revised	FY 2024 Budget
	Personnel Expense						
601200	Employee Salaries		$ 62,863	$ 6,078	$ —	$ 6,357	$ —
601215	Communication Stipend		600	—	—	—	—
601400	Overtime-General		546	—	—	—	—
602100	FICA & MICA		4,633	465	—	486	—
602210	Pension-General		4,293	—	—	—	—
602235	Pension-Senior Mgmt		6,043	—	—	—	—
602305	Health Insurance-HMO		6,509	—	—	—	—
602306	Dental Insurance-PPO		220	—	—	—	—
602307	Dental Insurance-HMO		145	—	—	—	—
602309	Basic Life Insurance		276	—	—	—	—
602311	Long-Term Disability Ins		76	—	—	—	—
602312	HDHP Aetna		3,587	—	—	—	—
602400	Workers' Compensation		1,324	14	—	15	—
	Sub-Total		91,113	6,557	—	6,858	—
	CDBG 2017						
	167-41-900-554-000-						
604681	Commercial Rehab	- 92626	28,742	—	—	—	—
	Sub-Total		28,742	—	—	—	—
	CDBG 2018						
	167-41-900-554-000-						
603410	Grant Administration	- 92627	20,159	1,527	—	—	—
604680	Home Repairs	- 92627	4,850	—	—	—	—
604681	Commercial Rehab	- 92627	66,732	14,083	—	—	—
	Sub-Total		91,740	15,610	—	—	—
	CDBG 2019						
	167-41-900-554-000-						
603410	Grant Administration	- 92628	9,665	721	—	—	—
604680	Home Repairs	- 92628	201,173	78,907	—	215,094	—
604681	Commercial Rehab	- 92628	64,663	30,177	—	—	—
	Sub-Total		275,501	109,805	—	215,094	—
	CDBG 2020						
	167-41-900-554-000-						
603114	Admin Svcs-CRA	- 92629	129,828	3,310	—	—	—
603410	Grant Administration	- 92629	18,183	27,950	—	2,635	—
604680	Home Repairs	- 92629	—	161,006	—	516,027	—
604681	Commercial Rehab	- 92629	—	32,189	—	67,811	—
	Sub-Total		148,011	224,455	—	586,473	—

Expenditure Detail Budget—167-41/43-900/901/905-554/569-000-

Object #	Account Description	Project #	FY 2021 Actual	FY 2022 Actual	FY 2023 Budget	FY 2023 Revised	FY 2024 Budget
	CDBG 2021						
	167-41-900-554-000-						
603114	Admin Svcs-CRA	- 92630	—	139,793	—	—	—
603410	Grant Administration	- 92630	—	40,275	—	6,323	—
604680	Home Repairs	- 92630	—	1,500	—	469,117	—
604681	Commercial Rehab	- 92630	—	—	—	350,000	—
	Sub-Total		—	181,568	—	825,440	—
	CDBG 2022						
	167-41/43-900-554-000-						
603114	Admin Svcs-CRA	-92631	—	—	92,121	130,187	92,121
603410	Grant Administration	-92631	—	—	49,604	36,538	49,604
604680	Home Repairs	-92631	—	—	558,305	474,331	558,305
604684	Rental Assistance	- 92631	—	—	—	100,000	—
606319	Park Improvement	- 92631	—	—	—	120,000	—
608270	Small Business Assistance	-92631	—	—	10,000	—	10,000
	Sub-Total		—	—	710,030	861,055	710,030
	CDBG 2022						
	167-43-900-554-000-						
603114	Admin Svcs-CRA	-92632	—	—	—	—	92,121
603410	Grant Administration	-92632	—	—	—	—	49,604
604680	Home Repairs	-92632	—	—	—	—	558,305
608270	Small Business Assistance	-92632	—	—	—	—	10,000
	Sub-Total		—	—	—	—	710,030
	Coronavirus						
	167-41/43-900/901-554-000-						
603114	Admin Svcs-CRA	- 93808	36,040	104,100	—	90,399	—
604683	Foreclosure Prevention	- 93808	—	319,174	—	84,878	—
604684	Rental Assistance	- 93808	—	56,597	—	88,490	—
608270	Small Business Assistance	- 93808	—	124,076	—	299,743	—
	Sub-Total		36,040	603,947	—	563,509	—
	Total		**$ 671,148**	**$ 1,141,943**	**$ 710,030**	**$ 3,058,429**	**$ 1,420,060**

Object #	Account Description	Justification
Revenue		
331623	Fed Grant-CDBG	Community Development Block Grant (CDBG). Funder: HUD. This is an annual formula grant and anticipated allocation becomes effective on October 1.
Expense		
603114	Admin Svcs-CRA	Community Development Block Grant (CDBG). Funder: HUD. This is an annual formula grant and anticipated allocation becomes effective on October 1.
603410	Grant Administration	Community Development Block Grant (CDBG) Funder: HUD. This is an annual formula grant and anticipated allocation becomes effective on October 1.
604680	Home Repairs	Community Development Block Grant (CDBG) Funder: HUD. This is an annual formula grant and anticipated allocation becomes effective on October 1.
608270	Small Business Assistance	Community Development Block Grant (CDBG) Funder: HUD. This is an annual formula grant and anticipated allocation becomes effective on October 1.

Description Fund 170

The Affordable Housing trust fund was established to provide a continuing, non-lapsing fund for the city Commission to address the need for workforce housing in the City. Funding may be comprised of the sale of City -owned property, Broward County Affordable Housing Trust Funds, grants or donations and mandatory or voluntary payments by developers.

	FY 2021 Actual	FY 2022 Actual	FY 2023 Budget	FY 2023 Revised	FY 2024 Budget
Beginning Fund Balance	**$ —**	**$ 268,500**	**$ 3,268,500**	**$ 3,268,500**	**$ 198,500**
Revenues By Category					
General Taxes	$ —	$ —	$ —	$ —	$ —
Permits, Fees, Special Assessment	—	—	—	—	—
Intergovernmental Revenues	—	—	—	—	—
Charges for Services	—	—	—	—	—
Fines & Forfeitures	—	—	—	—	—
Miscellaneous Revenues	168,500	1,000,000	—	—	—
Appropriation of Fund Balance	—	—	—	6,070,000	6,000,000
Transfer In	100,000	2,000,000	—	—	—
Total	**$ 268,500**	**$ 3,000,000**	**$ —**	**$ 6,070,000**	**$ 6,000,000**
Expenditures By Category					
Personnel Services	$ —	$ —	$ —	$ —	$ —
Operating Expense	—	—	—	70,000	—
Capital Outlay	—	—	—	—	—
Grants & Aids	—	—	—	6,000,000	6,000,000
Total Operating Expenditures	**$ —**	**$ —**	**$ —**	**$ 6,070,000**	**$ 6,000,000**
Capital Improvement Program	—	—	—	—	—
Capital Asset Clearing	—	—	—	—	—
Other Uses	—	—	—	—	—
Debt Service	—	—	—	—	—
Transfers	—	—	—	—	—
Appropriated Fund Balance	—	—	—	—	—
Total	**$ —**	**$ —**	**$ —**	**$ 6,070,000**	**$ 6,000,000**
Excess/Deficiency	$ 268,500	$ 3,000,000	$ —	$ —	$ —
Appropriated Fund Balance	—	—	—	—	—
Appropriation of Fund Balance	—	—	—	(6,070,000)	—
ARPA Funding Deferred Revenue *	—	—	—	3,000,000	—
Ending Fund Balance	**$ 268,500**	**$ 3,268,500**	**$ 3,268,500**	**$ 198,500**	**$ 198,500**

* ARPA funding in the amount of $3.0 Million can only be recognized upon the execution of allowable costs.

Revenue Projections

Object #	Account Description	FY 2021 Actual	FY 2022 Actual	FY 2023 Budget	FY 2023 Revised	FY 2024 Budget
	Charges for Services					
366202	Developer Contrib/Donations	$ 168,500	$ 1,000,000	$ —	$ —	$ —
381001	Trfr Fr General Fund	—	2,000,000	—	—	—
381395	Trfr Fr Capital Projects Fund	100,000	—	—	—	—
	Sub-total	268,500	3,000,000	—	—	—
	Other Uses					
399999	Appropriation Of Fund Balance	—	—	—	6,070,000	6,000,000
	Sub-total	—	—	—	6,070,000	6,000,000
	Total	**$ 268,500**	**$ 3,000,000**	**$ —**	**$ 6,070,000**	**$ 6,000,000**

Expenditure Detail Budget—170-xx

Object #	Account Description	FY 2021 Actual	FY 2022 Actual	FY 2023 Budget	FY 2023 Revised	FY 2024 Budget
	Operating Expense					
603114	Admin Svcs-CRA	$ —	$ —	$ —	$ 70,000	$ —
608306	Grants to others	—	—	—	6,000,000	6,000,000
	Total	**$ —**	**$ —**	**$ —**	**$ 6,070,000**	**$ 6,000,000**

Budget Justification

Object #	Account Description	Justification
Revenue		
399999	Appropriation Of Fund Balance	This account is used to budget for a portion of fund balance needed to cover all budgeted expenses.
Expense		
608306	Grants to others	This account represents funding assistance to non-for-profit organizations that help better the City of Miramar community.

Description

Debt Service Funds were established to account for the servicing of long term general obligation debt not being financed by proprietary funds. They are comprised of funds 201, 203, 204 and 205. Fund 201 is the major debt service fund. Fund 203 is for the Capital Improvement Refunding Revenue Bonds, Series 2015. Fund 204 is for Special Obligation Refunding and Improvement Revenue Bonds, Series 2013. Fund 205 is used to account for the debt service for the Taxable Special Obligation Refunding Bonds, Series 2021.

Revenues and Expenditures Summary

		FY 2021 Actual	FY 2022 Actual	FY 2023 Budget	FY 2023 Revised	FY 2024 Budget
Beginning Fund Balance		**$ 1,688,257**	**$ 451,798**	**$ 481,357**	**$ 481,357**	**$ 34,257**
Revenues by Category						
General Taxes		$ —	$ —	$ —	$ —	$ —
Permits, Fees, Special Assessment		—	—	—	—	—
Intergovernmental Revenues		—	—	—	—	—
Charges for Services		—	—	—	—	—
Fines & Forfeitures		—	—	—	—	—
Miscellaneous Revenues		51,003,310	5,420,570	5,830	5,830	13,030
Appropriation of Fund Balance		—	—	447,100	447,100	—
Transfer In		12,124,930	11,995,200	11,724,870	11,724,870	12,058,670
Total		**$ 63,128,240**	**$ 17,415,770**	**$ 12,177,800**	**$ 12,177,800**	**$ 12,071,700**
Expenditures by Category						
Personnel Services		$ —	$ —	$ —	$ —	$ —
Operating Expense		2,448	2,283	2,800	2,800	3,500
Capital Outlay		—	—	—	—	—
Grants & Aids		—	—	—	—	—
Total Operating Expenditures		**$ 2,448**	**$ 2,283**	**$ 2,800**	**$ 2,800**	**$ 3,500**
Debt Service		64,362,251	17,383,929	12,175,000	12,175,000	12,068,200
Appropriated Fund Balance		—	—	—	—	—
Transfers		—	—	—	—	—
Total		**$ 64,364,699**	**$ 17,386,212**	**$ 12,177,800**	**$ 12,177,800**	**$ 12,071,700**
Excess/Deficiency (actuals)		$ (1,236,458)	$ 29,558	$ —	$ —	$ —
Appropriated Fund Balance		—	—	—	—	—
Appropriation of Fund Balance		—	—	(447,100)	(447,100)	—
Ending Fund Balance		**$ 451,798**	**$ 481,357**	**$ 34,257**	**$ 34,257**	**$ 34,257**
Revenues	**Fund #**					
Debt Service	201	$ 2,097,190	$ 7,781,809	$ 2,312,700	$ 2,312,700	$ 2,344,400
Capital Improvement Rev. Bonds 2015	203	5,275,836	6,298,668	6,115,200	6,115,200	5,942,400
CIP Bonds 2013	204	4,755,214	2,663,393	2,071,100	2,071,100	—
Tax. Spec. Obligation Bonds 2021	205	51,000,000	671,900	1,678,800	1,678,800	3,784,900
Total		**$ 63,128,240**	**$ 17,415,770**	**$ 12,177,800**	**$ 12,177,800**	**$ 12,071,700**
Expenditures						
Debt Service	201	$ 2,597,111	$ 7,756,284	$ 2,312,700	$ 2,312,700	$ 2,344,400
Capital Improvement Rev. Bonds 2015	203	6,292,589	6,294,859	6,115,200	6,115,200	5,942,400
CIP Bonds 2013	204	4,484,698	2,663,260	2,071,100	2,071,100	—
Tax. Spec. Obligation Bonds 2021	205	50,990,301	671,810	1,678,800	1,678,800	3,784,900
Total		**$ 64,364,699**	**$ 17,386,212**	**$ 12,177,800**	**$ 12,177,800**	**$ 12,071,700**

Description Fund 201—Debt Service

This is the City's major debt service fund. Currently, the 2019 and 2021 CIP Loans and related administrative costs are being accounted for in this fund.

Revenues and Expenditures Summary

	FY 2021 Actual	FY 2022 Actual	FY 2023 Budget	FY 2023 Revised	FY 2024 Budget
Beginning Fund Balance	**$ 474,410**	**$ (25,511)**	**$ 15**	**$ 15**	**$ 15**
Revenues By Category					
General Taxes	$ —	$ —	$ —	$ —	$ —
Permits, Fees, Special Assessment	—	—	—	—	—
Intergovernmental Revenues	—	—	—	—	—
Charges for Services	—	—	—	—	—
Fines & Forfeitures	—	—	—	—	—
Miscellaneous Revenues	740	5,415,309	400	400	400
Appropriation of Fund Balance	—	—	—	—	—
Transfer In	2,096,450	2,366,500	2,312,300	2,312,300	2,344,000
Total	**$ 2,097,190**	**$ 7,781,809**	**$ 2,312,700**	**$ 2,312,700**	**$ 2,344,400**
Expenditures By Category					
Personnel Services	$ —	$ —	$ —	$ —	$ —
Operating Expense	739	283	400	400	500
Capital Outlay	—	—	—	—	—
Grants & Aids	—	—	—	—	—
Total Operating Expenditures	**$ 739**	**$ 283**	**$ 400**	**$ 400**	**$ 500**
Capital Improvement Program	—	—	—	—	—
Capital Asset Clearing	—	—	—	—	—
Other Uses	—	—	—	—	—
Debt Service	2,596,371	7,756,000	2,312,300	2,312,300	2,343,900
Transfers	—	—	—	—	—
Appropriated Fund Balance	—	—	—	—	—
Total	**$ 2,597,111**	**$ 7,756,284**	**$ 2,312,700**	**$ 2,312,700**	**$ 2,344,400**
Excess/Deficiency	$ (499,920)	$ 25,525	$ —	$ —	$ —
Appropriated Fund Balance	—	—	—	—	—
Appropriation of Fund Balance	—	—	—	—	—
Ending Fund Balance	**$ (25,511)**	**$ 15**	**$ 15**	**$ 15**	**$ 15**

Revenue Projections

Object #	Account Description	FY 2021 Actual	FY 2022 Actual	FY 2023 Budget	FY 2023 Revised	FY 2024 Budget
	Misc. Revenues					
361100	Int Earnings	$ 738	$ 309	$ 400	$ 400	$ 400
361200	Dividend Income	2	—	—	—	—
	Sub-total	740	309	400	400	400
	Other Sources					
381001	Trfr Fr General Fund	$ 517,650	$ 1,162,900	$ 1,090,800	$ 1,090,800	$ 1,252,300
381005	Trfr Fr Billboard Rev Fund	619,900	454,700	454,700	454,700	454,700
381381	Transfer from Fire and EMS CIP	32,200	76,500	—	—	—
381385	Trfr Fr Street Constr&Maint Fd	926,700	418,700	603,200	603,200	578,900
381387	Transfer from Park Development	—	253,700	163,600	163,600	58,100
385100	Proceeds from refunding bonds	—	5,415,000	—	—	—
	Sub-total	2,096,450	7,781,500	2,312,300	2,312,300	2,344,000
	Total	**$ 2,097,190**	**$ 7,781,809**	**$ 2,312,700**	**$ 2,312,700**	**$ 2,344,400**

Expenditure Detail Budget—201-70-000-517-000

Object #	Account Description	FY 2021 Actual	FY 2022 Actual	FY 2023 Budget	FY 2023 Revised	FY 2024 Budget
	Operating Expense					
604905	Bank Svc Charges	$ 739	$ 283	$ 400	$ 400	$ 500
	Sub-total	739	283	400	400	500
	Debt Service					
607125	Prin-2017 CIP Loan	975,000	483,613	—	—	—
607141	Prin-Spc.Obl.RevNote2019 Exmpt	210,000	210,000	215,000	215,000	240,000
607142	Prin-Spc.Obl.RevNote2019Taxabl	205,000	205,000	210,000	210,000	210,000
607145	Prin-Spc Obl Rev Note 2021B	—	310,000	460,000	460,000	480,000
607146	Prin-Spc Obl Ref Rev Nte 2021C	—	555,000	1,060,000	1,060,000	1,075,000
607150	Prin-12 Trans Imp Rev Note	793,800	201,200	—	—	—
607225	Int-2017 CIP Loan	188,948	54,164	—	—	—
607241	Int-Spc.Obl.RevNote2019Exempt	91,832	87,789	83,700	83,700	79,400
607242	Int-Spec.Obl.RevNote2019Taxabl	112,996	108,143	103,300	103,300	98,200
607245	Int-Spc Obl Rev Note 2021B	—	101,889	142,600	142,600	133,700
607246	Int-Spc Obl Ref Rev Nte 2021C	—	29,284	36,300	36,300	27,600
607250	Int-12 Trans Imp Rev Note	18,795	1,353	1,400	1,400	—
607320	Cost Of Issuance	—	17,177	—	—	—
607330	Pmt to Refund Bond Escrow Agt	—	5,391,387	—	—	—
	Sub-total	2,596,371	7,756,000	2,312,300	2,312,300	2,343,900
	Total	**$ 2,597,111**	**$ 7,756,284**	**$ 2,312,700**	**$ 2,312,700**	**$ 2,344,400**

Debt Service Fund 201 Budget Justification

Object #	Account Description	Justification
Revenue		
361100	Int Earnings	Revenues received from interest and Pooled cash earnings allowance and is allocated across funds based on the cash balance of each fund as compared to the total cash, unless directly related to a specific investment instrument.
381001	Trfr Fr General Fund	This transfer is for a portion of revenues that are pledged to pay the debt service on the 2020 CIP Loan and bank service charges.
381005	Trfr Fr Billboard Rev Fund	This transfer is for a portion of revenues to pay the debt service on the 2020 bank loan and bank service charges.
381385	Trfr Fr Street Constr&Maint Fd	Funds transferred from Streets Construction and Maintenance to help pay a portion of the debt service for the City's various Bonds, Notes and Loans, such as the Taxable Special Obligation Refunding Bonds, Series 2021, and Capital Improvement Revenue Bonds Series 2015.
381387	Transfer from Park Development	Transfer from Park Development Fund to help pay the debt service on the 2020 CIP Loan.
Expense		
604905	Bank Svc Charges	This is for analyzed bank services charges for handling Pooled cash accounts. Allocated amount is based on each fund cash balance.
607141	Prin-Spc.Obl.RevNote2019 Exmpt	This is the Principal portion for the 2019 Special Obligation Bond Series A. Principal and Interest are paid quarterly on January 1, April 1, July 1 and October 1.
607142	Prin-Spc.Obl.RevNote2019Taxabl	This is the Principal portion for the 2019 Special Obligation Bond Series B. Principal and Interest are paid quarterly on January 1, April 1, July 1 and October 1.
607145	Prin-Spc Obl Rev Note 2021B	Principal payments for the 2021 Special Obligation Note B $8.0M CIP Loan
607146	Prin-Spc Obl Ref Rev Nte 2021C	The 2021C Note is being issued by the City to (i) refund the City's outstanding Special Obligation Revenue Note, Series 2017 and (ii) pay the costs of issuance of the 2021C Note.
607241	Int-Spc.Obl.RevNote2019Exempt	This is the Interest portion for the 2019 Special Obligation Bond Series A. Principal and Interest are paid quarterly on January 1, April 1, July 1 and October 1.
607242	Int-Spec.Obl.RevNote2019Taxabl	This is the Interest portion for the 2019 Special Obligation Bond Series B. Principal and Interest are paid quarterly on January 1, April 1, July 1 and October 1.
607245	Int-Spc Obl Rev Note 2021B	Interest payments for the 2021 Special Obligation Note B $8.0M CIP Loan
607246	Int-Spc Obl Ref Rev Nte 2021C	The 2021C Note is being issued by the City to (i) refund the City's outstanding Special Obligation Revenue Note, Series 2017 and (ii) pay the costs of issuance of the 2021C Note.

Description Fund 203—Capital Improvement Revenue Bonds Series 2015

This fund is used to account for the debt service for the Capital Improvement Refunding Revenue Bonds, Series 2015. This revenue bond replaced the $93 Million CIP Revenue Bond. Payments for principal and interest will be made annually beginning 10/1/2015 and interest only to be paid annually beginning 4/1/2016.

Revenues and Expenditures Summary

	FY 2021 Actual	FY 2022 Actual	FY 2023 Budget	FY 2023 Revised	FY 2024 Budget
Beginning Fund Balance	**$ 1,472,771**	**$ 456,018**	**$ 459,827**	**$ 459,827**	**$ 12,727**
Revenues By Category					
General Taxes	$ —	$ —	$ —	$ —	$ —
Permits, Fees, Special Assessment	—	—	—	—	—
Intergovernmental Revenues	—	—	—	—	—
Charges for Services	—	—	—	—	—
Fines & Forfeitures	—	—	—	—	—
Miscellaneous Revenues	1,636	4,668	4,930	4,930	12,630
Appropriation of Fund Balance	—	—	447,100	447,100	—
Transfer In	5,274,200	6,294,000	5,663,170	5,663,170	5,929,770
Total	**$ 5,275,836**	**$ 6,298,668**	**$ 6,115,200**	**$ 6,115,200**	**$ 5,942,400**
Expenditures By Category					
Personnel Services	$ —	$ —	$ —	$ —	$ —
Operating Expense	823	1,468	1,900	1,900	3,000
Capital Outlay	—	—	—	—	—
Grants & Aids	—	—	—	—	—
Total Operating Expenditures	**$ 823**	**$ 1,468**	**$ 1,900**	**$ 1,900**	**$ 3,000**
Capital Improvement Program	—	—	—	—	—
Capital Asset Clearing	—	—	—	—	—
Other Uses	—	—	—	—	—
Debt Service	6,291,765	6,293,390	6,113,300	6,113,300	5,939,400
Transfers	—	—	—	—	—
Appropriated Fund Balance	—	—	—	—	—
Total	**$ 6,292,589**	**$ 6,294,859**	**$ 6,115,200**	**$ 6,115,200**	**$ 5,942,400**
Excess/Deficiency	$ (1,016,753)	$ 3,809	$ —	$ —	$ —
Appropriated Fund Balance	—	—	—	—	—
Appropriation of Fund Balance	—	—	(447,100)	(447,100)	—
Ending Fund Balance	**$ 456,018**	**$ 459,827**	**$ 12,727**	**$ 12,727**	**$ 12,727**

Revenue Projections

Object #	Account Description	FY 2021 Actual	FY 2022 Actual	FY 2023 Budget	FY 2023 Revised	FY 2024 Budget
	Misc. Revenues					
361100	Int Earnings	$ 1,602	$ 4,668	$ 4,900	$ 4,900	$ 12,600
361200	Dividend Income	33	—	30	30	30
	Sub-total	1,636	4,668	4,930	4,930	12,630
	Other Sources					
381001	Trfr Fr General Fund	$ 4,845,200	$ 5,089,200	$ 4,861,770	$ 4,861,770	$ 5,493,970
381381	Transfer from Fire and EMS CIP	170,600	264,500	—	—	—
381385	Trfr Fr Street Constr&Maint Fd	258,400	289,300	288,700	288,700	288,500
381387	Transfer from Park Development	—	651,000	512,700	512,700	147,300
399999	Appropriation Of Fund Balance	—	—	447,100	447,100	—
	Sub-total	5,274,200	6,294,000	6,110,270	6,110,270	5,929,770
	Total	**$ 5,275,836**	**$ 6,298,668**	**$ 6,115,200**	**$ 6,115,200**	**$ 5,942,400**

Expenditure Detail Budget—203-70-000-517-000

Object #	Account Description	FY 2021 Actual	FY 2022 Actual	FY 2023 Budget	FY 2023 Revised	FY 2024 Budget
	Operating Expense					
604905	Bank Svc Charges	$ 823	$ 1,468	$ 1,900	$ 1,900	$ 3,000
	Sub-total	823	1,468	1,900	1,900	3,000
	Debt Service					
607131	Prin-15 Cap Imp Rev Bond	$ 3,185,000	$ 3,350,000	$ 3,510,000	$ 3,510,000	$ 3,685,000
607182	Prin-USBancorp Fire Truck Leas	326,410	331,661	167,900	167,900	—
607231	Int-15 Cap Imp Rev Bond	2,769,100	2,605,725	2,434,300	2,434,300	2,254,400
607282	Int-USBancorp Fire Truck Leas	11,255	6,005	1,100	1,100	—
	Sub-total	6,291,765	6,293,390	6,113,300	6,113,300	5,939,400
	Total	**$ 6,292,589**	**$ 6,294,859**	**$ 6,115,200**	**$ 6,115,200**	**$ 5,942,400**

Object #	Account Description	Justification
Revenue		
361100	Int Earnings	Revenues received from interest and Pooled cash earnings allowance and is allocated across funds based on the cash balance of each fund as compared to the total cash, unless directly related to a specific investment instrument.
361200	Dividend Income	This represents the return earned on the Wells Fargo Government Money Market Fund Sweep account.
381001	Trfr Fr General Fund	This transfer is for a portion of revenues that are pledged to pay the debt service on the Capital Improvement Revenue Bonds Series 2015, the financing of 5 Fire-Rescue vehicles, and bank service charges.
381385	Trfr Fr Street Constr&Maint Fd	Funds transferred from Streets Construction and Maintenance to help pay a portion of the debt service for the City's various Bonds, Notes and Loans, such as the Taxable Special Obligation Refunding Bonds, Series 2021, and the Capital Improvement Revenue Bonds Series 2015.
381387	Transfer from Park Development	Transfer from Park Development Fund to help pay the debt service on the 2015 Capital Improvement Revenue Bond.
Expense		
604905	Bank Svc Charges	This is for analyzed bank services charges for handling Pooled cash accounts. Allocated amount is based on each fund cash balance.
607131	Prin-15 Cap Imp Rev Bond	This is the Principal for the 2015 CIP Revenue Bonds which was issued in March 2015 to refund the outstanding Capital Improvement Revenue Bonds, Series 2005 and the Public Service Tax Refunding Revenue Bonds, Series 2003. Principal and Interest are paid semi annually on April and October 1 through October 2035.
607231	Int-15 Cap Imp Rev Bond	This is the Interest for the 2015 CIP Revenue Bonds which was issued in March 2015 to refund the outstanding Capital Improvement Revenue Bonds, Series 2005 and the Public Service Tax Refunding Revenue Bonds, Series 2003. Principal and Interest are paid semi annually on April and October 1 through October 2035.

Description Fund 204—CIP Revenue Bonds 2013

This fund was established to account for capital projects associated with the CIP revenue bonds issued in 2013. The CIP Revenue Bonds 2013 was paid in full on 10/1/2022 by way of the City's Taxable Special Obligation Refunding Bond 2021.

Revenues and Expenditures Summary

	FY 2021 Actual	FY 2022 Actual	FY 2023 Budget	FY 2023 Revised	FY 2024 Budget
Beginning Fund Balance	**$ (258,924)**	**$ 11,592**	**$ 11,726**	**$ 11,726**	**$ 11,726**
Revenues By Category					
General Taxes	$ —	$ —	$ —	$ —	$ —
Permits, Fees, Special Assessment	—	—	—	—	—
Intergovernmental Revenues	—	—	—	—	—
Charges for Services	—	—	—	—	—
Fines & Forfeitures	—	—	—	—	—
Miscellaneous Revenues	934	593	500	500	—
Appropriation of Fund Balance	—	—	—	—	—
Transfer In	4,754,280	2,662,800	2,070,600	2,070,600	—
Total	**$ 4,755,214**	**$ 2,663,393**	**$ 2,071,100**	**$ 2,071,100**	**$ —**
Expenditures By Category					
Personnel Services	$ —	$ —	$ —	$ —	$ —
Operating Expense	885	532	500	500	—
Capital Outlay	—	—	—	—	—
Grants & Aids	—	—	—	—	—
Total Operating Expenditures	**$ 885**	**$ 532**	**$ 500**	**$ 500**	**$ —**
Capital Improvement Program	—	—	—	—	—
Capital Asset Clearing	—	—	—	—	—
Other Uses	—	—	—	—	—
Debt Service	4,483,813	2,662,728	2,070,600	2,070,600	—
Transfers	—	—	—	—	—
Appropriated Fund Balance	—	—	—	—	—
Total	**$ 4,484,698**	**$ 2,663,260**	**$ 2,071,100**	**$ 2,071,100**	**$ —**
Excess/Deficiency	$ 270,516	$ 134	$ —	$ —	$ —
Appropriated Fund Balance	—	—	—	—	—
Appropriation of Fund Balance	—	—	—	—	—
Ending Fund Balance	**$ 11,592**	**$ 11,726**	**$ 11,726**	**$ 11,726**	**$ 11,726**

Revenue Projections

Object #	Account Description	FY 2021 Actual	FY 2022 Actual	FY 2023 Budget	FY 2023 Revised	FY 2024 Budget
	Misc. Revenues					
361100	Int Earnings	$ 932	$ 593	$ 500	$ 500	$ —
361200	Dividend Income	2	—	—	—	—
	Sub-total	934	593	500	500	—
	Other Sources					
381001	Trfr Fr General Fund	$ 4,321,670	$ 1,373,700	$ 1,250,300	$ 1,348,700	$ —
381380	Transfer from Police CIP Fund	291,610	352,800	125,900	27,500	—
381381	Transfer from Fire and EMS CIP	93,500	64,500	—	—	—
381385	Trfr Fr Street Constr&Maint Fd	47,500	57,100	37,600	37,600	—
381387	Transfer from Park Development	—	814,700	656,800	656,800	—
	Sub-total	4,754,280	2,662,800	2,070,600	2,070,600	—
	Total	**$ 4,755,214**	**$ 2,663,393**	**$ 2,071,100**	**$ 2,071,100**	**$ —**

Expenditure Detail Budget—204-70-000-517-000

Object #	Account Description	FY 2021 Actual	FY 2022 Actual	FY 2023 Budget	FY 2023 Revised	FY 2024 Budget
	Operating Expense					
604905	Bank Svc Charges	$ 885	$ 532	$ 500	$ 500	$ —
	Sub-total	885	532	500	500	—
	Debt Service					
607151	Prin- 13 Improve Rev Bond	$ 2,035,000	$ 1,980,000	$ 2,030,000	$ 2,030,000	$ —
607251	Interest-13 Improve Rev Bond	2,448,813	682,728	40,600	40,600	—
	Sub-total	4,483,813	2,662,728	2,070,600	2,070,600	—
	Total	**$ 4,484,698**	**$ 2,663,260**	**$ 2,071,100**	**$ 2,071,100**	**$ —**

Description Fund 205—Taxable Special Obligation Refunding Bond 2021

This fund is used to account for the debt service for the Taxable Special Obligation Refunding Bonds, Series 2021. This bond issuance advance refunded the Special Obligation Refunding and Improvement Revenue Bonds, Series 2013. The City's obligation to repay the bonds is secured by the City's covenant to budget and appropriate legally available non-ad valorem revenues sufficient to pay principal and interest on the Series 2021 Bonds when due.

Revenues and Expenditures Summary

	FY 2021 Actual	FY 2022 Actual	FY 2023 Budget	FY 2023 Revised	FY 2024 Budget
Beginning Fund Balance	**$ —**	**$ 9,699**	**$ 9,789**	**$ 9,789**	**$ 9,789**
Revenues By Category					
General Taxes	$ —	$ —	$ —	$ —	$ —
Permits, Fees, Special Assessment	—	—	—	—	—
Intergovernmental Revenues	—	—	—	—	—
Charges for Services	—	—	—	—	—
Fines & Forfeitures	—	—	—	—	—
Miscellaneous Revenues	51,000,000	—	—	—	—
Appropriation of Fund Balance	—	—	—	—	—
Transfer In	—	671,900	1,678,800	1,678,800	3,784,900
Total	**$ 51,000,000**	**$ 671,900**	**$ 1,678,800**	**$ 1,678,800**	**$ 3,784,900**
Expenditures By Category					
Personnel Services	$ —	$ —	$ —	$ —	$ —
Operating Expense	—	—	—	—	—
Capital Outlay	—	—	—	—	—
Grants & Aids	—	—	—	—	—
Total Operating Expenditures	**$ —**	**$ —**	**$ —**	**$ —**	**$ —**
Capital Improvement Program	—	—	—	—	—
Capital Asset Clearing	—	—	—	—	—
Other Uses	—	—	—	—	—
Debt Service	50,990,301	671,810	1,678,800	1,678,800	3,784,900
Transfers	—	—	—	—	—
Appropriated Fund Balance	—	—	—	—	—
Total	**$ 50,990,301**	**$ 671,810**	**$ 1,678,800**	**$ 1,678,800**	**$ 3,784,900**
Excess/Deficiency	$ 9,699	$ 90	$ —	$ —	$ —
Appropriated Fund Balance	—	—	—	—	—
Appropriation of Fund Balance	—	—	—	—	—
Ending Fund Balance	**$ 9,699**	**$ 9,789**	**$ 9,789**	**$ 9,789**	**$ 9,789**

Taxable Special Obligations Refunding Bonds 2021

Revenue Projections

Object #	Account Description	FY 2021 Actual	FY 2022 Actual	FY 2023 Budget	FY 2023 Revised	FY 2024 Budget
	Other Sources					
381001	Trfr Fr General Fund	$ —	$ 259,800	$ 1,115,800	$ 1,115,800	$ 3,000,100
381380	Transfer from Police CIP Fund	—	112,800	—	—	191,400
381381	Transfer from Fire and EMS CIP	—	20,600	—	—	179,600
381385	Trfr Fr Street Constr&Maint Fd	—	18,200	30,500	30,500	68,600
381387	Transfer from Park Development	—	260,500	532,500	532,500	345,200
384100	Bonds Proceeds	51,000,000	—	—	—	—
	Sub-total	51,000,000	671,900	1,678,800	1,678,800	3,784,900
	Total	**$ 51,000,000**	**$ 671,900**	**$ 1,678,800**	**$ 1,678,800**	**$ 3,784,900**

Expenditure Detail Budget—205-70-000-517-000

Object #	Account Description	FY 2021 Actual	FY 2022 Actual	FY 2023 Budget	FY 2023 Revised	FY 2024 Budget
	Debt Service					
607139	Prin-TaxSpecObligRefBond 2021	$ —	$ —	$ 685,000	$ 685,000	$ 2,800,000
607239	Int-TaxSpecObligRefBonds2021	—	671,810	993,800	993,800	984,900
607320	Cost Of Issuance	462,815	—	—	—	—
607330	Pmt to Refund Bond Escrow Agt	50,527,487	—	—	—	—
	Sub-total	50,990,301	671,810	1,678,800	1,678,800	3,784,900
	Total	**$ 50,990,301**	**$ 671,810**	**$ 1,678,800**	**$ 1,678,800**	**$ 3,784,900**

Object #	Account Description	Justification
Revenue		
381001	Trfr Fr General Fund	This transfer is for a portion of the debt service on the Taxable Special Obligation Refunding Bonds, Series 2021.
381380	Transfer from Police CIP Fund	This transfer is for a portion of the debt service on the Taxable Special Obligation Refunding Bonds, Series 2021.
381381	Transfer from Fire and EMS CIP	This transfer is for a portion of the debt service on the Taxable Special Obligation Refunding Bonds, Series 2021.
381385	Trfr Fr Street Constr&Maint Fd	Funds transferred from Streets Construction and Maintenance to help pay a portion of the debt service for the City's various Bonds, Notes and Loans, such as the Taxable Special Obligation Refunding Bonds, Series 2021, and the Capital Improvement Revenue Bonds Series 2015.
381387	Transfer from Park Development	This transfer is for a portion of the debt service on the Taxable Special Obligation Refunding Bonds, Series 2021.
Expense		
607139	Prin-TaxSpecObligRefBond 2021	This is to pay for the Principal on the Taxable Special Obligation Refunding Bonds, Series 2021.
607239	Int-TaxSpecObligRefBonds2021	This is to pay for the Interest on the Taxable Special Obligation Refunding Bonds, Series 2021.

Description

These funds were established to account for the acquisition and/or construction of major capital assets within the City, except for those financed by proprietary funds. Currently, the City has eleven (11) capital project funds.

Revenues and Expenditures Summary

		FY 2021 Actual	FY 2022 Actual	FY 2023 Budget	FY 2023 Revised	FY 2024 Budget
Revenue By Category						
General Taxes		$ —	$ —	$ —	$ —	$ —
Permits, Fees, Special Assessment		5,485,678	4,530,946	640,700	542,300	728,749
Intergovernmental Revenues		3,965,344	5,577,733	3,793,000	20,581,409	3,892,200
Charges for Services		—	—	—	—	—
Fines & Forfeitures		—	—	—	—	—
Miscellaneous Revenues		38,783	8,226,466	327,210	327,210	588,751
Other Sources		—	—	2,106,290	26,416,854	1,967,975
Transfer In		—	3,215,350	4,579,602	4,935,602	6,179,600
Total		**$ 9,489,804**	**$ 21,550,495**	**$ 11,446,802**	**$ 52,803,375**	**$ 13,357,275**
Expenditures by Category						
Personnel Services		$ —	$ —	$ —	$ —	$ —
Operating Expense		5,216	8,113	6,300	6,300	9,675
Capital Outlay		—	—	—	—	—
Grants & Aids		—	—	—	—	—
Total Operating Expenditures		**$ 5,216**	**$ 8,113**	**$ 6,300**	**$ 6,300**	**$ 9,675**
Capital Improvement Program		5,279,666	8,245,681	5,983,932	47,424,326	8,095,400
Capital Asset Clearing		—	—	—	—	—
Donations		—	—	—	—	—
Other Uses		—	—	—	—	—
Debt Service		—	35,000	—	—	—
Transfers		3,353,806	5,731,100	5,140,200	5,056,378	4,159,100
Appropriated Fund Balance		—	—	316,370	316,370	1,093,100
Total		**$ 8,638,688**	**$ 14,019,894**	**$ 11,446,802**	**$ 52,803,375**	**$ 13,357,275**
Revenues by Fund	**Fund #**					
Police CIP	380	$ 190,861	$ 465,806	$ 126,200	$ 27,800	$ 191,675
Fire & EMS CIP	381	169,759	426,383	101,200	301,200	179,800
Street Construction & Maintenance	385	3,431,338	3,750,796	4,549,700	5,016,424	3,893,200
Park Development	387	5,134,077	3,695,438	1,866,600	5,052,131	2,200,100
CIP Revenue Bonds 2013	388	1,756	4,767	5,300	285,945	13,600
2017 CIP Loan	389	4,976	9,812	11,400	551,038	251,200
2020 CIP Loan-Non-Taxable	391	6,955	18,209	56,600	3,493,565	100,800
2020 CIP Loan-Taxable	392	7,199	34,743	62,500	4,454,187	160,800
Capital Grants	393	537,346	1,828,227	—	16,788,409	—
2022 CIP Loan	394	—	8,071,718	45,500	7,516,332	66,400
Capital Projects	395	5,538	3,244,594	4,621,802	9,316,344	6,299,700
Total		**$ 9,489,804**	**$ 21,550,495**	**$ 11,446,802**	**$ 52,803,375**	**$ 13,357,275**
Expenditures by Fund						
Police CIP	380	$ 291,743	$ 465,775	$ 126,200	$ 27,800	$ 191,675
Fire & EMS CIP	381	296,651	426,276	101,200	301,200	179,800
Street Construction & Maintenance	385	2,667,100	3,001,751	4,549,700	5,016,424	3,893,200
Park Development	387	928,560	3,979,416	1,866,600	5,052,131	2,200,100
CIP Revenue Bonds 2013	388	122,945	123,899	5,300	285,945	13,600
2017 CIP Loan	389	1,951,659	922,787	11,400	551,038	251,200
2020 CIP Loan-Non-Taxable	391	376,362	756,427	56,600	3,493,565	100,800
2020 CIP Loan-Taxable	392	366,698	69,368	62,500	4,454,187	160,800
Capital Grants	393	537,346	1,828,227	—	16,788,409	—
2022 CIP Loan	394	—	564,169	45,500	7,516,332	66,400
Capital Projects	395	1,099,623	1,881,799	4,621,802	9,316,344	6,299,700
Total		**$ 8,638,688**	**$ 14,019,894**	**$ 11,446,802**	**$ 52,803,375**	**$ 13,357,275**

Description Fund 380

This fund was established in Fiscal Year 2016 to account for impact fees derived from new development and restricted by Ordinance for Police Capital Improvements, including buildings and equipment. This funding source will assist the City to provide police capital improvements which are required by growth in new development.

Revenues and Expenditures Summary

	FY 2021 Actual	FY 2022 Actual	FY 2023 Budget	FY 2023 Revised	FY 2024 Budget
Beginning Fund Balance	**$ 150,845**	**$ 49,963**	**$ 49,994**	**$ 49,994**	**$ 50,194**
Revenues By Category					
General Taxes	$ —	$ —	$ —	$ —	$ —
Permits, Fees, Special Assessment	190,734	465,608	126,100	27,700	191,575
Intergovernmental Revenues	—	—	—	—	—
Charges for Services	—	—	—	—	—
Fines & Forfeitures	—	—	—	—	—
Miscellaneous Revenues	127	198	100	100	100
Appropriation of Fund Balance	—	—	—	—	—
Transfer In	—	—	—	—	—
Total	**$ 190,861**	**$ 465,806**	**$ 126,200**	**$ 27,800**	**$ 191,675**
Expenditures By Category					
Personnel Services	$ —	$ —	$ —	$ —	$ —
Operating Expense	133	175	100	100	275
Capital Outlay	—	—	—	—	—
Grants & Aids	—	—	—	—	—
Total Operating Expenditures	**$ 133**	**$ 175**	**$ 100**	**$ 100**	**$ 275**
Capital Improvement Program	—	—	—	—	—
Capital Asset Clearing	—	—	—	—	—
Other Uses	—	—	—	—	—
Debt Service	—	—	—	—	—
Transfers	291,610	465,600	125,900	27,500	191,400
Appropriated Fund Balance	—	—	200	200	—
Total	**$ 291,743**	**$ 465,775**	**$ 126,200**	**$ 27,800**	**$ 191,675**
Excess/Deficiency	$ (100,882)	$ 31	$ —	$ —	$ —
Appropriated Fund Balance	—	—	200	200	—
Appropriation of Fund Balance	—	—	—	—	—
Ending Fund Balance	**$ 49,963**	**$ 49,994**	**$ 50,194**	**$ 50,194**	**$ 50,194**

Revenue Projections

Object #	Account Description	FY 2021 Actual	FY 2022 Actual	FY 2023 Budget	FY 2023 Revised	FY 2024 Budget
	Licenses, Permits & Fees					
324110	Impact Fees-PD-Residential	$ 190,734	$ 465,608	$ 126,100	$ 27,700	$ 191,575
	Sub-total	190,734	465,608	126,100	27,700	191,575
	Miscellaneous Revenues					
361100	Int Earnings	127	198	100	100	100
	Sub-total	127	198	100	100	100
	Total	**$ 190,861**	**$ 465,806**	**$ 126,200**	**$ 27,800**	**$ 191,675**

Expenditure Detail Budget—380-90-000-519-000/53-800-521-000

Object #	Account Description	Project #	FY 2021 Actual	FY 2022 Actual	FY 2023 Budget	FY 2023 Revised	FY 2024 Budget
	Operating Expense: 380-90-000-519-000-						
604905	Bank Svcs Charges		$ 133	$ 175	$ 100	$ 100	$ 275
691204	Trfr To Debt Svcs		291,610	352,800	125,900	27,500	—
691205	Trf to Spec.Oblig.Ref Bd 2021		—	112,800	—	—	191,400
	Sub-total		291,743	465,775	126,000	27,600	191,675
	Other Uses: 380-90-000-519-000-						
609990	Appropriated Fund Balance		—	—	200	200	—
	Sub-total		—	—	200	200	—
	Total		**$ 291,743**	**$ 465,775**	**$ 126,200**	**$ 27,800**	**$ 191,675**

Object #	Account Description	Justification
Revenue		
324110	Impact Fees-PD-Residential	These are impact fees paid for by new development that will fund additional Police related capital items caused by the impact of increased demand for services on the community.
361100	Interest Earnings	Revenues received from interest and Pooled cash earnings allowance and is allocated across funds based on cash balance of each fund as compared to the total cash, unless directly related to a specific investment instrument.
Expense		
604905	Bank Svcs Charges	This is for analyzed bank services charges for handling Pooled cash accounts. Allocated amount is based on each fund cash balance.
691205	Transfer to Special Obligation Refunding Bond 2021	Funds to be transferred to the Debt Service Fund in this category will be used to pay the Taxable Special Obligation Refunding Bonds, Series 2021.

Police Department's Autism Awareness Vehicle

Description Fund 381

This fund was established in Fiscal Year 2016 to account for impact fees derived from new development and restricted by Ordinance for Fire and Emergency Medical Services Capital Improvements, including buildings and equipment. This funding source will assist the City to provide fire and emergency medical services capital improvements which are required by growth in new development.

Revenues and Expenditures Summary

	FY 2021 Actual	FY 2022 Actual	FY 2023 Budget	FY 2023 Revised	FY 2024 Budget
Beginning Fund Balance	**$ 339,729**	**$ 212,837**	**$ 212,944**	**$ 212,944**	**$ 114,044**
Revenues By Category					
General Taxes	$ —	$ —	$ —	$ —	$ —
Permits, Fees, Special Assessment	169,397	426,184	101,000	101,000	179,425
Intergovernmental Revenues	—	—	—	—	—
Charges for Services	—	—	—	—	—
Fines & Forfeitures	—	—	—	—	—
Miscellaneous Revenues	361	199	200	200	200
Appropriation of Fund Balance	—	—	—	200,000	175
Transfer In	—	—	—	—	—
Total	**$ 169,759**	**$ 426,383**	**$ 101,200**	**$ 301,200**	**$ 179,800**
Expenditures By Category					
Personnel Services	$ —	$ —	$ —	$ —	$ —
Operating Expense	351	176	100	100	200
Capital Outlay	—	—	—	—	—
Grants & Aids	—	—	—	—	—
Total Operating Expenditures	**$ 351**	**$ 176**	**$ 100**	**$ 100**	**$ 200**
Capital Improvement Program	—	—	—	200,000	—
Capital Asset Clearing	—	—	—	—	—
Other Uses	—	—	—	—	—
Debt Service	—	—	—	—	—
Transfers	296,300	426,100	—	—	179,600
Appropriated Fund Balance	—	—	101,100	101,100	—
Total	**$ 296,651**	**$ 426,276**	**$ 101,200**	**$ 301,200**	**$ 179,800**
Excess/Deficiency	$ (126,893)	$ 107	$ —	$ —	$ —
Appropriated Fund Balance	—	—	101,100	101,100	—
Appropriation of Fund Balance	—	—	—	(200,000)	(175)
Ending Fund Balance	**$ 212,837**	**$ 212,944**	**$ 314,044**	**$ 114,044**	**$ 113,869**

Revenue Projections

Object #	Account Description	FY 2021 Actual	FY 2022 Actual	FY 2023 Budget	FY 2023 Revised	FY 2024 Budget
	Licenses, Permits & Fees					
324115	Impact Fees-Fire-Residential	$ 169,397	$ 426,184	$ 101,000	$ 101,000	$ 179,425
	Sub-total	169,397	426,184	101,000	101,000	179,425
	Miscellaneous Revenues					
361100	Int Earnings	358	199	200	200	200
361200	Dividend Income	3	—	—	—	—
	Sub-total	361	199	200	200	200
	Other Sources					
399900	CIP Carryover	—	—	—	200,000	—
399999	Appropriation Of Fund Balance	—	—	—	—	175
	Sub-total	—	—	—	200,000	175
	Total	**$ 169,759**	**$ 426,383**	**$ 101,200**	**$ 301,200**	**$ 179,800**

Expenditure Detail Budget—381-various

Object #	Account Description	Project #	FY 2021 Actual	FY 2022 Actual	FY 2023 Budget	FY 2023 Revised	FY 2024 Budget
	Operating Expense: 381-90-000-519-000-						
604905	Bank Svcs Charges		$ 351	$ 176	$ 100	$ 100	$ 200
	Sub-total		351	176	100	100	200
	Capital Improvement						
	Fire Station 107						
	381-55-800-522-000-	53012					
606510	CIP-Construction		—	—	—	185,000	—
606520	CIP-Contingency		—	—	—	15,000	—
	Sub-total		—	—	—	200,000	—
	Other: 381-90-000-519/581-000-						
691201	Trfr To Debt Svcs		32,200	76,500	—	—	—
691203	Trfr To CIP Rev Bond		170,600	264,500	—	—	—
691204	Trfr To Debt Svcs		93,500	64,500	—	—	—
691205	Trf to Spec.Oblig.Ref Bd 2021		—	20,600	—	—	179,600
609990	Appropriated Fund Balance		—	—	101,100	101,100	—
	Sub-total		296,300	426,100	101,100	101,100	179,600
	Total		**$ 296,651**	**$ 426,276**	**$ 101,200**	**$ 301,200**	**$ 179,800**

Object #	Account Description	Justification
Revenue		
324115	Impact Fees-Fire-Residential	These are impact fees paid for by new development that will fund additional Fire and Emergency Medical Services related capital items caused by the impact of increased demand for services on the community.
361100	Interest Earnings	Revenues received from interest and Pooled cash earnings allowance and is allocated across funds based on cash balance of each fund as compared to the total cash, unless directly related to a specific investment instrument.
399999	Appropriation of Fund Balance	This account is used to budget for a portion of fund balance needed to cover all budgeted expenses.
Expense		
604905	Bank Svcs Charges	This is for analyzed bank services charges for handling Pooled cash accounts. Allocated amount is based on each fund cash balance.
691205	Transfer to Special Obligation Refunding Bond 2021	Funds to be transferred to the Debt Service Fund in this category will be used to pay the Taxable Special Obligation Refunding Bonds, Series 2021.

Community & Public Safety Event

Description Fund 385

This fund was established to account for the City's proportional share of state revenue sharing and local option gas tax funds, in accordance with State Statute 336.025(7). Funds are limited to be used for the purchase of transportation and the improvement and maintenance of roads and streets within the City.

Expenditures will be accounted for in the General Fund by designating specific expenditure accounts in the Public Works Department, Streets Maintenance Program and the Capital Improvement Program. Transfer to the General Fund will be made quarterly to reimburse the fund for actual expenditures made from the designated expenditure accounts.

Revenues and Expenditures Summary

	FY 2021 Actual	FY 2022 Actual	FY 2023 Budget	FY 2023 Revised	FY 2024 Budget
Beginning Fund Balance	**$ 124,981**	**$ 889,219**	**$ 1,638,263**	**$ 1,638,263**	**$ 415,839**
Revenues By Category					
General Taxes	$ —	$ —	$ —	$ —	$ —
Permits, Fees, Special Assessment	—	—	—	—	—
Intergovernmental Revenues	3,427,998	3,749,506	3,793,000	3,793,000	3,892,200
Charges for Services	—	—	—	—	—
Fines & Forfeitures	—	—	—	—	—
Miscellaneous Revenues	3,340	1,290	1,000	1,000	1,000
Appropriation of Fund Balance	—	—	755,700	1,222,424	—
Transfer In	—	—	—	—	—
Total	**$ 3,431,338**	**$ 3,750,796**	**$ 4,549,700**	**$ 5,016,424**	**$ 3,893,200**
Expenditures By Category					
Personnel Services	$ —	$ —	$ —	$ —	$ —
Operating Expense	1,204	1,155	1,000	1,000	1,500
Capital Outlay	—	—	—	—	—
Grants & Aids	—	—	—	—	—
Total Operating Expenditures	**$ 1,204**	**$ 1,155**	**$ 1,000**	**$ 1,000**	**$ 1,500**
Capital Improvement Program	—	141,096	1,400,000	1,866,724	—
Capital Asset Clearing	—	—	—	—	—
Other Uses	—	—	—	—	—
Debt Service	—	—	—	—	—
Transfers	2,665,896	2,859,500	3,148,700	3,148,700	3,237,500
Appropriated Fund Balance	—	—	—	—	654,200
Total	**$ 2,667,100**	**$ 3,001,751**	**$ 4,549,700**	**$ 5,016,424**	**$ 3,893,200**
Excess/Deficiency	$ 764,238	$ 749,045	$ —	$ —	$ —
Appropriated Fund Balance	—	—	—	—	654,200
Appropriation of Fund Balance	—	—	(755,700)	(1,222,424)	—
Ending Fund Balance	**$ 889,219**	**$ 1,638,263**	**$ 882,563**	**$ 415,839**	**$ 1,070,039**

Revenue Projections

Object #	Account Description	FY 2021 Actual	FY 2022 Actual	FY 2023 Budget	FY 2023 Revised	FY 2024 Budget
	Charges for Services					
312410	Local Option Gas Tax-First	$ 1,329,957	$ 1,408,791	$ 1,506,600	$ 1,506,600	$ 1,506,600
312420	Local Option Gas Tax-Second	934,911	989,127	1,085,600	1,085,600	1,085,600
335120	State Revenue Sharing-Proceeds	1,163,130	1,351,588	1,200,800	1,200,800	1,300,000
	Sub-total	3,427,998	3,749,506	3,793,000	3,793,000	3,892,200
	Miscellaneous Revenues					
361100	Int Earnings	1,298	1,290	1,000	1,000	1,000
361200	Dividend Income	1	—	—	—	—
369900	Miscellaneous Revenue	2,041	—	—	—	—
	Sub-total	3,340	1,290	1,000	1,000	1,000
	Other Sources					
399900	CIP Carryover	—	—	—	466,724	—
399999	Appropriation Of Fund Balance	—	—	755,700	755,700	—
	Sub-total	—	—	755,700	1,222,424	—
	Total	**$ 3,431,338**	**$ 3,750,796**	**$ 4,549,700**	**$ 5,016,424**	**$ 3,893,200**

Expenditure Detail Budget—385- Various

Object #	Account Description	Project #	FY 2021 Actual	FY 2022 Actual	FY 2023 Budget	FY 2023 Revised	FY 2024 Budget
	Operating Expense: 385-90-000-519-000-						
604905	Bank Svcs Charges		$ 1,204	$ 1,155	$ 1,000	$ 1,000	$ 1,500
	Sub-total		1,204	1,155	1,000	1,000	1,500
	Capital Improvement						
	Street Construction & Resurfacing-Various Loc.						
	385-50/53-804-541-000-	52022					
606502	CIP-Plan/Design/Eng		—	35,446	50,000	63,544	—
606510	CIP-Construction		—	95,227	1,000,000	1,259,819	—
	Sub-total		—	130,673	1,050,000	1,323,364	—
	Land & Beau Mir Pky, Mir Blvd & Red Rd						
	385-50/53-800-539-000-	52036					
606510	CIP-Construction		—	—	—	610	—
	Sub-total		—	—	—	610	—
	Repair/Replace of Existing Sidewalks						
	385-50-801-541-000-	52063					
606510	CIP-Construction		—	10,424	—	192,750	—
	Sub-total		—	10,424	—	192,750	—
	Sidewalk Improv Around ACPerry K8						
	385-50-800-541-000-	52100					
606502	CIP-Plan/Design/Eng		—	—	300,000	300,000	—
606505	CIP-Permits		—	—	50,000	50,000	—
	Sub-total		—	—	350,000	350,000	—
	Other: 385-90-000-581-000-						
609990	Appropriated Fund Balance		—	—	—	—	654,200
691001	Trfr To General Fund		1,433,296	2,076,200	2,188,700	2,188,700	2,301,500
691201	Trfr To Debt Svcs		926,700	418,700	603,200	603,200	578,900
691203	Trfr To CIP Rev Bond		258,400	289,300	288,700	288,700	288,500
691204	Trfr To Debt Svcs		47,500	57,100	37,600	37,600	—
691205	Trf to Spec.Oblig.Ref Bd 2021		—	18,200	30,500	30,500	68,600
	Sub-total		2,665,896	2,859,500	3,148,700	3,148,700	3,891,700
	Total		**$ 2,667,100**	**$ 3,001,751**	**$ 4,549,700**	**$ 5,016,424**	**$ 3,893,200**

Object #	Account Description	Justification
Revenue		
312410	Local Option Gas Tax-First	This relates to the 1 to 6 Cents Local Option Fuel Tax. Revenues received in this category are distributed to municipalities from the Local Option Gas Tax Trust Fund that was also established to provide monies restricted for use on street related projects. This fuel tax is authorized to be used for roadway and right-of-way maintenance. The amount is based on State of Florida estimates.
312420	Local Option Gas Tax-Second	This relates to the 1 to 5 Cents Local Option Fuel Tax. Revenues received in this category are distributed to municipalities from the Local Option Gas Tax Trust Fund that was also established to provide monies restricted for use on street related projects. This fuel tax is authorized to be used for roadway related capital improvements or debt service for any roadway related capital improvement debt. Routine maintenance of roads is not considered an authorized expenditure. The amount is based on State of Florida estimates.
335120	State Revenue Sharing-Proceeds	State of Florida distributes revenues collected to local governments per the 1972 Florida Revenue Sharing Act. 82% of the revenues received are from sales and use tax collections and are included in the General Fund and 18% are from the fuel tax on motor fuel and are included in the Street Maintenance Fund. The fuel tax related funds are authorized to be used for roadway and transportation maintenance. More information about this revenue source can be found in the Local Government Information Handbook published by the Florida Office of Economic & Demographic Research.
361100	Interest Earnings	Revenues received from interest and Pooled cash earnings allowance and is allocated across funds based on cash balance of each fund as compared to the total cash, unless directly related to a specific investment instrument.
Expense		
604905	Bank Svcs Charges	This is for analyzed bank services charges for handling Pooled cash accounts. Allocated amount is based on each fund cash balance.
609990	Appropriated Fund Balance	These are revenues above the expense levels that will be appropriated back to fund balance.
691001	Transfer to General Fund	This includes funds transferred to the General Fund for the purposes of roadway and right-of-way maintenance.
691201	Transfer to Debt Service	Funds transferred to service the 2012 Transportation Improvement Revenue Note.
691203	Transfer to CIP Revenue Bond	This will be used for debt service payment on the 2015 CIP Refunding Revenue Bonds.
691205	Transfer to Spec. Obligation Refunding Bonds, Series 2021	Funds to be transferred to the Debt Service Fund in this category will be used to pay the Taxable Special Obligation Refunding Bonds, Series 2021.

Description Fund 387

This fund was established specifically to collect park and recreation impact fees to be used for capital improvements and development to the City's parks, recreational facilities and new park sites.

Revenues and Expenditures Summary

	FY 2021 Actual	FY 2022 Actual	FY 2023 Budget	FY 2023 Revised	FY 2024 Budget
Beginning Fund Balance	**$ 2,675,354**	**$ 6,880,871**	**$ 6,596,893**	**$ 6,596,893**	**$ 2,060,772**
Revenues By Category					
General Taxes	$ —	$ —	$ —	$ —	$ —
Permits, Fees, Special Assessment	5,125,546	3,639,153	413,600	413,600	357,749
Intergovernmental Revenues	—	—	—	—	—
Charges for Services	—	—	—	—	—
Fines & Forfeitures	—	—	—	—	—
Miscellaneous Revenues	8,531	56,285	102,410	102,410	194,351
Appropriation of Fund Balance	—	—	1,350,590	4,536,121	1,648,000
Transfer In	—	—	—	—	—
Total	**$ 5,134,077**	**$ 3,695,438**	**$ 1,866,600**	**$ 5,052,131**	**$ 2,200,100**
Expenditures By Category					
Personnel Services	$ —	$ —	$ —	$ —	$ —
Operating Expense	1,229	848	1,000	1,000	1,500
Capital Outlay	—	—	—	—	—
Grants & Aids	—	—	—	—	—
Total Operating Expenditures	**$ 1,229**	**$ 848**	**$ 1,000**	**$ 1,000**	**$ 1,500**
Capital Improvement Program	927,331	1,998,668	—	3,185,531	1,648,000
Capital Asset Clearing	—	—	—	—	—
Other Uses	—	—	—	—	—
Debt Service	—	—	—	—	—
Transfers	—	1,979,900	1,865,600	1,865,600	550,600
Appropriated Fund Balance	—	—	—	—	—
Total	**$ 928,560**	**$ 3,979,416**	**$ 1,866,600**	**$ 5,052,131**	**$ 2,200,100**
Excess/Deficiency	$ 4,205,517	$ (283,978)	$ —	$ —	$ —
Appropriated Fund Balance	—	—	—	—	—
Appropriation of Fund Balance	—	—	(1,350,590)	(4,536,121)	(1,648,000)
Ending Fund Balance	**$ 6,880,871**	**$ 6,596,893**	**$ 5,246,303**	**$ 2,060,772**	**$ 412,772**

Revenue Projections

Object #	Account Description	FY 2021 Actual	FY 2022 Actual	FY 2023 Budget	FY 2023 Revised	FY 2024 Budget
	Permits, Fees, Special Assessment					
324610	Impact Fees-Recreation-Dev	$ 485,382	$ 694,997	$ 47,500	$ 47,500	$ 73,720
324611	Impact Fees-Park	4,640,164	2,944,156	366,100	366,100	284,029
	Sub-total	5,125,546	3,639,153	413,600	413,600	357,749
	Miscellaneous Revenues					
361100	Int Earnings	8,517	48,422	87,400	87,400	164,300
361101	FLPALM Int Earnings	—	7,862	15,000	15,000	30,000
361200	Dividend Income	14	—	10	10	51
	Sub-total	8,531	56,285	102,410	102,410	194,351
	Other Sources					
399900	CIP Carryover	—	—	—	3,185,531	—
399999	Appropriation Of Fund Balance	—	—	1,350,590	1,350,590	1,648,000
	Sub-total	—	—	1,350,590	4,536,121	1,648,000
	Total	**$ 5,134,077**	**$ 3,695,438**	**$ 1,866,600**	**$ 5,052,131**	**$ 2,200,100**

The Amphitheater at Miramar Regional Park

Expenditure Detail Budget—387- Various

Object #	Account Description	Project #	FY 2021 Actual	FY 2022 Actual	FY 2023 Budget	FY 2023 Revised	FY 2024 Budget
	Operating Expense: 387-90-000-519-000-						
604905	Bank Svcs Charges		$ 1,229	$ 848	$ 1,000	$ 1,000	$ 1,500
	Sub-total		1,229	848	1,000	1,000	1,500
	Capital Improvement						
	Park Improvements-Various						
	387-60-800-572-000-	51003					
606505	CIP-Permits		—	—	—	—	5,000
606510	CIP-Construction		—	—	—	—	140,000
606511	CIP-Furniture Fixtures & Equip		—	—	—	—	5,000
	Sub-total		—	—	—	—	150,000
	Ansin Sports Complex-Phase II						
	387-53-802-572-000-	51005					
606502	CIP-Plan/Design/Eng		—	—	—	—	—
606510	CIP-Construction		—	431,845	—	—	—
606520	CIP-Contingency		—	1,505	—	—	—
	Sub-total		—	433,350	—	—	—
	Amphitheater-Miramar Regional Park						
	387-53-800-572-000-	51006					
606510	CIP-Construction		75,696	199,304	—	1	—
	Sub-total		75,696	199,304	—	1	—
	Monarch Lakes Park						
	387-55-801-572-000-	51007					
606502	CIP-Plan/Design/Eng		28,212	3,759	—	23,121	—
606510	CIP-Construction		—	—	—	123,125	—
606520	CIP-Contingency		—	55	—	—	—
	Sub-total		28,212	3,814	—	146,246	—
	Amphitheater at MRP-Concessions						
	387-55-808-572-000-	51018					
606502	CIP-Plan/Design/Eng		—	29,750	—	14,450	—
606510	CIP-Construction		300,000	193,533	—	189,763	—
606511	CIP-Furniture Fixtures & Equip		—	—	—	25,820	—
606520	CIP-Contingency		—	—	—	6,876	100,000
	Sub-total		300,000	223,283	—	236,909	100,000
	Bark Park						
	387-60-801-572-000-	51019					
606510	CIP-Construction		—	1,500	—	—	—
	Sub-total		—	1,500	—	—	—
	Forcina Park Renovations						
	387-55-800-572-000-	51020					
606502	CIP-Plan/Design/Eng		2,505	—	—	—	—
606505	CIP-Permits		7,967	—	—	—	—
606510	CIP-Construction		313,300	—	—	—	—
606513	CIP-Landscaping		51,504	—	—	—	—
606520	CIP-Contingency		5,429	—	—	—	—
	Sub-total		380,705	—	—	—	—

Expenditure Detail Budget—387- Various

Object #	Account Description	Project #	FY 2021 Actual	FY 2022 Actual	FY 2023 Budget	FY 2023 Revised	FY 2024 Budget
	Skate Park						
	387-60-800-572-000-	51022					
606502	CIP-Plan/Design/Eng		21,801	—	—	—	—
606505	CIP-Permits		5,885	1,007	—	—	—
606510	CIP-Construction		—	267,293	—	—	—
606513	CIP-Landscaping		—	1,800	—	—	—
606520	CIP-Contingency		—	—	—	—	—
	Sub-total		27,686	270,100	—	—	—
	Ansin Sports Complex- Phase IV						
	387-55-802-572-000-	51023					
606502	CIP-Plan/Design/Eng		36,795	3,607	—	305,357	—
606505	CIP-Permits		—	—	—	60,000	—
606510	CIP-Construction		27,040	778,289	—	1,116,821	—
606520	CIP-Contingency		—	56,858	—	53,142	—
	Sub-total		63,835	838,753	—	1,535,321	—
	911 Remembrance Monument						
	387-55-803-572-000-	51024					
606502	CIP-Plan/Design/Eng		29,617	4,126	—	1,347	—
606505	CIP-Permits		—	2,999	—	2,422	—
606510	CIP-Construction		4,875	8,000	—	—	—
606520	CIP-Contingency		—	—	—	1,724	200,000
	Sub-total		34,492	15,125	—	5,493	200,000
	Miramar Regional Park-Wifi Infrastr						
	387-58-800-572-000-	51027					
606810	CIP-Tech Software/Hardware		16,706	—	—	—	—
	Sub-total		16,706	—	—	—	—
	Miramar Regional Bark Park Trail						
	387-60-802-572-000-	51029					
606510	CIP-Construction		—	13,440	—	86,560	—
606520	CIP-Contingency		—	—	—	—	15,000
	Sub-total		—	13,440	—	86,560	15,000
	Monarch Lakes Park						
	387-60-803-572-000-	51031					
606510	CIP-Construction		—	—	—	45,000	—
606520	CIP-Contingency		—	—	—	10,000	—
	Sub-total		—	—	—	55,000	—
	Art in the Parks						
	387-60-804-572-000-	51035					
606502	CIP-Plan/Design/Eng		—	—	—	4,200	—
606505	CIP-Permits		—	—	—	10,000	—
606510	CIP-Construction		—	—	—	110,800	—
	Sub-total		—	—	—	125,000	—
	Covered Awning Sys. at Vizcaya Pk. Patio Area						
	387-55-810-572-000-	51037					
606510	CIP-Construction		—	—	—	250,000	—
	Sub-total		—	—	—	250,000	—

Expenditure Detail Budget—387- Various

Object #	Account Description	Project #	FY 2021 Actual	FY 2022 Actual	FY 2023 Budget	FY 2023 Revised	FY 2024 Budget
	City Parks Wi-Fi Infrastructure						
	387-58-801-572-000-	51038					
606520	CIP-Contingency		—	—	—	15,000	38,000
606810	CIP-Tech Software/Hardware		—	—	—	155,000	370,000
	Sub-total		—	—	—	170,000	408,000
	Vizcaya Park Enhancements						
	387-60-805-572-000-	51039					
606502	CIP-Plan/Design/Eng		—	—	—	62,645	—
606505	CIP-Permits		—	—	—	40,000	—
606510	CIP-Construction		—	—	—	297,355	—
606520	CIP-Contingency		—	—	—	25,001	—
	Sub-total		—	—	—	425,001	—
	Pavilion Electric Upgrade						
	387-60-800-531-000-	51041					
606502	CIP-Plan/Design/Eng		—	—	—	—	5,000
606505	CIP-Permits		—	—	—	—	10,000
606510	CIP-Construction		—	—	—	—	85,000
	Sub-total		—	—	—	—	100,000
	Restroom Additions						
	387-60-800-572-000-	51043					
606502	CIP-Plan/Design/Eng		—	—	—	—	5,000
606505	CIP-Permits		—	—	—	—	15,000
606510	CIP-Construction		—	—	—	—	175,000
606520	CIP-Contingency		—	—	—	—	5,000
	Sub-total		—	—	—	—	200,000
	Amphitheater Noise Reduction						
	387-55-800-572-000-	51044					
606502	CIP-Plan/Design/Eng		—	—	—	—	25,000
606505	CIP-Permits		—	—	—	—	10,000
606510	CIP-Construction		—	—	—	—	400,000
606520	CIP-Contingency		—	—	—	—	10,000
	Sub-total		—	—	—	—	445,000
	Public Informational Signs						
	387-55-800-539-000-	52009					
606510	CIP-Construction		—	—	—	150,000	—
	Sub-total		—	—	—	150,000	—
	SunsetLksAcadmy&Fairwy Plygrd Equip						
	387-63-800-572-000-	52102					
606510	CIP-Construction		—	—	—	—	30,000
	Sub-total		—	—	—	—	30,000

Expenditure Detail Budget—387- Various

Object #	Account Description	Project #	FY 2021 Actual	FY 2022 Actual	FY 2023 Budget	FY 2023 Revised	FY 2024 Budget
	Other Uses:						
	387-90-000-572/519/581-000-						
691201	Trfr To Debt Svcs		—	253,700	163,600	163,600	58,100
691203	Trfr To CIP Rev Bond		—	651,000	512,700	512,700	147,300
691204	Trfr To Debt Svcs		—	814,700	656,800	656,800	—
691205	Trf to Spec.Oblig.Ref Bd 2021		—	260,500	532,500	532,500	345,200
	Sub-total		—	1,979,900	1,865,600	1,865,600	550,600
	Total		**$ 928,560**	**$ 3,979,416**	**$ 1,866,600**	**$ 5,052,131**	**$ 2,200,100**

Object #	Account Description	Justification
Revenue		
324610	Impact Fees-Recreation-Dev	These are impact fees paid for by new development that will fund additional Recreation related capital items caused by the impact of increased demand for services on the
324611	Impact Fees-Park	These are impact fees paid for by new development that will fund additional Parks related capital items caused by the impact of the increased demand for services on the
361100	Interest Earnings	Revenues received from interest and Pooled cash earnings allowance and is allocated across funds based on cash balance of each fund as compared to the total cash, unless directly related to a specific investment instrument.
361101	FLPALM Int Earnings	Revenues for this fund are reimbursed from other funds for property and liability insurance and services.
361200	Dividend Income	This represents the return earned on the Wells Fargo Government Money Market Fund Sweep account.
399999	Appropriation of Fund Balance	This account is used to budget for a portion of fund balance needed to cover all budgeted expenses.
Expense		
604905	Bank Svcs Charges	This is for analyzed bank services charges for handling Pooled cash accounts. Allocated amount is based on each fund cash balance.
691201	Transfer to Debt Service	Funds transferred to service the 2012 Transportation Improvement Revenue Note.
691203	Transfer to CIP Revenue Bond	This will be used for debt service payment on the 2015 CIP Refunding Revenue Bonds.
691205	Transfer to Spec. Obligation Refunding Bonds, Series 2021	Funds to be transferred to the Debt Service Fund in this category will be used to pay the Taxable Special Obligation Refunding Bonds, Series 2021.

Capital Improvement Projects

Object #	Project	Justification
606505 / 606510 / 606511	Park Improvements - Various-51003	The project will include additions and improvements to various parks, courts, restrooms and playgrounds. These include but are not limited to repairing/adding fencing, repairing/adding parking, adding walking path lights, renovating/replacing playgrounds, installing irrigation, pavilions, benches and receptacles, and repairing facility front counters and flooring. This also includes adding a Community Garden Kitchen, partnering with Baptist Health sponsorship.
606520	Amphitheater at Miramar Regional Park - Concessions and Walkways - 51018	A new Amphitheater Complex was constructed near the lake, just west of the aquatic complex at Miramar Regional Park. The scope of work included a tensile canopy for the audience and a special events area for a total overall capacity of 5000 patrons. This project will consist of eleven container type concession structures that will be provided throughout the Amphitheater Complex to serve the patrons. The container structures will include a VIP lounge, restroom facility and miscellaneous food and beverage dispensaries. In addition, the proposed scope of work will include covered walkway canopy systems at various locations. FY 24, as construction cost continue to escalate at an unprecedented rate, a contingency cost was added in order to offset increased material and labor cost.
606520	City of Miramar 911 Remembrance Monument - 51024	This project includes the creation of a permanent memorial for the men and women in fire and police forces that assisted in the 911 terrorist attack on the New York City Twin Towers and lost their lives. The two structural steel I-beams were part of the structure of the Twin Towers salvaged from the wreck. The memoriam design overlooks the existing park lake and provides a concrete promenade landscaping, decorative railings and signage for public use. FY 24, as construction cost continue to escalate at an unprecedented rate, a contingency cost was added in order to offset increased material and labor cost.
606520	Miramar Regional Bark Park Trail - 51029	This project entails renovating and improving 9,620 linear feet of exiting asphalt trail within the Miramar Regional Park as well as adding 1,660 linear feet of trail that will extend into the newly constructed Dog Park, building two wooden docks with benches that are 20 feet wide by 100 feet long that overlook the adjacent wetland area, and installing 13 new light poles along the trail path.

606520 / 606810	City Parks Wi-Fi Infrastructure - 51038	Provide public Wi-Fi services at the City parks enabling residents and visitors to access these services. This project covers the installation and backend communications services required to provide wi-fi services to City parks in a phased approach. This will be a multi-phase project that will take 4 years to complete and require ongoing communications services. This project can also provide future services for public safety by providing the ability to place security cameras at the parks.
606502 / 606505 / 606510	Pavilion Electric Upgrade - 51041	This project entails the addition of electricity at all of the park pavilions. This will add electricity to approximately 4 pavilions per year.
606502 / 606505 / 606510 / 606520	Restroom Additions - 51043	This project proposes to construct new restroom buildings at various unmanned parks with heavy activity that currently do not have restroom facilities to accommodate park users. This would be stand alone restroom buildings with handicap accessibility. Funding proposed for FY24 would be utilized to add a restroom facility to Fairway Park in Historic Miramar. Funding proposed for FY25 will be utilized to add a restroom to Flamingo Estates Park. Funding proposed for FY26 will be utilized to add a restroom to Sunset Lakes Community Center by the athletic fields.
606502 / 606505 / 606510 / 606520	Amphitheater Noise Reduction - 51044	This project would include the implementation of various site improvements at the Amphitheater to reduce the sound penetrating into the neighboring homes.
606510	Sunset Lakes Academy and Fairway Academy Playground Equipment and Soft Surface Covering - 52102	Sunset Lakes Early Childhood Academy and Fairway Early Childhood Academy provides service to children ranging in ages from 3 months - 5th grade. This project entails replacing existing and damaged playground equipment and changing from sand to a pour-n-play surface which is more of an industry standard at Sunset Lakes and creating an age and developmentally appropriate playground at Fairway for Ages 3 months – 2 years old with playground equipment and installation of artificial turf.

Description Fund 388

In FY13, this special obligation refunding and improvement revenue bond fund was established to account for various capital projects.

Revenues and Expenditures Summary

	FY 2021 Actual	FY 2022 Actual	FY 2023 Budget	FY 2023 Revised	FY 2024 Budget
Beginning Fund Balance	**$ 755,288**	**$ 634,100**	**$ 514,968**	**$ 514,968**	**$ 239,323**
Revenues By Category					
General Taxes	$ —	$ —	$ —	$ —	$ —
Permits, Fees, Special Assessment	—	—	—	—	—
Intergovernmental Revenues	—	—	—	—	—
Charges for Services	—	—	—	—	—
Fines & Forfeitures	—	—	—	—	—
Miscellaneous Revenues	1,756	4,767	5,300	5,300	13,600
Appropriation of Fund Balance	—	—	—	280,645	—
Transfer In	—	—	—	—	—
Total	**$ 1,756**	**$ 4,767**	**$ 5,300**	**$ 285,945**	**$ 13,600**
Expenditures By Category					
Personnel Services	$ —	$ —	$ —	$ —	$ —
Operating Expense	464	448	300	300	600
Capital Outlay	—	—	—	—	—
Grants & Aids	—	—	—	—	—
Total Operating Expenditures	**$ 464**	**$ 448**	**$ 300**	**$ 300**	**$ 600**
Capital Improvement Program	122,481	123,451	—	280,645	—
Capital Asset Clearing	—	—	—	—	—
Other Uses	—	—	—	—	—
Debt Service	—	—	—	—	—
Transfers	—	—	—	—	—
Appropriated Fund Balance	—	—	5,000	5,000	13,000
Total	**$ 122,945**	**$ 123,899**	**$ 5,300**	**$ 285,945**	**$ 13,600**
Excess/Deficiency	$ (121,189)	$ (119,132)	$ —	$ —	$ —
Appropriated Fund Balance	—	—	5,000	5,000	13,000
Appropriation of Fund Balance	—	—	—	(280,645)	—
Ending Fund Balance	**$ 634,100**	**$ 514,968**	**$ 519,968**	**$ 239,323**	**$ 252,323**

Revenue Projections

Object #	Account Description	FY 2021 Actual	FY 2022 Actual	FY 2023 Budget	FY 2023 Revised	FY 2024 Budget
	Miscellaneous Revenues					
361100	Int Earnings	$ 1,749	$ 4,767	$ 5,300	$ 5,300	$ 13,600
361200	Dividend Income	8	—	—	—	—
399900	CIP Carryover	—	—	—	280,645	—
	Sub-total	1,756	4,767	5,300	285,945	13,600
	Total	**$ 1,756**	**$ 4,767**	**$ 5,300**	**$ 285,945**	**$ 13,600**

Expenditure Detail Budget—388- Various

Object #	Account Description	Project #	FY 2021 Actual	FY 2022 Actual	FY 2023 Budget	FY 2023 Revised	FY 2024 Budget
	Operating Expense: 388-90-000-519-000-						
604905	Bank Svcs Charges		$ 464	$ 448	$ 300	$ 300	$ 600
	Sub-total		464	448	300	300	600
	Capital Improvement						
	Park Improvements-Various						
	388-60-800-572-000-	51003					
606510	CIP-Construction		—	—	—	22,580	—
	Sub-total		—	—	—	22,580	—
	Ansin Sports Complex-Phase II						
	388-53-803-572-000-/60-801	51005					
606505	CIP-Permits		—	11,130	—	—	—
606510	CIP-Construction		—	—	—	5,450	—
	Sub-total		—	11,130	—	5,450	—
	Monarch Lakes Park						
	388-53-804-572-000-	51007					
606502	CIP-Plan/Design/Eng		—	925	—	—	—
606510	CIP-Construction		—	—	—	96,182	—
	Sub-total		—	925	—	96,182	—
	Parks Restroom Facilities						
	388-60-812-572-000-	51017					
606505	CIP-Permits		—	—	—	228	—
606520	CIP-Contingency		—	—	—	733	—
	Sub-total		—	—	—	961	—
	Amphitheater at MRP-Concessions						
	388-55-813-572-000-	51018					
606502	CIP-Plan/Design/Eng		—	—	—	1	—
	Sub-total		—	—	—	1	—
	Skate Park						
	388-60-802-572-000-	51022					

Expenditure Detail Budget—388- Various

Object #	Account Description	Project #	FY 2021 Actual	FY 2022 Actual	FY 2023 Budget	FY 2023 Revised	FY 2024 Budget
606502	CIP-Plan/Design/Eng		11,266	3,557	—	—	—
606510	CIP-Construction		—	20,000	—	—	—
606520	CIP-Contingency		—	14,309	—	—	—
	Sub-total		11,266	37,866	—	—	—
	911 Remembrance Monument						
	388-55-800-572-000-	51024					
606502	CIP-Plan/Design/Eng		13,165	—	—	—	—
	Sub-total		13,165	—	—	—	—
	Historic Miramar Canal Improvements						
	388-50-800-537-000-	52021					
606510	CIP-Construction		—	—	—	147	—
	Sub-total		—	—	—	147	—
	Street Construction & Resurfacing-						
	388-50-802-541-000-	52022					
606510	CIP-Construction		—	—	—	7,066	—
	Sub-total		—	—	—	7,066	—
	Land & Beau Mir Pky, Mir Blvd & Red						
	388-53-802-539-000-/55-800	52036					
606502	CIP-Plan/Design/Eng		1,240	388	—	16,541	—
606510	CIP-Construction		—	—	—	1	—
	Sub-total		1,240	388	—	16,542	—
	Monument Signs for Social Svcs Fac						
	388-55-801-539-000-	52073					
606510	CIP-Construction		—	70,585	—	—	—
	Sub-total		—	70,585	—	—	—
	ADA Evaluation and Corrective Action						
	388-55-800-541-000-	52074					
606502	CIP-Plan/Design/Eng		2,650	—	—	8,275	—
	Sub-total		2,650	—	—	8,275	—
	SunsetLksAcadmy&Fairwy Plygrd						
	388-63-801-541-000-	52102					
606510	CIP-Construction		—	—	—	6,904	—
	Sub-total		—	—	—	6,904	—
	Fire Station 107						
	388-53-800-522-000-	53012					
606502	CIP-Plan/Design/Eng		—	2,410	—	—	—
606505	CIP-Permits		865	—	—	—	—
606510	CIP-Construction		—	—	—	56,825	—
	Sub-total		865	2,410	—	56,825	—
	Facilities Capital Improvement						
	388-53-800-519-000-	53016					
606502	CIP-Plan/Design/Eng		3,400	—	—	100	—
606510	CIP-Construction		4,202	—	—	44,430	—
606515	CIP-Professional Fees		66,088	147	—	—	—
606520	CIP-Contingency		—	—	—	—	—
	Sub-total		73,690	147	—	44,530	—
	Historic Public Safety Complex						
	388-53-804-521-000-	53018					
606501	CIP-Pre-Construction		—	—	—	10,218	—
606510	CIP-Construction		—	—	—	4,963	—

Expenditure Detail Budget—388- Various

Object #	Account Description	Project #	FY 2021 Actual	FY 2022 Actual	FY 2023 Budget	FY 2023 Revised	FY 2024 Budget
606511	CIP-Furniture Fixtures & Equip		19,605	—	—	—	—
	Sub-total		19,605	—	—	15,182	—
	Other Uses: 388-90-000-582-						
609990	Appropriated Fund Balance		—	—	5,000	5,000	13,000
	Sub-total		—	—	5,000	5,000	13,000
	Total		**$ 122,945**	**$ 123,899**	**$ 5,300**	**$ 285,945**	**$ 13,600**

Object #	Account Description	Justification
Revenue		
361100	Interest Earnings	Revenues received from interest and Pooled cash earnings allowance and is allocated across funds based on cash balance of each fund as compared to the total cash, unless directly related to a specific investment instrument.
Expense		
604905	Bank Svcs Charges	This is for analyzed bank services charges for handling Pooled cash accounts. Allocated amount is based on each fund cash balance.
609990	Appropriated Fund Balance	These are revenues above the expense levels that will be appropriated back to fund balance.

2017 CIP Loan

Description Fund 389

This fund was established in Fiscal Year 2017 to account for loan proceeds and expenditures associated with the 2017 Bank Loan to be used for various capital improvement projects within the City.

Revenues and Expenditures Summary

	FY 2021 Actual	FY 2022 Actual	FY 2023 Budget	FY 2023 Revised	FY 2024 Budget
Beginning Fund Balance	**$ 3,632,272**	**$ 1,685,589**	**$ 772,614**	**$ 772,614**	**$ 243,676**
Revenues By Category					
General Taxes	$ —	$ —	$ —	$ —	$ —
Permits, Fees, Special Assessment	—	—	—	—	—
Intergovernmental Revenues	—	—	—	—	—
Charges for Services	—	—	—	—	—
Fines & Forfeitures	—	—	—	—	—
Miscellaneous Revenues	4,976	9,812	11,400	11,400	31,400
Appropriation of Fund Balance	—	—	—	539,638	219,800
Transfer In	—	—	—	—	—
Total	**$ 4,976**	**$ 9,812**	**$ 11,400**	**$ 551,038**	**$ 251,200**
Expenditures By Category					
Personnel Services	—	—	—	—	—
Operating Expense	496	574	700	700	1,200
Capital Outlay	—	—	—	—	—
Grants & Aids	—	—	—	—	—
Total Operating Expenditures	**$ 496**	**$ 574**	**$ 700**	**$ 700**	**$ 1,200**
Capital Improvement Program	1,951,163	922,213	—	539,638	250,000
Capital Asset Clearing	—	—	—	—	—
Other Uses	—	—	—	—	—
Debt Service	—	—	—	—	—
Transfers	—	—	—	—	—
Appropriated Fund Balance	—	—	10,700	10,700	—
Total	**$ 1,951,659**	**$ 922,787**	**$ 11,400**	**$ 551,038**	**$ 251,200**
Excess/Deficiency	$ (1,946,683)	$ (912,974)	$ —	$ —	$ —
Appropriated Fund Balance	—	—	10,700	10,700	—
Appropriation of Fund Balance	—	—	—	(539,638)	(219,800)
Ending Fund Balance	**$ 1,685,589**	**$ 772,614**	**$ 783,314**	**$ 243,676**	**$ 23,876**

Revenue Projections

Object #	Account Description	FY 2021 Actual	FY 2022 Actual	FY 2023 Budget	FY 2023 Revised	FY 2024 Budget
	Miscellaneous Revenues					
361100	Int Earnings	$ 4,971	$ 9,812	$ 11,400	$ 11,400	$ 31,400
361200	Dividend Income	5	—	—	—	—
399900	CIP Carryover	—	—	—	539,638	—
399999	Appropriation Of Fund Balance	—	—	—	—	219,800
	Sub-total	4,976	9,812	11,400	551,038	251,200
	Total	**$ 4,976**	**$ 9,812**	**$ 11,400**	**$ 551,038**	**$ 251,200**

Expenditure Detail Budget—389- Various

Object #	Account Description	Project #	FY 2021 Actual	FY 2022 Actual	FY 2023 Budget	FY 2023 Revised	FY 2024 Budget
	Operating Expense:						
	389-90-000-519-000-						
604905	Bank Svcs Charges		$ 496	$ 574	$ 700	$ 700	$ 1,200
	Sub-total		496	574	700	700	1,200
	Capital Improvement						
	Amphitheater-Miramar Regional Park						
	389-53-805-572-000-	51006					
606502	CIP-Plan/Design/Eng		24,848	2,788	—	—	—
606505	CIP-Permits		25,000	1,015	—	—	—
606510	CIP-Construction		74,726	—	—	3,223	—
606520	CIP-Contingency		33,466	19,884	—	3,973	—
	Sub-total		158,039	23,686	—	7,196	—
	Monarch Lakes Park						
	389-55-800-572-000-	51007					
606510	CIP-Construction		—	—	—	190,000	—
	Sub-total		—	—	—	190,000	—
	Lakeshore Park Improvements						
	389-53-803-572-000-	51012					
606505	CIP-Permits		1,425	—	—	—	—
606520	CIP-Contingency		15,795	—	—	—	—
	Sub-total		17,220	—	—	—	—
	Forcina Park Renovations						
	389-55-801-572-000-	51020					
606510	CIP-Construction		49,999	—	—	—	—
	Sub-total		49,999	—	—	—	—
	911 Remembrance Monument						
	389-55-802-572-000-	51024					
606510	CIP-Construction		—	370,042	—	—	—
	Sub-total		—	370,042	—	—	—
	Public Informational Signs						
	389-53-801-539-000-	52009					
606505	CIP-Permits		—	—	—	4,675	—
606510	CIP-Construction		—	—	—	54,594	—
606520	CIP-Contingency		—	—	—	33,055	—
	Sub-total		—	—	—	92,325	—
	Miramar Pkwy (SW 64 to SW 68)						
	389-53-802-541-000-	52059					
606502	CIP-Plan/Design/Eng		2,528	—	—	—	—
606505	CIP-Permits		—	—	—	158	—
606510	CIP-Construction		8,864	—	—	—	—
606520	CIP-Contingency		14,347	—	—	280	—
	Sub-total		25,739	—	—	438	—
	AC Systems Replacement Program						
	389-50-800-539-000-	52060					
606511	CIP-Furniture Fixtures & Equip		—	—	—	—	200,000
606520	CIP-Contingency		—	—	—	—	50,000
	Sub-total		—	—	—	—	250,000
	Repair/Replace of Existing Sidewalks						
	389-50-800-541-000-	52063					
606510	CIP-Construction		—	—	—	2	—
	Sub-total		—	—	—	2	—
	Add'l Southbound Left Turn Lane						

Expenditure Detail Budget—389- Various

Object #	Account Description	Project #	FY 2021 Actual	FY 2022 Actual	FY 2023 Budget	FY 2023 Revised	FY 2024 Budget
	389-55-800-541-000-	52067					
606510	CIP-Construction		15,679	128,851	—	—	—
	Sub-total		15,679	128,851	—	—	—
	LED Streetlight Installation & Upgrade						
	389-50-802-541-000-	52069					
606510	CIP-Construction		—	—	—	100,000	—
	Sub-total		—	—	—	100,000	—
	Monument Signs for Social Svcs Fac						
	389-55-800-539-000-	52073					
606510	CIP-Construction		—	74,415	—	—	—
	Sub-total		—	74,415	—	—	—
	Westbound Right Turn Mir Prky & Dyk						
	389-55-801-541-000-	52083					
606502	CIP-Plan/Design/Eng		3,407	1,430	—	5,991	—
606505	CIP-Permits		—	—	—	—	—
606510	CIP-Construction		—	177,145	—	13,050	—
606520	CIP-Contingency		—	—	—	41,317	—
	Sub-total		3,407	178,575	—	60,358	—
	Miramar Prky & Ivy Way Inters Imprv						
	389-55-802-541-000-	52084					
606502	CIP-Plan/Design/Eng		3,979	1,533	—	6,422	—
606510	CIP-Construction		32,071	37,261	—	1,918	—
	Sub-total		36,050	38,794	—	8,339	—
	SunsetLksAcadmy&Fairwy Plygrd						
	389-63-801-522-000-	52102					
606510	CIP-Construction		—	—	—	15,121	—
606520	CIP-Contingency		—	—	—	10,000	—
	Sub-total		—	—	—	25,121	—
	Fire Station 107						
	389-53-800-522-000-	53012					
606510	CIP-Construction		—	—	—	12,454	—
606520	CIP-Contingency		—	—	—	1,748	—
	Sub-total		—	—	—	14,202	—
	Facilities Capital Improvement						
	389-53-800-519-000-	53016					
606510	CIP-Construction		—	—	—	11,658	—
	Sub-total		—	—	—	11,658	—
	Historic Public Safety Complex						
	389-53-800-521-000-	53018					
606510	CIP-Construction		1,503,392	107,850	—	—	—
606520	CIP-Contingency		24,451	—	—	—	—
606810	CIP-Tech Software/Hardware		74,879	—	—	—	—
	Sub-total		1,602,722	107,850	—	—	—
	Building Plans Digital Conversion						
	389-41-800-524-000-	54011					
606519	CIP-Contract Labor		42,308	—	—	—	—
	Sub-total		42,308	—	—	—	—
	ClosedCircuitTVSecurityCamerasInfr						
	389-58-801-524-000-	54024					
606810	CIP-Tech Software/Hardware		—	—	—	30,000	—
	Sub-total		—	—	—	30,000	—

Expenditure Detail Budget—389- Various

Object #	Account Description	Project #	FY 2021 Actual	FY 2022 Actual	FY 2023 Budget	FY 2023 Revised	FY 2024 Budget
	Other Uses: 389-90-000-581-000-						
609990	Appropriated Fund Balance		—	—	10,700	10,700	—
	Sub-total		—	—	10,700	10,700	—
	Total		**$ 1,951,659**	**$ 922,787**	**$ 11,400**	**$ 551,038**	**$ 251,200**

2017 CIP Loan Budget Justification

Object #	Account Description	Justification
Revenue		
361100	Interest Earnings	Revenues received from interest on 2017 CIP Loan.
399999	Appropriation of Fund Balance	This account is used to budget for a portion of fund balance needed to cover all budgeted expenses.
Expense		
604905	Bank Svcs Charges	This is for analyzed bank services charges for handling Pooled cash accounts. Allocated amount is based on each fund cash balance.

Capital Improvement Projects

Object #	Project	Justification
606511 / 606520	Air Conditioning Systems Replacement Program - 52060	The Building Maintenance Program is responsible for the maintenance of various City facilities with a total of over 500,000 sq. ft. of floor area. This program addresses condition of existing HVAC systems that serve the facilities and provides for the scheduled replacement of the old HVAC systems citywide. Each year, projects are selected based on the condition of building HVAC system with priorities provided by the City's Building Maintenance AC staff.

2020 CIP Loan Non-Taxable

Description Fund 391

This fund was established in Fiscal Year 2020 to account for loan proceeds and expenditures associated with the 2020 Bank Loan to be used for various non-taxable capital improvement projects within the City.

Revenues and Expenditures Summary

	FY 2021 Actual	FY 2022 Actual	FY 2023 Budget	FY 2023 Revised	FY 2024 Budget
Beginning Fund Balance	**$ 4,594,744**	**$ 4,225,337**	**$ 3,487,120**	**$ 3,487,120**	**$ 106,254**
Revenues By Category					
General Taxes	$ —	$ —	$ —	$ —	$ —
Permits, Fees, Special Assessment	—	—	—	—	—
Intergovernmental Revenues	—	—	—	—	—
Charges for Services	—	—	—	—	—
Fines & Forfeitures	—	—	—	—	—
Miscellaneous Revenues	6,955	18,209	56,600	56,600	800
Appropriation of Fund Balance	—	—	—	3,436,965	100,000
Transfer In	—	—	—	—	—
Total	**$ 6,955**	**$ 18,209**	**$ 56,600**	**$ 3,493,565**	**$ 100,800**
Expenditures By Category					
Personnel Services	—	—	—	—	—
Operating Expense	315	1,889	500	500	800
Capital Outlay	—	—	—	—	—
Grants & Aids	—	—	—	—	—
Total Operating Expenditures	**$ 315**	**$ 1,889**	**$ 500**	**$ 500**	**$ 800**
Capital Improvement Program	376,047	754,538	—	3,436,965	100,000
Capital Asset Clearing	—	—	—	—	—
Other Uses	—	—	—	—	—
Debt Service	—	—	—	—	—
Transfers	—	—	—	—	—
Appropriated Fund Balance	—	—	56,100	56,100	—
Total	**$ 376,362**	**$ 756,427**	**$ 56,600**	**$ 3,493,565**	**$ 100,800**
Excess/Deficiency	$ (369,406)	$ (738,218)	$ —	$ —	$ —
Appropriated Fund Balance	—	—	56,100	56,100	—
Appropriation of Fund Balance	—	—	—	(3,436,965)	(100,000)
Ending Fund Balance	**$ 4,225,337**	**$ 3,487,120**	**$ 3,543,220**	**$ 106,254**	**$ 6,254**

Revenue Projections

Object #	Account Description	FY 2021 Actual	FY 2022 Actual	FY 2023 Budget	FY 2023 Revised	FY 2024 Budget
	Miscellaneous Revenues					
361100	Int Earnings	$ 6,944	$ 18,209	$ 56,600	$ 56,600	$ 800
361200	Dividend Income	11	—	—	—	—
399900	CIP Carryover	—	—	—	3,436,965	—
399999	Appropriation Of Fund Balance	—	—	—	—	100,000
	Sub-total	6,955	18,209	56,600	3,493,565	100,800
	Total	**$ 6,955**	**$ 18,209**	**$ 56,600**	**$ 3,493,565**	**$ 100,800**

Expenditure Detail Budget—391- Various

Object #	Account Description	Project #	FY 2021 Actual	FY 2022 Actual	FY 2023 Budget	FY 2023 Revised	FY 2024 Budget
	Operating Expense: 391-90-000-519-000-						
604905	Bank Svcs Charges		315	1,889	500	500	800
	Sub-total		315	1,889	500	500	800
	Capital Improvement						
	Park Improvements-Various						
	391-60-803-572-000-	51003					
606510	CIP-Construction		—	45,600	—	17,474	—
	Sub-total		—	45,600	—	17,474	—
	Amphitheater-Miramar Regional Park						
	391-55-801-572-000-	51006					
606502	CIP-Plan/Design/Eng		51,820	11,845	—	1	—
606505	CIP-Permits		—	824	—	—	—
606510	CIP-Construction		69,227	319,956	—	13,375	—
606511	CIP-Furniture Fixtures & Equip		—	39,983	—	—	—
606520	CIP-Contingency		—	59,770	—	—	—
	Sub-total		121,047	432,377	—	13,376	—
	Monarch Lakes Park						
	391-55-804-572-000-	51007					
606510	CIP-Construction		—	—	—	45,000	—
	Sub-total		—	—	—	45,000	—
	Amphitheater at MRP-Concessions						
	391-55-803-572-000-	51018					
606510	CIP-Construction		—	4,086	—	20,914	—
	Sub-total		—	4,086	—	20,914	—
	911 Remembrance Monument						
	391-55-805-572-000-	51024					
606510	CIP-Construction		—	66,411	—	—	—
	Sub-total		—	66,411	—	—	—
	Monarch Lakes Park						
	391-60-801-572-000-	51031					
606502	CIP-Plan/Design/Eng		—	—	—	15,000	—
606505	CIP-Permits		—	—	—	25,000	—
606510	CIP-Construction		—	—	—	110,000	—
606520	CIP-Contingency		—	—	—	7,750	—
	Sub-total		—	—	—	157,750	—
	Harbour Lakes Pk- Parking Improveme						
	391-60-802-572-000-	51033					
606510	CIP-Construction		—	16,926	—	—	—
	Sub-total		—	16,926	—	—	—
	Miramar Regional PK Aquatics Com						
	391-60-804-572-000-	51040					
606502	CIP-Plan/Design/Eng		—	—	—	400,000	—
	Sub-total		—	—	—	400,000	—
	Land & Beau Mir Pky, Mir Blvd & Red						
	391-55-800-539-000-	52036					
606510	CIP-Construction		—	—	—	1,000,000	—
	Sub-total		—	—	—	1,000,000	—

Expenditure Detail Budget—391- Various

Object #	Account Description	Project #	FY 2021 Actual	FY 2022 Actual	FY 2023 Budget	FY 2023 Revised	FY 2024 Budget
	Pemb Rd fr SW 184 to US27/Mir Pdwy						
	391-55-800-541-000-	52061					
606500	CIP-Land Acquisition		—	—	—	490,750	—
	Sub-total		—	—	—	490,750	—
	Buffer Wall Pemb Rd Univ Pk Plat						
	391-55-801-541-000-	52077					
606510	CIP-Construction		255,000	—	—	—	—
	Sub-total		255,000	—	—	—	—
	Town Center Informational Signage						
	391-55-801-541-000-	52107					
606502	CIP-Plan/Design/Eng		—	—	—	70,000	—
606505	CIP-Permits		—	—	—	20,000	—
606510	CIP-Construction		—	—	—	550,000	—
606520	CIP-Contingency		—	—	—	50,000	—
606810	CIP-Tech Software/Hardware		—	—	—	10,000	—
	Sub-total		—	—	—	700,000	—
	Town Center Complex Enhancements						
	391-50-800-559-000-	53029					
606510	CIP-Construction		—	—	—	489,000	100,000
606511	CIP-Furniture Fixtures & Equip		—	—	—	11,000	—
	Sub-total		—	—	—	500,000	100,000
	EnerGov Implementation						
	391-58-800-524-000-	54018					
606517	CIP-Implementation Fees		—	140,568	—	77,432	—
606520	CIP-Contingency		—	48,570	—	14,269	—
	Sub-total		—	189,137	—	91,702	—
	Other Uses: 389-90-000-581-000-						
609990	Appropriated Fund Balance		—	—	56,100	56,100	—
	Sub-total		—	—	56,100	56,100	—
	Total		**$ 376,362**	**$ 756,427**	**$ 56,600**	**$ 3,493,565**	**$ 100,800**

2020 CIP Loan Non-Taxable Budget Justification

Object #	Account Description	Justification
Revenue		
361100	Interest Earnings	Revenues received from interest and Pooled cash earnings allowance and is allocated across funds based on cash balance of each fund as compared to the total cash, unless directly related to a specific investment instrument.
399999	Appropriation Of Fund Balance	This account is used to budget for a portion of fund balance needed to cover all budgeted expenses.
Expense		
604905	Bank Svcs Charges	This is for analyzed bank services charges for handling Pooled cash accounts. Allocated amount is based on each fund cash balance.

Capital Improvement Projects

Object #	Project	Justification
606510	Town Center Complex Enhancements - 53029	This project is comprised of workforce housing, transit hub, educational facilities, enhanced public recreational amenities, mixed use development and a technology village for new business start ups and smart city innovation.

2020 CIP Loan Taxable

Description Fund 392

This fund was established in Fiscal Year 2020 to account for loan proceeds and expenditures associated with the 2020 Bank Loan to be used for various taxable capital improvement projects within the City.

Revenues and Expenditures Budget Summary

	FY 2021 Actual	FY 2022 Actual	FY 2023 Budget	FY 2023 Revised	FY 2024 Budget
Beginning Fund Balance	**$ 4,860,459**	**$ 4,500,959**	**$ 4,466,335**	**$ 4,466,335**	**$ 136,547**
Revenues By Category					
General Taxes	$ —	$ —	$ —	$ —	$ —
Permits, Fees, Special Assessment	—	—	—	—	—
Intergovernmental Revenues	—	—	—	—	—
Charges for Services	—	—	—	—	—
Fines & Forfeitures	—	—	—	—	—
Miscellaneous Revenues	7,199	34,743	62,500	62,500	160,800
Appropriation of Fund Balance	—	—	—	4,391,687	—
Transfer In	—	—	—	—	—
Total	**$ 7,199**	**$ 34,743**	**$ 62,500**	**$ 4,454,187**	**$ 160,800**
Expenditures By Category					
Personnel Services	$ —	$ —	$ —	$ —	$ —
Operating Expense	169	715	600	600	900
Capital Outlay	—	—	—	—	—
Grants & Aids	—	—	—	—	—
Total Operating Expenditures	**$ 169**	**$ 715**	**$ 600**	**$ 600**	**$ 900**
Capital Improvement Program	366,530	68,653	—	4,391,687	—
Capital Asset Clearing	—	—	—	—	—
Other Uses	—	—	—	—	—
Debt Service	—	—	—	—	—
Transfers	—	—	—	—	—
Appropriated Fund Balance	—	—	61,900	61,900	159,900
Total	**$ 366,698**	**$ 69,368**	**$ 62,500**	**$ 4,454,187**	**$ 160,800**
Excess/Deficiency	$ (359,500)	$ (34,625)	$ —	$ —	$ —
Appropriated Fund Balance	—	—	61,900	61,900	159,900
Appropriation of Fund Balance	—	—	—	(4,391,687)	—
Ending Fund Balance	**$ 4,500,959**	**$ 4,466,335**	**$ 4,528,235**	**$ 136,547**	**$ 296,447**

Revenue Projections

Object #	Account Description	FY 2021 Actual	FY 2022 Actual	FY 2023 Budget	FY 2023 Revised	FY 2024 Budget
	Miscellaneous Revenues					
361100	Int Earnings	$ 7,191	$ 34,743	$ 62,400	$ 62,400	$ 160,700
361200	Dividend Income	8	—	100	100	100
399900	CIP Carryover	—	—	—	4,391,687	—
	Sub-total	7,199	34,743	62,500	4,454,187	160,800
	Total	**$ 7,199**	**$ 34,743**	**$ 62,500**	**$ 4,454,187**	**$ 160,800**

Expenditure Detail Budget—392- Various

Object #	Account Description	Project #	FY 2021 Actual	FY 2022 Actual	FY 2023 Budget	FY 2023 Revised	FY 2024 Budget
	Operating Expense: 392-90-000-519-000-						
604905	Bank Svcs Charges		$ 169	$ 715	$ 600	$ 600	$ 900
	Sub-total		169	715	600	600	900
	Capital Improvement						
	Historic Mir Innov & Tech Village						
	392-55-800-559-000-	53025					
606501	CIP-Pre-Construction		—	56,767	—	—	—
606502	CIP-Plan/Design/Eng		122,736	9,686	—	30,053	—
606505	CIP-Permits		1,845	2,200	—	—	—
606510	CIP-Construction		173,438	—	—	4,256,796	—
606515	CIP-Professional Fees		68,510	—	—	4,838	—
606520	CIP-Contingency		—	—	—	100,000	—
	Sub-total		366,530	68,653	—	4,391,687	—
	Other Uses: 392-90-000-581-000-						
609990	Appropriated Fund Balance		—	—	61,900	61,900	159,900
	Sub-total		—	—	61,900	61,900	159,900
	Total		**$ 366,698**	**$ 69,368**	**$ 62,500**	**$ 4,454,187**	**$ 160,800**

2020 CIP Loan Taxable Budget Justification

Object #	Account Description	Justification
Revenue		
361100	Interest Earnings	Revenues received from interest and Pooled cash earnings allowance and is allocated across funds based on cash balance of each fund as compared to the total cash, unless directly related to a specific investment instrument.
361200	Dividend Income	This represents the return earned on the Wells Fargo Government Money Market Fund Sweep account.
Expense		
604905	Bank Svcs Charges	This is for analyzed bank services charges for handling Pooled cash accounts. Allocated amount is based on each fund cash balance.
609990	Appropriated Fund Balance	These are revenues above the expense levels that will be appropriated back to fund balance.

Description Fund 393

This fund was established to account for capital improvements funded through grant proceeds.

Revenues and Expenditures Summary

	FY 2021 Actual	FY 2022 Actual	FY 2023 Budget	FY 2023 Revised	FY 2024 Budget
Beginning Fund Balance	**$ —**	**$ —**	**$ —**	**$ —**	**$ —**
Revenues By Category					
General Taxes	$ —	$ —	$ —	$ —	$ —
Permits, Fees, Special Assessment	—	—	—	—	—
Intergovernmental Revenues	537,346	1,828,227	—	16,788,409	—
Charges for Services	—	—	—	—	—
Fines & Forfeitures	—	—	—	—	—
Miscellaneous Revenues	—	—	—	—	—
Appropriation of Fund Balance	—	—	—	—	—
Transfer In	—	—	—	—	—
Total	**$ 537,346**	**$ 1,828,227**	**$ —**	**$ 16,788,409**	**$ —**
Expenditures By Category					
Personnel Services	$ —	$ —	$ —	$ —	$ —
Operating Expense	—	—	—	—	—
Capital Outlay	—	—	—	—	—
Grants & Aids	—	—	—	—	—
Total Operating Expenditures	**$ —**	**$ —**	**$ —**	**$ —**	**$ —**
Capital Improvement Program	537,346	1,828,227	—	16,773,831	—
Capital Asset Clearing	—	—	—	—	—
Other Uses	—	—	—	—	—
Debt Service	—	—	—	—	—
Transfers	—	—	—	14,578	—
Appropriated Fund Balance	—	—	—	—	—
Total	**$ 537,346**	**$ 1,828,227**	**$ —**	**$ 16,788,409**	**$ —**
Excess/Deficiency	—	—	—	—	—
Appropriated Fund Balance	—	—	—	—	—
Appropriation of Fund Balance	—	—	—	—	—
Ending Fund Balance	**$ —**	**$ —**	**$ —**	**$ —**	**$ —**

Revenue Projections

Object #	Account Description	FY 2021 Actual	FY 2022 Actual	FY 2023 Budget	FY 2023 Revised	FY 2024 Budget
	Miscellaneous Revenues					
331392	DepofTreasSwaleRegrade	$ —	$ —	$ —	$ 75,000	$ —
331400	FEMA-Wind Retrofit	—	218,685	—	1,503,417	—
331491	Transportation Alt Prog-TAP	10,285	84	—	986,907	—
331700	Fed Grant-Recreational Trail	—	—	—	100,000	—
334390	Miramar Historic Drainage Sys	—	—	—	750,000	—
334834	State Grnt FRDAP	27,060	22,940	—	250,000	—
334700	Audio Visual Upgrade	—	—	—	500,000	—
337402	Surtax County Grant	—	1,586,519	—	12,623,085	—
337700	BOH County Grant	500,000	—	—	—	—
	Sub-total	537,346	1,828,227	—	16,788,409	—
	Total	**$ 537,346**	**$ 1,828,227**	**$ —**	**$ 16,788,409**	**$ —**

Expenditure Detail Budget—393- Various

Object #	Account Description	Project #	FY 2021 Actual	FY 2022 Actual	FY 2023 Budget	FY 2023 Revised	FY 2024 Budget
	Capital Improvement						
	Park Improvements-Various						
	393-53-900/60-901-572-000-	51003					
606510	CIP-Construction		22,994	—	—	28,000	—
606511	CIP-Furniture Fixtures & Equip		3,742	22,940	—	22,000	—
606513	CIP-Landscaping		325	—	—	—	—
	Sub-total		27,060	22,940	—	50,000	—
	Amphitheater-Miramar Regional Park						
	393-60-900/901-572-000-	51006					
606510	CIP-Construction		500,000	—	—	—	—
	Sub-total		500,000	—	—	—	—
	Miramar Regional Bark Park Trail						
	393-60-900-572-000-	51029					
606510	CIP-Construction		—	—	—	100,000	—
	Sub-total		—	—	—	100,000	—
	Huntington Park - South						
	393-60-900-572-000-	51034					
606510	CIP-Construction		—	—	—	160,000	—
606511	CIP-Furniture Fixtures & Equip		—	—	—	40,000	—
	Sub-total		—	—	—	200,000	—
	Street Construction & Resurfacing-						
	393-50-900-541-000-	52022					
606510	CIP-Construction		—	—	—	3,876,992	—
	Sub-total		—	—	—	3,876,992	—

Expenditure Detail Budget—393- Various

Object #	Account Description	Project #	FY 2021 Actual	FY 2022 Actual	FY 2023 Budget	FY 2023 Revised	FY 2024 Budget
	Miramar Pkwy (SW 64 to SW 68)						
	393-55-900-541-000-	52059					
606510	CIP-Construction		10,285	—	—	—	—
	Sub-total		10,285	—	—	—	—
	Pemb Rd fr SW 184 to US27/Mir Pdwy						
	393-53-900-541-000-	52061					
606500	CIP-Land Acquisition		—	400,357	—	1,399,643	—
606502	CIP-Plan/Design/Eng		—	1,186,162	—	4,743,838	—
	Sub-total		—	1,586,519	—	6,143,481	—
	Repair/Replace of Existing Sidewalks						
	393-50-900-541-000-	52063					
606510	CIP-Construction		—	—	—	2,206,612	—
	Sub-total		—	—	—	2,206,612	—
	Historic Mir Drainage Improvement						
	393-50-900-538-000-	52066					
606510	CIP-Construction		—	—	—	325,000	—
	Sub-total		—	—	—	325,000	—
	Bus Facilities Infrastructure Improv.						
	393-53-900-541-000-	52087					
606502	CIP-Plan/Design/Eng		—	—	—	144,000	—
	Sub-total		—	—	—	144,000	—
	Pembroke Rd Bike Lan- Palm- Douglas						
	393-53-900-541-000-	52089					
606502	CIP-Plan/Design/Eng		—	—	—	252,000	—
	Sub-total		—	—	—	252,000	—
	Miramar Bike & Pedestrian Mobility						
	393-55-900-541-000-	52097					
606502	CIP-Plan/Design/Eng		—	84	—	529,176	—
	Sub-total		—	84	—	529,176	—
	Historic Miramar Compl Sts PhaseIII						
	393-55-900-541-000-	52109					
606502	CIP-Plan/Design/Eng		—	—	—	457,731	—
	Sub-total		—	—	—	457,731	—
	Historic Miramar Drainage ImprovePV						
	393-50-900-522-000-	52112					
606502	CIP-Plan/Design/Eng		—	—	—	250,000	—
606505	CIP-Permits		—	—	—	250,000	—
	Sub-total		—	—	—	500,000	—
	Repl Bay Doors & Instal Trf FS 19						
	393-50-900-522-000-	53020					
606510	CIP-Construction		—	—	—	489,375	—
606520	CIP-Contingency		—	—	—	6,250	—
	Sub-total		—	—	—	495,625	—
	Repl Bay Doors & Install Trf FS 84						
	393-50-900-522-000-	53022					
606510	CIP-Construction		—	—	—	424,403	—
	Sub-total		—	—	—	424,403	—

Expenditure Detail Budget—393- Various

Object #	Account Description	Project #	FY 2021 Actual	FY 2022 Actual	FY 2023 Budget	FY 2023 Revised	FY 2024 Budget
	Repl Bay Doors & Install Trf FS 100						
	393-50-900-522-000-	53023					
606510	CIP-Construction		—	—	—	481,725	—
606520	CIP-Contingency		—	—	—	6,250	—
	Sub-total		—	—	—	487,975	—
	Standby Generators for Lift Station						
	393-55-900/901/902-535/581-000-	54015					
606510	CIP-Construction		—	218,685	—	—	—
691001	Trfr To General Fund		—	—	—	14,578	—
	Sub-total		—	218,685	—	14,578	—
	Audio Visual Upgrades for CATheater						
	393-55-900/901/902-535/581-000-	54019					
606511	CIP-Furniture Fixtures & Equip		—	—	—	500,000	—
	Sub-total		—	—	—	500,000	—
	Hazard Mitigation-C#4468-003-R						
	393-55-900-519-000-	93704					
606510	CIP-Construction		—	—	—	80,837	—
	Sub-total		—	—	—	80,837	—
	Total		**$ 537,346**	**$ 1,828,227**	**$ —**	**$ 16,788,409**	**$ —**

Description Fund 394

This fund was established to account for loan proceeds and expenditures associated with the 2022 Bank Loan to be used for various capital improvement projects within the city.

Revenues and Expenditures Summary

	FY 2021 Actual	FY 2022 Actual	FY 2023 Budget	FY 2023 Revised	FY 2024 Budget
Beginning Fund Balance	**$ —**	**$ —**	**$ 7,507,550**	**$ 7,507,550**	**$ 82,218**
Revenues By Category					
General Taxes	$ —	$ —	$ —	$ —	$ —
Permits, Fees, Special Assessment	—	—	—	—	—
Intergovernmental Revenues	—	—	—	—	—
Charges for Services	—	—	—	—	—
Fines & Forfeitures	—	—	—	—	—
Miscellaneous Revenues	—	8,071,718	45,500	45,500	66,400
Appropriation of Fund Balance	—	—	—	7,470,832	—
Transfer In	—	—	—	—	—
Total	**$ —**	**$ 8,071,718**	**$ 45,500**	**$ 7,516,332**	**$ 66,400**
Expenditures By Category					
Personnel Services	$ —	$ —	$ —	$ —	$ —
Operating Expense	—	—	—	—	—
Capital Outlay	—	—	—	—	—
Grants & Aids	—	—	—	—	—
Total Operating Expenditures	**$ —**	**$ —**	**$ —**	**$ —**	**$ —**
Capital Improvement Program	—	529,169	—	7,470,832	—
Capital Asset Clearing	—	—	—	—	—
Other Uses	—	—	—	—	—
Debt Service	—	35,000	—	—	—
Transfers	—	—	—	—	—
Appropriated Fund Balance	—	—	45,500	45,500	66,400
Total	**$ —**	**$ 564,169**	**$ 45,500**	**$ 7,516,332**	**$ 66,400**
Excess/Deficiency	—	7,507,550	—	—	—
Appropriated Fund Balance	—	—	45,500	45,500	66,400
Appropriation of Fund Balance	—	—	—	(7,470,832)	—
Ending Fund Balance	**$ —**	**$ 7,507,550**	**$ 7,553,050**	**$ 82,218**	**$ 148,618**

Revenue Projections

Object #	Account Description	FY 2021 Actual	FY 2022 Actual	FY 2023 Budget	FY 2023 Revised	FY 2024 Budget
	Miscellaneous Revenues					
361100	Int Earnings	$ —	$ 18,596	$ 2,500	$ 2,500	$ 41,400
361101	FLPALM Int Earnings	—	11,793	15,000	15,000	15,000
361102	FLCLASS Int Earnings	—	21,854	28,000	28,000	10,000
361300	Net Inc/Dec in FMV of Invest	—	(15,525)	—	—	—
384200	Other Financing Sources	—	8,035,000	—	—	—
399900	CIP Carryover	—	—	—	7,470,832	—
	Sub-total	—	8,071,718	45,500	7,516,332	66,400
	Total	**$ —**	**$ 8,071,718**	**$ 45,500**	**$ 7,516,332**	**$ 66,400**

Expenditure Detail Budget—394- Various

Object #	Account Description	Project #	FY 2021 Actual	FY 2022 Actual	FY 2023 Budget	FY 2023 Revised	FY 2024 Budget
	Capital Improvement						
	Street Construction & Resurfacing-Various Loc.						
	394-50-800-541-000-	52022					
606510	CIP-Construction		$ —	$ —	$ —	$ 3,020,740	$ —
	Sub-total		—	—	—	3,020,740	—
	Eastbound Turn Ln Ext.-Mir.Pkwy/Dykes/I-75						
	394-55-800-541-000-	52096					
606510	CIP-Construction		—	433,775	—	—	—
606520	CIP-Contingency		—	—	—	16,225	—
	Sub-total		—	433,775	—	16,225	—
	Miramar Bike & Pedestrian Mobility Improv.						
	394-55-801-541-000-	52097					
606502	CIP-Plan/Design/Eng		—	—	—	30,000	—
	Sub-total		—	—	—	30,000	—
	Mir. Blvd. W. Turn Ln at Buttonwood Ave.						
	394-55-802-541-000-	52098					
606502	CIP-Plan/Design/Eng		—	26,466	—	34	—
606510	CIP-Construction		—	—	—	153,060	—
606520	CIP-Contingency		—	100	—	340	—
	Sub-total		—	26,566	—	153,434	—
	SunsetLksAcadmy&Fairwy Plygrd Equip						
	394-63-801-541-000-	52102					
606510	CIP-Construction		—	—	—	182,024	—
	Sub-total		—	—	—	182,024	—
	Historic Mir Innov & Tech Village						
	394-55-800-559-000	53025					
606502	CIP-Plan/Design/Eng		—	68,828	—	179,953	—
606510	CIP-Construction		—	—	—	3,591,220	—
	Sub-total		—	68,828	—	3,771,173	—
	Audio Visual Upgrades Commis ConfRm						
	394-58-800-559-000	54022					
606515	CIP-Professional Fees		—	—	—	28,009	—
606520	CIP-Contingency		—	—	—	12,631	—
606810	CIP-Tech Software/Hardware		—	—	—	98,296	—
	Sub-total		—	—	—	138,936	—
	ClosedCircuitTVSecurityCamerasInfr						
	394-58-801-559-000	54024					
606520	CIP-Contingency		—	—	—	17,100	—
606810	CIP-Tech Software/Hardware		—	—	—	141,200	—
	Sub-total		—	—	—	158,300	—
	Other Uses:						
	394-90-000-581/70-000-517-						
607320	Cost Of Issuance		—	35,000	—	—	—
609990	Appropriated Fund Balance		—	—	45,500	45,500	66,400
	Sub-total		—	35,000	45,500	45,500	66,400
	Total		**$ —**	**$ 564,169**	**$ 45,500**	**$ 7,516,332**	**$ 66,400**

Object #	Account Description	Justification
Revenue		
361100	Int Earnings	Revenues received from interest and Pooled cash earnings allowance and is allocated across funds based on the cash balance of each fund as compared to the total cash, unless directly related to a specific investment instrument.
361101	FLPALM Int Earnings	Revenues for this fund are reimbursed from other funds for property and liability insurance and services.
361102	FLCLASS Int Earnings	Revenues for this fund are reimbursed from other funds for property and liability insurance and services.
399999	Appropriation Of Fund Balance	This account is used to budget for a portion of fund balance needed to cover all budgeted expenses.
Expense		
609990	Appropriated Fund Balance	These are revenues above the expense levels that will be appropriated back to fund balance in order to fund governmental services, such to the extent of the revenue loss.

Description Fund 395

This fund was established to account for financial resources used for the acquisition and/or construction of major capital assets within the City, except for those financed by proprietary funds.

Revenues and Expenditures Summary

	FY 2021 Actual	FY 2022 Actual	FY 2023 Budget	FY 2023 Revised	FY 2024 Budget
Beginning Fund Balance	**$ 3,885,011**	**$ 2,790,926**	**$ 4,153,720**	**$ 4,153,720**	**$ (148,951)**
Revenues By Category					
General Taxes	$ —	$ —	$ —	$ —	$ —
Permits, Fees, Special Assessment	—	—	—	—	—
Intergovernmental Revenues	—	—	—	—	—
Charges for Services	—	—	—	—	—
Fines & Forfeitures	—	—	—	—	—
Miscellaneous Revenues	5,538	29,244	42,200	42,200	120,100
Appropriation of Fund Balance	—	—	—	4,338,542	—
Transfer In	—	3,215,350	4,579,602	4,935,602	6,179,600
Total	**$ 5,538**	**$ 3,244,594**	**$ 4,621,802**	**$ 9,316,344**	**$ 6,299,700**
Expenditures By Category					
Personnel Services	—	—	—	—	—
Operating Expense	855	2,134	2,000	2,000	2,700
Capital Outlay	—	—	—	—	—
Grants & Aids	—	—	—	—	—
Total Operating Expenditures	**$ 855**	**$ 2,134**	**$ 2,000**	**$ 2,000**	**$ 2,700**
Capital Improvement Program	998,768	1,879,666	4,583,932	9,278,474	6,097,400
Capital Asset Clearing	—	—	—	—	—
Other Uses	—	—	—	—	—
Debt Service	—	—	—	—	—
Transfers	100,000	—	—	—	—
Appropriated Fund Balance	—	—	35,870	35,870	199,600
Total	**$ 1,099,623**	**$ 1,881,799**	**$ 4,621,802**	**$ 9,316,344**	**$ 6,299,700**
Excess/Deficiency	$ (1,094,085)	$ 1,362,795	$ —	$ —	$ —
Appropriated Fund Balance	—	—	35,870	35,870	199,600
Appropriation of Fund Balance	—	—	—	(4,338,542)	—
Ending Fund Balance	**$ 2,790,926**	**$ 4,153,720**	**$ 4,189,590**	**$ (148,951)**	**$ 50,649**

Revenue Projections

Object #	Account Description	FY 2021 Actual	FY 2022 Actual	FY 2023 Budget	FY 2023 Revised	FY 2024 Budget
	Miscellaneous Revenues					
361100	Int Earnings	$ 5,513	$ 24,914	$ 42,100	$ 42,100	$ 120,000
361200	Dividend Income	25	—	100	100	100
366202	Developer Contrib/Donations	—	4,330	—	—	—
	Sub-total	5,538	29,244	42,200	42,200	120,100
	Other Sources					
381001	Trfr Fr General Fund	—	3,215,350	4,579,602	4,935,602	4,879,600
381005	Trfr Fr Billboard Rev Fund	—	—	—	—	1,300,000
399900	CIP Carryover	—	—	—	4,338,542	—
	Sub-total	—	3,215,350	4,579,602	9,274,144	6,179,600
	Total	**$ 5,538**	**$ 3,244,594**	**$ 4,621,802**	**$ 9,316,344**	**$ 6,299,700**

Expenditure Detail Budget—395- Various

Object #	Account Description	Project #	FY 2021 Actual	FY 2022 Actual	FY 2023 Budget	FY 2023 Revised	FY 2024 Budget
	Operating Expense: 395-90-000-519-000-						
604905	Bank Svcs Charges		$ 855	$ 2,134	$ 2,000	$ 2,000	$ 2,700
	Sub-total		855	2,134	2,000	2,000	2,700
	Capital Improvement						
	Park Improvements-Various						
	395-60-800-572-000-	51003					
606505	CIP-Permits		—	—	25,000	2,400	—
606510	CIP-Construction		—	268,703	285,000	313,555	100,000
606511	CIP-Furniture Fixtures & Equip		—	—	10,000	23,140	—
606513	CIP-Landscaping		—	—	10,000	2,800	—
606520	CIP-Contingency		—	—	5,000	11,119	—
	Sub-total		—	268,703	335,000	353,014	100,000
	Ansin Sports Complex-Phase II						
	395-53-803-572-000-	51005					
606510	CIP-Construction		—	—	—	50,000	—
	Sub-total		—	—	—	50,000	—
	Amphitheater-Miramar Regional Park						
	395-55-801-572-000-	51006					
606510	CIP-Construction		—	—	—	14,874	—
606511	CIP-Furniture Fixtures & Equip		—	—	—	9,717	—
606520	CIP-Contingency		—	—	—	270	—
606810	CIP-Tech Software/Hardware		—	9,168	—	32	—
	Sub-total		—	9,168	—	24,893	—
	Monarch Lakes Park						
	395-55-805-572-000-	51007					
606502	CIP-Plan/Design/Eng		—	2,159	—	—	—
606510	CIP-Construction		—	—	—	40,000	—
606520	CIP-Contingency		—	—	—	17,841	—
	Sub-total		—	2,159	—	57,841	—
	Lakeshore Park Improvements						
	395-53-809-572-000-	51012					
606510	CIP-Construction		3,945	—	—	—	—
	Sub-total		3,945	—	—	—	—
	Parks Restroom Facilities						
	395-60-802-572-000-	51017					
606505	CIP-Permits		—	—	—	5,000	—
606510	CIP-Construction		—	62,111	150,000	154,178	—
	Sub-total		—	62,111	150,000	159,178	—
	Amphitheater at MRP-Concessions						
	395-55-815-572-000-	51018					
606502	CIP-Plan/Design/Eng		—	2,200	—	—	—
606505	CIP-Permits		—	—	—	27,032	—
606510	CIP-Construction		13,108	7,460	—	62,818	—
606511	CIP-Furniture Fixtures & Equip		—	—	—	26,000	—

Expenditure Detail Budget—395- Various

Object #	Account Description	Project #	FY 2021 Actual	FY 2022 Actual	FY 2023 Budget	FY 2023 Revised	FY 2024 Budget
606520	CIP-Contingency		—	22,385	—	12,615	—
	Sub-total		13,108	32,045	—	128,465	—
	Forcina Park Renovations						
	395-55-800-572-000-	51020					
606502	CIP-Plan/Design/Eng		12,020	—	—	—	—
606510	CIP-Construction		10,895	—	—	—	—
606520	CIP-Contingency		22,974	—	—	—	—
	Sub-total		45,889	—	—	—	—
	Playground Resurfacing						
	395-60-804-572-000-	51021					
606505	CIP-Permits		2,500	—	2,500	5,000	—
606510	CIP-Construction		18,494	38,929	77,500	116,071	—
	Sub-total		20,994	38,929	80,000	121,071	—
	Skate Park						
	395-60-808-572-000-	51022					
606510	CIP-Construction		—	88,146	—	—	—
	Sub-total		—	88,146	—	—	—
	911 Remembrance Monument						
	395-55-802-572-000-	51024					
606510	CIP-Construction		—	60,730	—	432,818	—
606520	CIP-Contingency		—	—	—	20,000	—
	Sub-total		—	60,730	—	452,818	—
	East (Historic) Miramar Aquatic Pool Renovation						
	395-60-805-572-000-	51030					
606505	CIP-Permits		—	5,000	—	—	—
606510	CIP-Construction		—	230,000	—	—	—
606511	CIP-Furniture Fixtures & Equip		—	22,900	28,000	65,100	—
606520	CIP-Contingency		—	—	2,000	12,000	—
	Sub-total		—	257,900	30,000	77,100	—
	Shirley Branca Park Canopy Addition						
	395-60-806-572-000-	51032					
606502	CIP-Plan/Design/Eng		—	—	—	10,000	—
606505	CIP-Permits		—	—	—	15,000	—
606510	CIP-Construction		—	—	—	175,000	—
606513	CIP-Landscaping		—	—	—	10,000	—
606520	CIP-Contingency		—	—	—	10,000	—
	Sub-total		—	—	—	220,000	—
	Huntington Park - South Redevelopment						
	395-60-807-572-000-	51034					
606502	CIP-Plan/Design/Eng		—	—	—	10,000	5,000
606505	CIP-Permits		—	—	—	7,000	3,000
606510	CIP-Construction		—	—	—	130,000	30,000
606511	CIP-Furniture Fixtures & Equip		—	—	—	10,000	20,000

Expenditure Detail Budget—395- Various

Object #	Account Description	Project #	FY 2021 Actual	FY 2022 Actual	FY 2023 Budget	FY 2023 Revised	FY 2024 Budget
606520	CIP-Contingency		—	—	—	7,350	3,400
	Sub-total		—	—	—	164,350	61,400
	Art in the Parks						
	395-60-809-572-000-/ 810	51035					
606502	CIP-Plan/Design/Eng		—	50,000	—	—	—
606510	CIP-Construction		—	125,000	150,000	311,000	—
606520	CIP-Contingency		—	—	—	10,000	—
	Sub-total		—	175,000	150,000	321,000	—
	Vizcaya Park - Running Track						
	395-55-803-572-000-	51036					
606501	CIP-Pre-Construction		—	—	—	5,000	—
606502	CIP-Plan/Design/Eng		—	—	—	80,000	—
606505	CIP-Permits		—	—	—	5,000	—
606520	CIP-Contingency		—	—	—	10,000	—
	Sub-total		—	—	—	100,000	—
	Covered Awning Sys. at Vizcaya Pk. Patio Area						
	395-55-804-572-000-	51037					
606502	CIP-Plan/Design/Eng		—	6,000	—	—	—
606505	CIP-Permits		—	—	—	10,000	—
606510	CIP-Construction		—	—	—	80,000	—
606520	CIP-Contingency		—	1,500	—	2,500	—
	Sub-total		—	7,500	—	92,500	—
	Ansin Track Resurfacing						
	395-60-800-572-000-	51042					
606505	CIP-Permits		—	—	—	—	20,000
606510	CIP-Construction		—	—	—	—	1,550,000
606520	CIP-Contingency		—	—	—	—	100,000
	Sub-total		—	—	—	—	1,670,000
	Street Construction & Resurfacing-Various Loc.						
	395-50-804-541-000-	52022					
606502	CIP-Plan/Design/Eng		4,995	3,730	—	100	—
606510	CIP-Construction		41,150	111,454	—	12,646	—
	Sub-total		46,145	115,184	—	12,746	—
	Land & Beau Mir Pky, Mir Blvd & Red Rd						
	395-50-800/900/53/55-802-539-000-	52036					
606502	CIP-Plan/Design/Eng		—	—	—	42,337	—
606505	CIP-Permits		—	—	—	8,000	—
606510	CIP-Construction		8,275	—	—	74,388	—
606513	CIP-Landscaping		—	—	—	—	—
606520	CIP-Contingency		—	—	—	67,054	—
	Sub-total		8,275	—	—	191,779	—
	Embankment Stabilize and Storm Mgmt						
	395-50-801-537-000-	52052					
606510	CIP-Construction		25,195	—	—	—	—
	Sub-total		25,195	—	—	—	—

Expenditure Detail Budget—395- Various

Object #	Account Description	Project #	FY 2021 Actual	FY 2022 Actual	FY 2023 Budget	FY 2023 Revised	FY 2024 Budget
	Pemb Rd fr SW 184 to US27/Mir Pdwy Ext						
	395-53-804-541-000-	52061					
606500	CIP-Land Acquisition		—	—	—	79,650	—
606502	CIP-Plan/Design/Eng		—	480	—	69,520	—
606510	CIP-Construction		—	—	—	192,189	—
	Sub-total		—	480	—	341,359	—
	Left-Turn from Red Rd to Town Ctr						
	395-53-805-541-000-	52062					
606502	CIP-Plan/Design/Eng		—	—	—	3,594	—
	Sub-total		—	—	—	3,594	—
	Repair/Replace of Existing Sidewalks						
	395-50-807-541-000-	52063					
606510	CIP-Construction		—	—	—	1	—
	Sub-total		—	—	—	1	—
	Add'l Southbound Left Turn Lane						
	395-53-806-541-000-	52067					
606502	CIP-Plan/Design/Eng		4,326	1,919	—	45,749	—
606510	CIP-Construction		—	28,943	4,330	107,936	—
606520	CIP-Contingency		—	—	—	19,680	—
	Sub-total		4,326	30,861	4,330	173,366	—
	LED Streetlight Installation & Upgrade						
	395-50-806-541-000-	52069					
606510	CIP-Construction		73,229	3,600	—	14,526	—
	Sub-total		73,229	3,600	—	14,526	—
	Monument Signs for Social Svcs Fac						
	395-55-800-539-000-	52073					
606502	CIP-Plan/Design/Eng		15,724	4,842	—	1,453	—
606505	CIP-Permits		—	—	—	1,000	—
606520	CIP-Contingency		—	2,136	—	1,864	—
606510	CIP-Construction		—	45,280	—	19,236	—
	Sub-total		15,724	52,258	—	23,553	—
	IT Office Remodel						
	395-55-801-539-000-	52075					
606501	CIP-Pre-Construction		—	—	—	433	—
606505	CIP-Permits		—	2,030	—	—	—
606510	CIP-Construction		20,297	4,572	—	2,348	—
606511	CIP-Furniture Fixtures & Equip		1,320	—	—	—	—
606515	CIP-Professional Fees		—	—	—	5,503	—
606520	CIP-Contingency		—	2,580	—	5,212	—
	Sub-total		21,617	9,182	—	13,496	—
	Buffer Wall Pemb Rd Univ Pk Plat						
	395-55-801-541-000-	52077					
606510	CIP-Construction		137,862	—	—	4,838	—
606520	CIP-Contingency		28,920	—	—	—	—
	Sub-total		166,782	—	—	4,838	—

Expenditure Detail Budget—395- Various

Object #	Account Description	Project #	FY 2021 Actual	FY 2022 Actual	FY 2023 Budget	FY 2023 Revised	FY 2024 Budget
	Bus Facilities Infrastructure Improv. Prog.						
	395-50-801-544-000-	52087					
606510	CIP-Construction		—	61,352	—	38,648	—
	Sub-total		—	61,352	—	38,648	—
	Silver Shores Early Childhood Playground						
	395-63-800-572-000-	52094					
606510	CIP-Construction		—	103,557	—	139,973	—
606520	CIP-Contingency		—	—	—	8,147	—
	Sub-total		—	103,557	—	148,119	—
	Miramar Bike & Pedestrian Mobility						
	395-55-800-541-000-	52097					
606520	CIP-Contingency		—	—	—	—	410,000
	Sub-total		—	—	—	—	410,000
	Barrier Wall at County Line Road						
	395-55-803-541-000-	52099					
606502	CIP-Plan/Design/Eng		—	11,862	—	78,138	—
606505	CIP-Permits		—	—	—	5,000	—
606520	CIP-Contingency		—	—	—	15,000	—
	Sub-total		—	11,862	—	98,138	—
	SunsetLksAcadmy&Fairwy Plygrd Equip						
	395-63-801-572-000-	52102					
606505	CIP-Permits		—	—	—	3,480	—
606510	CIP-Construction		—	—	49,000	73,904	—
606511	CIP-Furniture Fixtures & Equip		—	—	—	5,885	—
606515	CIP-Professional Fees		—	—	—	3,940	—
606520	CIP-Contingency		—	—	—	2,637	—
	Sub-total		—	—	49,000	89,846	—
	Town Center Informational Signage						
	395-55-800-539-000-	52107					
606502	CIP-Plan/Design/Eng		—	—	—	—	25,000
	Sub-total		—	—	—	—	25,000
	Eastbd Right Trn Ln Al PembRdatFlam						
	395-55-804-541-000-	52108					
606510	CIP-Construction		—	—	400,000	400,000	—
	Sub-total		—	—	400,000	400,000	—
	Historic Miramar Compl Sts PhaseIII						
	395-55-805-541-000-	52109					
606520	CIP-Contingency		—	—	10,000	10,000	—
	Sub-total		—	—	10,000	10,000	—
	Buffer Wall-Univ Dr adj to UPP						
	395-55-806-541-000-	52110					
606502	CIP-Plan/Design/Eng		—	—	30,000	30,000	—
606505	CIP-Permits		—	—	3,000	3,000	—
606510	CIP-Construction		—	—	600,000	500,000	—
	Sub-total		—	—	633,000	533,000	—

Expenditure Detail Budget—395- Various

Object #	Account Description	Project #	FY 2021 Actual	FY 2022 Actual	FY 2023 Budget	FY 2023 Revised	FY 2024 Budget
	Installation Undergrd Electrical IF						
	395-50-800-541-000-	52111					
606510	CIP-Construction		—	—	—	250,000	—
606515	CIP-Professional Fees		—	—	—	14,500	—
606520	CIP-Contingency		—	—	—	35,500	—
	Sub-total		—	—	—	300,000	—
	Police Headquarters Facility						
	395-53-800-521-000-	53001					
606510	CIP-Construction		—	61,303	—	—	—
	Sub-total		—	61,303	—	—	—
	Facilities Capital Improvement						
	395-50/55-800-519-000-	53016					
606502	CIP-Plan/Design/Eng		—	—	—	20,300	—
606505	CIP-Permits		81	—	50,000	51,419	30,000
606510	CIP-Construction		50,000	—	405,000	865,792	1,790,000
606810	CIP-Tech Software/Hardware		26,412	—	—	3,507	—
606520	CIP-Contingency		—	—	50,000	73,289	30,000
	Sub-total		76,493	—	505,000	1,014,307	1,850,000
	Historic Public Safety Complex						
	395-53-803-521-000-	53018					
606502	CIP-Plan/Design/Eng		18,253	—	—	1,211	—
606510	CIP-Construction		23,800	142,681	—	1,750	—
606511	CIP-Furniture Fixtures & Equip		313,321	720	—	—	—
606520	CIP-Contingency		1,754	910	—	13,696	—
	Sub-total		357,128	144,311	—	16,657	—
	Repl Bay Doors & Instal Trf FS 19						
	395-50-800-522-000-	53020					
606510	CIP-Construction		—	—	—	163,125	—
606520	CIP-Contingency		—	—	—	8,128	—
	Sub-total		—	—	—	171,253	—
	Repl Bay Doors & Install Trf FS 84						
	395-50-802-522-000-	53022					
606510	CIP-Construction		—	—	—	109,259	—
606520	CIP-Contingency		—	—	—	38,254	—
	Sub-total		—	—	—	147,513	—
	Repl Bay Doors & Install Trf FS 100						
	395-50-803-522-000-	53023					
606510	CIP-Construction		—	—	—	160,575	—
606520	CIP-Contingency		—	—	—	8,128	—
	Sub-total		—	—	—	168,703	—
	Historic Mir Innov & Tech Village						
	395-55-800-559-000-	53025					
606502	CIP-Plan/Design/Eng		—	—	—	16,660	—
606510	CIP-Construction		—	—	705,000	388,340	—
606520	CIP-Contingency		—	—	—	300,000	—
	Sub-total		—	—	705,000	705,000	—

Expenditure Detail Budget—395- Various

Object #	Account Description	Project #	FY 2021 Actual	FY 2022 Actual	FY 2023 Budget	FY 2023 Revised	FY 2024 Budget
	Vicki Coceano Childcare Replacement w/New Recreation & Multi-Purpose Facility						
	395-55-800-575-000-	53027					
606501	CIP-Pre-Construction		—	—	—	10,000	—
606502	CIP-Plan/Design/Eng		—	17,220	150,000	472,155	—
606505	CIP-Permits		—	—	—	10,000	—
606510	CIP-Construction		—	—	100,000	110,625	1,000,000
606520	CIP-Contingency		—	—	—	30,000	—
	Sub-total		—	17,220	250,000	632,780	1,000,000
	Covered Awning Sys. at City Hall 3rd Floor Terrace Area						
	395-55-803-539-000-	53028					
606502	CIP-Plan/Design/Eng		—	6,000	—	—	—
606505	CIP-Permits		—	—	5,000	10,000	—
606510	CIP-Construction		—	—	285,000	377,500	—
606511	CIP-Furniture Fixtures & Equip		—	—	10,000	—	—
606520	CIP-Contingency		—	1,500	—	5,000	—
	Sub-total		—	7,500	300,000	392,500	—
	HR Department Office Renovations						
	395-06-800-513-000-	53030					
606505	CIP-Permits		—	—	—	—	5,000
606510	CIP-Construction		—	—	—	—	300,000
	Sub-total		—	—	—	—	305,000
	Enterprise Resource Plan Sys-STEAM						
	395-10/58-800-513-000-	54002					
606515	CIP-Professional Fees		2,374	5,866	—	3,636	—
606517	CIP-Implementation Fees		72,358	100,094	—	38,928	—
606810	CIP-Tech Software/Hardware		3,061	7,563	—	5,437	—
	Sub-total		77,793	113,523	—	48,001	—
	Building Plans Digital Conversion						
	395-41-800-524-000-	54011					
606519	CIP-Contract Labor		42,124	—	—	—	—
	Sub-total		42,124	—	—	—	—
	EnerGov Implementation						
	395-58-800-524-000-	54018					
606517	CIP-Implementation Fees		—	127,672	—	70,328	—
606520	CIP-Contingency		—	17,410	—	9,590	—
	Sub-total		—	145,081	—	79,919	—
	Audio Visual Upgrades for CATheater						
	395-58-800-573-000-	54019					
606515	CIP-Professional Fees		—	—	348,753	348,753	476,000
606520	CIP-Contingency		—	—	44,000	44,000	200,000
606810	CIP-Tech Software/Hardware		—	—	589,849	589,849	—
	Sub-total		—	—	982,602	982,602	676,000
	Audio Visual Upgrades for City Fac						
	395-58-800-573-000-	54023					
606515	CIP-Professional Fees		—	—	—	43,900	—
606520	CIP-Contingency		—	—	—	10,943	—

Expenditure Detail Budget—395- Various

Object #	Account Description	Project #	FY 2021 Actual	FY 2022 Actual	FY 2023 Budget	FY 2023 Revised	FY 2024 Budget
606810	CIP-Tech Software/Hardware		—	—	—	145,157	—
	Sub-total		—	—	—	200,001	—
	Transfers: 395-90-000-581-000-						
691170	Trfr to Affordable Housing Tr		100,000	—	—	—	—
	Sub-total		100,000	—	—	—	—
	Other Uses: 395-90-000-590-000-						
609990	Appropriated Fund Balance		—	—	35,870	35,870	199,600
	Sub-total		—	—	35,870	35,870	199,600
	Total		**$ 1,099,623**	**$ 1,881,799**	**$ 4,621,802**	**$ 9,316,344**	**$ 6,299,700**

Object #	Account Description	Justification
Revenue		
361100	Interest Earnings	Revenues received from interest and Pooled cash earnings allowance and is allocated across funds based on cash balance of each fund as compared to the total cash, unless directly related to a specific investment instrument.
361200	Dividend Income	This represents the return earned on the Wells Fargo Government Money Market Fund Sweep account.
381001	Transfer from the General Fund	Funds transferred in from the General Fund to provide financial resources needed for capital improvement projects.
381005	Transfer from Billboard Rev Fund	Revenues transferred from Billboard Revenue Fund.
Expense		
604905	Bank Svcs Charges	This is for analyzed bank services charges for handling Pooled cash accounts. Allocated amount is based on each fund cash balance.
609990	Appropriated Fund Balance	These are revenues above the expense levels that will be appropriated back to fund balance.

Capital Improvement Projects

Object #	Project	Justification
606510	Park Improvements - Various - 51003	The project will include additions and improvements to various parks, courts, restrooms and playgrounds. These include but are not limited to repairing/adding fencing, repairing/adding parking, adding walking path lights, renovating/replacing playgrounds, installing irrigation, pavilions, benches and receptacles, and repairing facility front counters and flooring. This also includes adding a Community Garden Kitchen, partnering with Baptist Health sponsorship.
606502 / 606505 / 606510 / 606511 / 606520	Huntington Park- South Redevelopment - 51034	This project would consist of the resurfacing of the basketball and tennis court, addition of a restroom facility, fitness circuit, and pavilion, a new shade structure over the existing playground, and the expansion of the parking lot lighting.
606505 / 606510 / 606520	Ansin Track Resurfacing - 51042	This project consists of installing new Mondo track surface over the existing worn and deteriorated surface.
606520	Miramar Bike and Pedestrian Mobility Improvements - 52097	Mobility and Bike improvements along Miramar Parkway (Douglas Road to Commerce Parkway) SW 148 Avenue (Bass Creek Road to SW 27 Street), and SW 68 Avenue (Miramar Parkway to SW 27 Court). FY 22 funding is for the design phase costs. Funds for the construction phase, CEI and contingency need to be programmed in FY 24. These costs, except for contingency and other costs over grant amount, will be reimbursed to the City on a quarterly frequency starting on the corresponding funding fiscal year.
606502	Town Center Information Signage - 52107	This project consist of the demolishment and replacement of the existing master signage at the Town Center to avail for the Design, Fabrication, and Installation of (3) Digital Marquee Monument signs and (1) additional Master site specific notification sign. Their completion will institute significant purpose for the City by providing for gateway notification, establishing the first prominent promotional activity sign for the Cultural Center ArtsPark; as well as provide destination acknowledgement of the City's flagship Police facility and digitize business activity in the Town Center complex. FY2024 Funding: Proposed Monument Signage at Round-Da-Bout at City Hall.
606505 / 606510 / 606520	Facilities Capital Improvement - 53016	This project includes procuring consultant services needed to evaluate existing City facilities, and prepare reports on repair and routine maintenance. The consultant will also be required to prepare cost estimates for the repair/renovation to include in the future CIP funding. This project also provides funds for repair and maintenance work on City facilities as well, including HVAC upgrades to various facilities at the Public Works Department request. Current funds within this project ($223,384) along with ($569,000) FY 23 funding was used for the removal and replacement of the existing flat built-up roof and parapet wall repairs at the West District Police Substation; FY2024 funding request is as follows: ($450,000) Tile Roof Replacement, ($600,000) for HVAC Replacement at the West Police Substation, ($200,000) for 3rd floor Executive flooring.
606510	New Multi-Purpose Recreational Facility - 53027	This project will replace the existing childcare facility, due to age and deterioration of the building, with a new one story +/- 6,000 sq. ft. Recreational Multi-Purpose Facility. The proposed facility will include indoor intermural sports and gaming, administration offices, restrooms, conference and multi-purpose room. During the design phase of the new facility, the existing building structure will be demolished. FY2024 Funding: Additional Design Services and Construction Services for the proposed facility and additional parking.
606505 / 606510	HR Department Office Renovations - 53030	This project will include the reconfiguration of the interior space of the Human Resources (HR) Department. This project is to reconfigure approximately 2000 sq. ft to including interior offices, miscellaneous cubical office spaces, additional miscellaneous offices, a multi-service room/training, filing storage area, etc.
606515 / 606520	Audio Visual Upgrades for Cultural Arts Theater - 54019	This request is to replace and upgrade the outdated, out of warranty Audio Visual and Lighting equipment in the Cultural Arts Theater with state-of-the-art audio visual, and lighting technologies. Phase I will include the upgrade of the theater and stage lighting, and Phase II will include the upgrade of the audio visual equipment. As this is a revenue generating venue, it is critical that the equipment is reliable, well maintained, and competitive with industry standards. The Light and Audio Visual equipment in the Cultural Arts Theater is over 12 years old and in need of replacement. It is imperative that the light equipment be replaced as soon as possible to prevent any critical failures that may occur at any point and time because the current gear is so outdated.

Utility Funds

MIRAMAR
BEAUTY AND PROGRESS
EST 1955

Revenues and Expenditures Summary

	FY 2021 Actual	FY 2022 Actual	FY 2023 Budget	FY 2023 Revised	FY 2024 Budget
Beginning Fund Balance	**$ 280,301,674**	**$ 286,277,065**	**$ 285,897,858**	**$ 285,897,858**	**$ 245,094,241**
Revenues					
Current Revenues	$ 56,563,991	$ 55,187,564	$ 53,884,400	$ 54,084,400	$ 65,822,500
Transfer In	1,888	2,594,850	278,200	278,200	—
Appropriation of Fund Balance/Carryover	—	—	11,890,802	40,803,617	1,379,176
Total	**$ 56,565,879**	**$ 57,782,413**	**$ 66,053,402**	**$ 95,166,217**	**$ 67,201,676**
Expenditures					
Departmental					
Financial Services-Utility Billing	$ 1,784,941	$ 1,582,324	$ 2,058,600	$ 2,121,959	$ 2,316,000
Public Works	—	—	—	—	—
Utilities	27,364,645	33,003,529	36,122,700	36,946,817	38,649,460
Sub-Total	29,149,586	34,585,854	38,181,300	39,068,776	40,965,460
Non-Departmental					
Non-Departmental	9,032,045	9,617,566	10,588,225	12,220,140	11,162,016
Debt Service	1,664,043	2,027,689	5,617,500	5,617,500	5,638,500
Transfers to Other Funds	530,400	526,500	530,700	530,700	530,700
Other	8,462,826	3,830,309	—	—	—
Appropriated Fund Balance	—	—	—	—	—
Sub-Total	19,689,314	16,002,064	16,736,425	18,368,340	17,331,216
Capital Improvement (CIP)					
Public Works	40,638	42,947	—	2,916,415	—
Construction & Facilities Management	—	—	—	468	—
Utilities	1,676,436	6,628,228	10,275,677	33,402,067	8,905,000
Information Technology	34,515	902,527	860,000	1,410,151	—
Sub-Total	1,751,589	7,573,702	11,135,677	37,729,101	8,905,000
Total	**$ 50,590,489**	**$ 58,161,620**	**$ 66,053,402**	**$ 95,166,217**	**$ 67,201,676**
Excess/Deficiency (actuals)	$ 5,975,391	$ (379,207)	$ —	$ —	$ —
Appropriated Fund Balance	—	—	—	—	—
Appropriation of Fund Balance	—	—	(11,890,802)	(40,803,617)	(1,379,176)
Ending Fund Balance	**$ 286,277,065**	**$ 285,897,858**	**$ 274,007,056**	**$ 245,094,241**	**$ 243,715,065**
Revenue by Category					
Permits, Fees, Special Assessment	$ 954,466	$ 409,316	$ 209,000	$ 209,000	$ 209,800
Intergovernmental Revenues	—	326,937	—	200,000	—
Charges for Services	47,505,390	51,258,238	52,591,400	52,591,400	64,073,400
Fines & Forfeitures	—	—	—	—	—
Miscellaneous Revenues	8,104,135	3,193,073	1,084,000	1,084,000	1,539,300
Other Sources	—	—	—	—	—
Transfer In	1,888	2,594,850	278,200	278,200	—
Appropriation of Fund Balance	—	—	11,890,802	40,803,617	1,379,176
Total	**$ 56,565,879**	**$ 57,782,413**	**$ 66,053,402**	**$ 95,166,217**	**$ 67,201,676**
Expenditure by Category					
Personnel Services	$ 17,930,817	$ 20,759,154	$ 21,990,100	$ 21,990,100	$ 24,122,000
Operating Expense	19,432,398	21,994,221	26,148,125	26,186,297	27,144,576
Capital Outlay	818,415	1,450,045	631,300	3,112,519	860,900
Grants & Aids	—	—	—	—	—
Total Operating Expenditures	**$ 38,181,631**	**$ 44,203,420**	**$ 48,769,525**	**$ 51,288,916**	**$ 52,127,476**
Capital Improvement Program	1,751,589	7,573,702	11,135,677	37,729,101	8,905,000
Debt Service	1,664,043	2,027,689	5,617,500	5,617,500	5,638,500
Depreciation	10,266,548	11,978,142	—	—	—
Capital Asset Clearing	(1,803,722)	(8,147,832)	—	—	—
Transfer Out	530,400	526,500	530,700	530,700	530,700
Appropriated Fund Balance	—	—	—	—	—
Total	**$ 50,590,489**	**$ 58,161,620**	**$ 66,053,402**	**$ 95,166,217**	**$ 67,201,676**

Position Comparison Summary

As indicated, FY 2024 Utility Fund budget includes a total of 185.00 FTE (Full-time equivalent) authorized positions. This reflects a increase of 6.00 FTEs from the FY23 Budget. This total is comprised of 183.00 full-time and four (2.00 FTEs) part-time budgeted positions.

Department	FY 2021 Actual	FY 2022 Actual	FY 2023 Budget	FY 2023 Revised	FY 2024 Budget	# of FTE Change
Financial Services-Utility Billing	10.00	10.00	10.00	10.00	11.00	1.00
Utilities	165.00	164.00	169.00	172.00	174.00	5.00
Total Full and Part-time Positions	**175.00**	**174.00**	**179.00**	**182.00**	**185.00**	**6.00**

Number of Full-Time Equivalent Positions

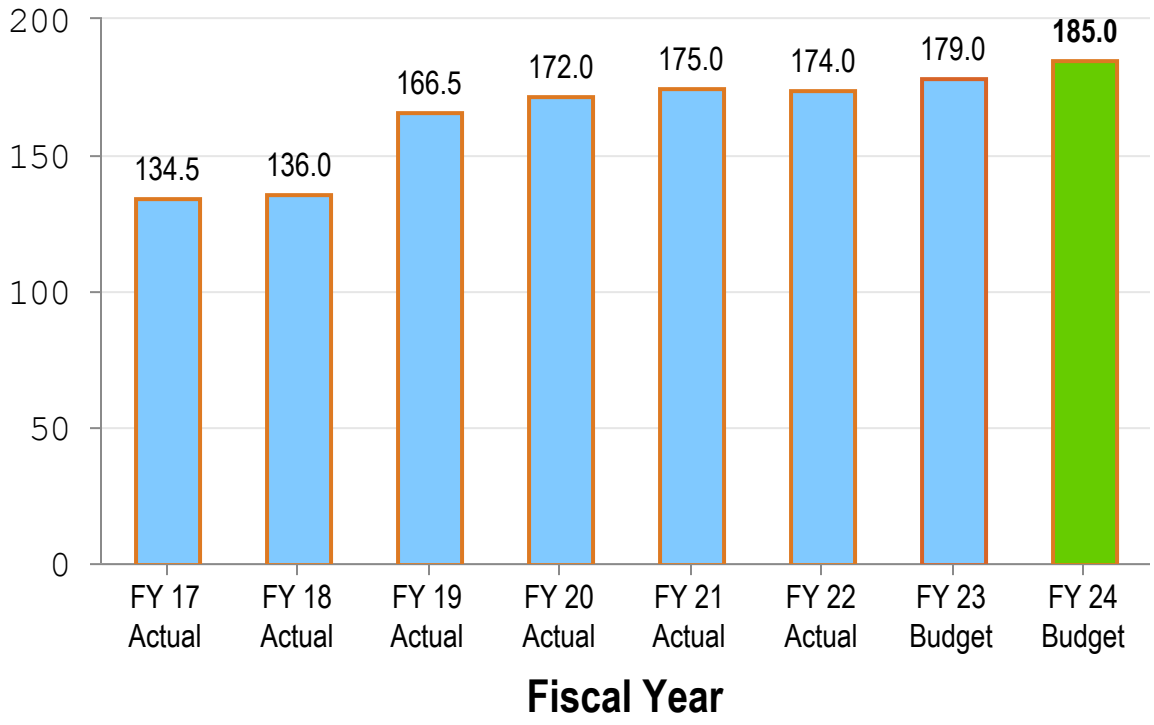

Utility Fund Revenue Projections

Object #	Description	FY 2021 Actual	FY 2022 Actual	FY 2023 Budget	FY 2023 Revised	FY 2024 Budget
	Permits, Fees, Special Assessment					
329100	Engineering Permits	$ 936,764	$ 397,600	$ 200,000	$ 200,000	$ 200,000
329102	Pretreatment Permit	17,702	11,717	9,000	9,000	9,800
	Sub-Total	954,466	409,316	209,000	209,000	209,800
	Intergovernmental Revenues					
331507	Fed Grant-FEMA	—	326,937	—	—	—
	Sub-Total	—	326,937	—	—	—
	Charges for Services					
343312	Water Sales-Citywide	20,771,866	21,921,377	22,400,000	22,400,000	27,400,000
343313	New Occupant Account	85,546	87,000	120,000	120,000	120,000
343314	Delinquent Charge	342,435	1,318,294	1,200,000	1,200,000	1,320,000
343315	Other Service Charge	29,074	119,468	100,000	100,000	110,000
343317	New Property Residential	—	100	—	—	—
343319	New Property Commercial	25	—	—	—	—
343321	Meter Purchase	50,581	6,234	15,000	15,000	8,000
343322	Termination Fee	83,375	84,375	100,000	100,000	100,000
343323	After Hours Turn-On	135	810	1,000	1,000	5,000
343324	Turn-Ons/Offs Fee	74,400	452,389	200,000	200,000	480,000
343334	Res. Copper Pipe Loan Program	—	1,253	—	—	20,000
343511	Wastewater Sales	25,352,853	26,403,629	27,500,000	27,500,000	33,550,000
343512	Wastewater- Broward	644,537	763,114	695,000	695,000	800,000
343517	Wastewater Blockage	—	425	400	400	400
343520	Backflow Fees	53,155	47,635	60,000	60,000	60,000
343910	Lab Testing Fees	—	780	—	—	—
347345	Credit Card Fee	17,408	51,355	200,000	200,000	100,000
	Sub-Total	47,505,390	51,258,238	52,591,400	52,591,400	64,073,400
	Miscellaneous Revenues					
361100	Int Earnings	149,757	229,137	375,000	375,000	564,100
361101	FLPALM Int Earnings	193	176,040	393,800	393,800	600,000
361102	FLCLASS Int Earnings	—	108,600	210,000	210,000	250,000
361200	Dividend Income	134	—	200	200	200
361105	Int-UB Residential	32,493	36,947	35,000	35,000	35,000
361300	Net Inc/Dec in FMV of Invest	—	(77,623)	—	—	—
369900	Miscellaneous Revenue	75,507	106,320	70,000	70,000	90,000
389801	Capital Cont from Developer	2,326,888	2,629,728	—	—	—
	Sub-Total	2,584,972	3,209,149	1,084,000	1,084,000	1,539,300
	Other Sources					
337381	Local Grt-Reclaim Wtr Sys Exp	—	—	—	200,000	—
381001	Trfr Fr General Fund	—	2,591,451	278,200	278,200	—
381414	Trfr Fr CIAC	1,888	3,398	—	—	—
389700	Capital Contributions	5,545,000	—	—	—	—
390000	UB Clearing Account	(25,837)	(16,077)	—	—	—
399900	CIP Carryover	—	—	—	27,823,576	—
399999	Appropriation Of Fund Balance	—	—	11,890,802	12,980,041	1,379,176
	Sub-Total	5,521,051	2,578,773	12,169,002	41,281,817	1,379,176
	Total	**$ 56,565,879**	**$ 57,782,413**	**$ 66,053,402**	**$ 95,166,217**	**$ 67,201,676**

Utility Fund Revenue Budget Justification

Object #	Account Description	Justification
Revenue		
329100	Engineering Permits	Permit fees are collected to offset the cost of providing services by engineering staff for managing the infrastructure construction inspection services.
329102	Pretreatment Permit	This is for a permit for industrial wastewater pretreatment prior to discharge into our sanitary sewage system.
343312	Water Sales-Citywide	This revenue is derived directly from those users serviced by the City's water plants. In accordance with the requirements of the City's Bond Issue as well as good business principles, revenues for Water and Sewer Fund must be of a sufficient amount in order to pay for the operating and maintenance expenses of the utility operation.
343313	New Occupant Account	Administrative fee of $25 charged every time an occupant opens a new account.
343314	Delinquent Charge	This fee is assessed on the current portion of utility bills when they become past due on a monthly basis.
343315	Other Service Charge	Revenue derived from Utility Billing fees such as turn off fees, NSF fees, late fees, etc.
343321	Meter Purchase	This revenue is derived from purchase of water meters for utility service.
343322	Termination Fee	Revenue derived from fees for termination of utility service.
343323	After Hours Turn-On	These revenues are derived from turning on/off fees for after hours turn on/off for utility service.
343324	Turn-Ons/Offs Fee	These revenues are derived from turning on/off fees for turn on/off for utility service.
343334	Res. Copper Pipe Loan Program	Loan repayment proceeds from the Residential Cooper Pipe Loan Program.
343511	Wastewater Sales	These revenues are derived from the charges for sewage transmitted to and treated at the City's wastewater treatment plant. The basis for the quantity of sewage charged to each of the City's users is the level of the consumption of water. In accordance with the requirements of the City's Bond Issue as well as good business principles, in that, revenues for Water and Sewer fund must be of a sufficient amount in order to pay for the operating and maintenance expenses of the utility operation.
343512	Wastewater- Broward	These revenues are derived from the charges for sewage transmitted to and treated at the City's wastewater treatment plant and are billed and collected on behalf of the City by Broward County. The basis for the quantity of sewage charged to each of the City's users is the level of the consumption of water. In accordance with the requirements of the City's Bond Issue as well as good business principles, in that, revenues for Water and Sewer fund must be of a sufficient amount in order to pay for the operating and maintenance expenses of the utility operation.
343517	Wastewater Blockage	This revenue source is for services provided to remove sewer blockage.
343520	Backflow Fees	This revenue is derived from back-flows that require annual re-certification.
347345	Credit Card Fee	Credit card fee of to help recover credit card fees charged by our electronic vendors for all credit/debit card transactions. Fee is consistent with fees charged by other municipalities.
361100	Int Earnings	Revenues received from interest and Pooled cash earnings allowance and is allocated across funds based on the cash balance of each fund as compared to the total cash, unless directly related to a specific investment instrument.
361101	FLPALM Int Earnings	Revenues for this fund are reimbursed from other funds for property and liability insurance and services.
361102	FLCLASS Int Earnings	Revenues for this fund are reimbursed from other funds for property and liability insurance and services.
361105	Int-UB Residential	This account is for the interest paid on residential accounts.
361200	Dividend Income	This represents the return earned on the Wells Fargo Government Money Market Fund Sweep account.
369900	Miscellaneous Revenue	This is for revenues that cannot be classified in another revenue line item.
399999	Appropriation Of Fund Balance	This account is used to budget for a portion of fund balance needed to cover all budgeted expenses.

Utility Fund Expenditure Projections

Object #	Account Description	FY 2021 Actual	FY 2022 Actual	FY 2023 Budget	FY 2023 Revised	FY 2024 Budget
	Personnel Services					
601200	Employee Salaries	$ 10,588,268	$ 11,033,059	$ 13,212,400	$ 13,212,400	$ 14,455,400
601205	Lump Sum Payout - Accrued Time	558,609	807,255	389,100	389,100	686,500
601210	Non-Pensionable Earnings	1,457	56,954	—	—	—
601215	Communication Stipend	68,650	66,585	64,000	64,000	69,100
601220	Longevity Pay	64,399	66,784	72,900	72,900	91,800
601400	Overtime-General	1,467,061	1,543,522	1,147,200	1,147,200	1,317,200
601410	Overtime-Holiday	279,928	286,457	284,700	284,700	312,100
601412	Overtime-Emergency	—	—	200	200	200
601600	Compensated Absences	(24,720)	245,977	—	—	—
602100	FICA & MICA	962,833	1,029,442	1,122,500	1,122,500	1,254,900
602210	Pension-General	1,043,623	4,580,703	1,654,700	1,654,700	1,685,000
602235	Pension-Senior Mgmt	561,043	(2,287,171)	755,300	755,300	909,100
602260	Pension-401	—	—	—	—	9,700
602265	Pension-457	97,175	110,656	139,200	139,200	193,500
602300	Pmt In Lieu Of Insurance	105,958	107,900	89,700	89,700	112,100
602304	Health Insurance-PPO	515,212	667,643	604,900	604,900	446,100
602305	Health Insurance-HMO	1,492,266	1,478,437	1,679,800	1,679,800	1,587,900
602306	Dental Insurance-PPO	60,166	57,309	58,900	58,900	63,700
602307	Dental Insurance-HMO	9,184	8,702	12,800	12,800	12,800
602309	Basic Life Insurance	24,042	35,552	37,500	37,500	42,600
602311	Long-Term Disability Ins	9,651	28,244	18,800	18,800	81,600
602312	HDHP Aetna	124,378	152,170	172,200	172,200	234,200
602313	HSA Payflex	23,100	28,700	25,200	25,200	44,800
602322	Non-Rep Retiree Stipend	1,920	1,920	—	—	—
602400	Workers' Compensation	502,800	502,800	448,100	448,100	511,700
602600	OPEB	(606,185)	149,552	—	—	—
	Sub-Total	17,930,817	20,759,154	21,990,100	21,990,100	24,122,000
	Operating Expense					
603080	Other Insurance Premium	878	638	800	800	—
603110	Engineering Svcs	117,856	47,948	523,000	333,902	423,000
603121	City Attorney Svcs	25,000	16,154	25,000	25,000	25,000
603190	Prof Svcs-Other	262,921	1,753,657	646,099	1,003,755	608,739
603200	Audit Fees	39,600	39,600	40,000	40,000	56,000
603400	Contract Svcs-Other	1,576,354	1,981,726	2,231,400	2,524,526	2,554,050
603401	Janitorial Svcs	32,758	32,758	36,000	36,000	36,000
603402	Contracted Lab Testing	78,577	79,150	120,000	120,000	100,000
603404	Air Condition Svcs	30,121	27,699	32,000	32,000	32,000
603425	Software License & Maint	247,072	240,067	445,400	445,900	246,600
603455	Security Svcs	40,009	47,452	60,000	60,000	60,000
603460	Landscape Svcs	153,951	156,325	212,400	223,750	244,000
603470	Temporary Help	51,101	86,987	130,000	125,000	130,000
604001	Travel & Training	11,808	56,428	81,200	111,151	62,400
604100	Communication Svcs	4,382	1,337	1,600	1,600	1,600
604200	Postage	175,950	219,565	336,500	336,000	331,000
604300	Water/Wastewater Svcs	45,996	48,456	52,300	52,300	41,200
604301	Electricity Svcs	2,165,262	3,200,692	3,291,600	3,291,600	3,479,700
604302	Gas-Propane	2,633	3,486	5,700	5,700	5,700
604320	Hollywood Large User	506,627	124,325	140,000	140,000	140,000
604330	Brow Cty Wtr/Wst Collect Fee	29,670	29,244	21,300	21,300	21,300
604400	Leased Equipment	16,314	6,303	371,900	94,578	371,600
604500	Risk Internal Svcs Charge	275,000	1,177,800	956,900	956,900	899,200
604550	Health Ins Internal Serv Chg	650,600	351,900	336,100	336,100	309,000
604610	Fleet Internal Svcs Charge	402,200	361,200	471,900	471,900	574,200
604613	Vehicle Detail	—	54	—	—	—
604620	R&M Buildings	161,901	30,873	174,700	88,700	167,500

Object #	Account Description	FY 2021 Actual	FY 2022 Actual	FY 2023 Budget	FY 2023 Revised	FY 2024 Budget
604625	R&M Equipment	6,723	14,471	14,500	12,800	14,500
604630	R&M Electric	78,875	86,714	91,200	166,200	124,000
604640	R&M Machinery	353,552	348,274	448,300	444,402	447,200
604641	R&M Membrane Elements	—	78,707	381,000	55,000	25,000
604650	R&M Office Equip	9,366	—	13,000	11,945	13,000
604661	R&M Distribution System	278,035	243,933	286,400	324,400	290,900
604662	R&M Lift Station-Minor	194,131	192,398	250,000	196,308	50,000
604664	R&M Telemetry	93,749	90,099	121,500	112,953	136,800
604665	R&M Air Conditioning	9,729	2,430	10,000	10,000	14,000
604669	Landscape & Irrigation	1,190	950	2,000	4,900	2,000
604690	Res. Copper Pipe Loan Program	—	72,634	—	200,000	150,000
604700	Printing & Binding Svcs	7,288	5,954	16,300	46,868	42,600
604870	Public Education	24,859	23,199	50,000	50,000	60,000
604889	Marketing & Promotions	2,346	15,000	25,000	25,000	25,000
604901	Credit Card Svcs Fees	488,902	79,462	200,000	138,000	100,000
604905	Bank Svcs Charges	34,421	34,627	37,900	37,900	48,000
604910	Advertising Costs	—	—	20,000	20,000	20,000
604915	Pmt in Lieu of Taxes	2,495,100	2,657,200	2,829,900	2,829,900	3,042,200
604916	Administrative Expense	928	3,672	5,300	5,300	3,800
604920	License & Permit Fees	110,366	82,654	75,600	79,008	76,500
604931	Recording Fees	—	1,500	1,500	1,500	2,000
604989	IT Internal Svcs Charge	1,730,600	1,262,300	1,287,900	1,287,900	1,270,400
604996	Admin Chg from Gen Fund	4,562,200	4,362,400	5,745,309	5,745,309	6,064,200
604997	Other Operating Expenses	10,818	14,858	46,900	105,171	50,200
604998	Contingency	10,000	1,627	732,717	284,970	632,717
605100	Office Supplies	22,499	20,262	32,300	31,834	38,900
605120	Computer Operating Expenses	26,695	22,482	41,300	51,030	35,350
605210	Water Meters	3,965	4,653	5,000	5,000	—
605220	Vehicle Fuel-On-Site	115,147	146,189	183,500	183,500	205,600
605225	Equip Gas Oil & Lube	39,568	73,694	88,100	88,100	88,100
605240	Uniforms Cost	52,250	42,164	60,000	65,000	75,750
605242	Protective Clothing and Shoes	32,885	38,252	63,300	59,982	65,700
605246	Safety Equipment Supplies	17,257	9,833	22,800	23,164	22,200
605250	Noncap Furn (Item less 5000)	14,222	13,283	29,800	31,887	40,370
605251	Noncap Equip (Item less 5000)	66,637	64,015	71,700	89,694	72,000
605280	Chemicals	1,187,683	1,536,512	1,729,200	2,078,300	2,422,700
605285	Lab Supplies	96,284	91,903	138,300	151,800	159,000
605290	Other Operating Supplies	89,850	78,810	110,600	118,000	107,300
605410	Subscriptions & Memberships	12,682	11,225	24,800	26,800	26,000
605500	Training-General	32,399	27,831	87,400	90,512	82,800
605510	Tuition Reimbursement	14,655	16,229	24,000	17,500	78,000
	Sub-Total	19,432,398	21,994,221	26,148,125	26,186,297	27,144,576
	Depreciation					
605915	Depreciation-Proprietary	10,266,548	11,978,142	—	—	—
	Sub-Total	10,266,548	11,978,142	—	—	—
	Departmental Capital Outlay					
606210	Building Renovation	—	169,453	—	130,832	—
606211	Minor Building Repairs	—	44,783	—	63,359	—
606400	Machinery & Equipment	758,729	581,679	120,000	1,829,467	246,000
606440	Vehicles Purchase	32,936	651,903	511,300	1,026,162	614,900
606470	Computer Equipment	1,750	2,228	—	—	—
606471	Software	25,000	—	—	62,700	—
	Sub-Total	818,415	1,450,045	631,300	3,112,519	860,900

Utility Fund Expenditure Projections

Object #	Account Description	FY 2021 Actual	FY 2022 Actual	FY 2023 Budget	FY 2023 Revised	FY 2024 Budget
	CIP					
606502	CIP-Plan/Design/Eng	399,431	2,063,145	565,000	3,548,096	1,115,000
606505	CIP-Permits	38,733	25,628	25,000	73,590	50,000
606510	CIP-Construction	978,846	3,640,459	7,625,000	27,158,660	6,500,000
606511	CIP-Furniture Fixtures & Equip	334,579	461,479	1,390,000	2,262,166	900,000
606514	CIP-Vehicles	—	—	—	—	240,000
606515	CIP-Professional Fees	—	—	600,000	600,000	—
606517	CIP-Implementation Fees	—	167,340	—	255,860	—
606520	CIP-Contingency	—	43,181	70,000	2,198,489	100,000
606810	CIP-Tech Software/Hardware	—	1,172,471	860,677	1,632,241	—
	Sub-Total	1,751,589	7,573,702	11,135,677	37,729,102	8,905,000
	Capital Asset Clearing					
606900	Capital Asset Clearing Account	(1,803,722)	(8,147,832)	—	—	—
	Sub-Total	(1,803,722)	(8,147,832)	—	—	—
	Debt Service					
607128	Princ-15 Util System Bond	530,000	525,000	550,000	550,000	570,000
607138	2017 Util Sys Rev Bd-Prin	1,058,875	1,113,050	1,167,300	1,167,300	1,231,300
607144	Prin-2018 SRL WW060801	181,499	321,184	324,100	324,100	327,200
607170	Prin-2017 SRL DW 060820	—	1,508,493	—	—	1,504,500
607228	Int-15 Util System Bond	226,545	212,685	202,000	202,000	187,200
607238	2017 Util Sys Rev Bd-Int	1,452,028	1,385,403	1,356,300	1,356,300	1,296,300
607240	Int-SRF Loans	248,280	—	—	—	—
607244	Int-2018 SRL WW060801	31,232	73,457	62,600	62,600	59,400
607270	Int-2017 SRL DW 060820	—	513,316	—	—	330,600
607290	Int-Custom Deposits	12,278	13,013	12,000	12,000	12,000
607320	Cost Of Issuance	(313,128)	(313,128)	—	—	—
607322	Admin Costs	—	136,135	1,943,200	1,943,200	120,000
607324	Bond Discount Amortization	6,807	6,807	—	—	—
607999	Debt Svcs Clearing	(1,770,374)	(3,467,727)	—	—	—
	Sub-Total	1,664,043	2,027,689	5,617,500	5,617,500	5,638,500
	Transfers					
691414	Trfr To CIAC	530,400	526,500	530,700	530,700	530,700
	Sub-Total	530,400	526,500	530,700	530,700	530,700
	Total	**$ 50,590,489**	**$ 58,161,620**	**$ 66,053,402**	**$ 95,166,218**	**$ 67,201,676**

MIRAMAR
BEAUTY AND PROGRESS
EST 1955

Utility Billing Financial Services Department

Mission

To provide excellent customer service to both internal and external customers, while making sure City ordinances are followed for fees, and working to collect revenues and reduce delinquencies on behalf of the City.

Utility Billing Organizational Chart

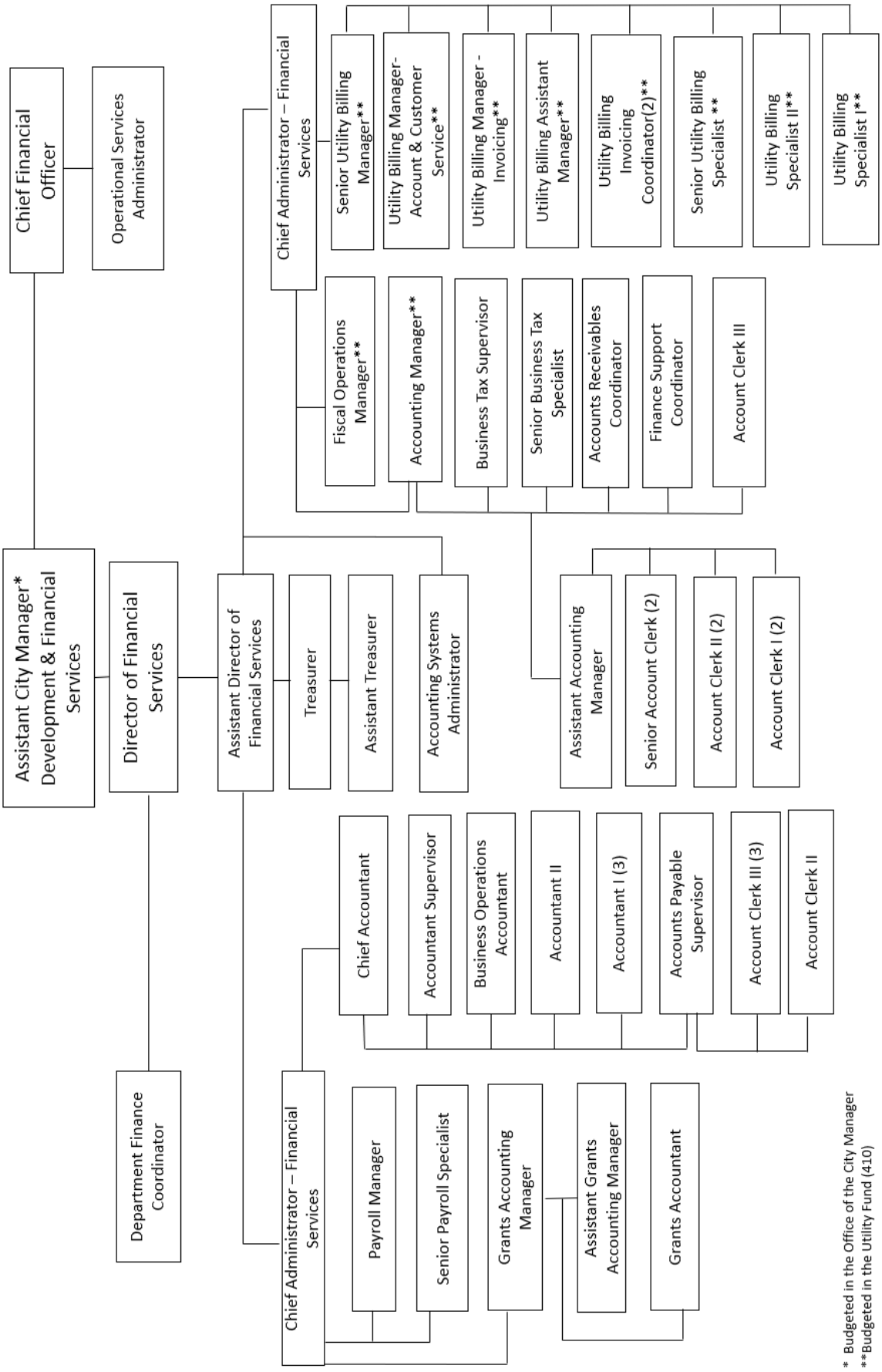

* Budgeted in the Office of the City Manager
**Budgeted in the Utility Fund (410)

Description

The Utility Billing Program is responsible for the monthly billing of utility services including water, sewer, sanitation and recycling services. Miramar Code provides that all owners and occupants of residences and businesses in Miramar are required to have garbage collection service which is collected twice a week. Bulk pick up is also provided with this service once a month.

The Financial Services Department administers this program. As indicated in the Position Detail, this program is comprised of eleven (11) full-time budgeted positions.

FY 2023 Accomplishments

- Completed monthly Utility Billing for over 35,000 customer accounts generating annualized revenue over $50 million.
- Along with the Utilities Department, 85% of homes citywide are read via Sensus Analytics which allows meter readings in hourly intervals with the new VFlex integrated system.
- Assisted with completion of the 2022 Annual Comprehensive Financial Reporting (ACFR).
- Processed over 17,000 customer inquiries this year:
    - 35% related to new accounts/closures.
    - 5% related to payments agreements.
    - 60% related to general inquiries.
- Generated over 12,000 turn-offs with a revenue of $500 thousand.
- Generated late fee revenues of over $1.4 million.

FY 2024 Goals

- With collaboration between Meter Division, Sensus Analytics, and a third-party company, ensure customers are accurately billed.
- Send delinquent accounts to the collection agency.
- Record claim of lien for delinquent owner accounts.
- Continue to provide excellent customer service.

Program Revenues, Expenditures and Position Summary

Dedicated Revenues	Object Code	FY 2021 Actual	FY 2022 Actual	FY 2023 Budget	FY 2023 Revised	FY 2024 Budget
New Occupant Account	343313	$ 85,546	$ 87,000	$ 120,000	$ 120,000	$ 120,000
Delinquent Charge	343314	342,435	1,318,294	1,200,000	1,200,000	1,320,000
Other Service Charge	343315	29,074	119,468	100,000	100,000	110,000
New Property Residential	343317	—	100	—	—	—
New Property Commercial	343319	25	—	—	—	—
Termination Fee	343322	83,375	84,375	100,000	100,000	100,000
Credit Card Fee	347345	17,408	51,355	200,000	200,000	100,000
Total		**$ 557,863**	**$ 1,660,592**	**$ 1,720,000**	**$ 1,720,000**	**$ 1,750,000**
Expenditures by Program						
Utility Billing		**$ 1,784,941**	**$ 1,582,324**	**$ 2,058,600**	**$ 2,121,959**	**$ 2,316,000**
Expenditures by Category						
Personnel Services		$ 928,563	$ 996,107	$ 1,231,700	$ 1,231,700	$ 1,472,300
Operating Expense		856,378	541,435	826,900	826,900	843,700
Departmental Capital Outlay		—	44,783	—	63,359	—
Total		**$ 1,784,941**	**$ 1,582,324**	**$ 2,058,600**	**$ 2,121,959**	**$ 2,316,000**
Positions By Program						
Utility Billing		**10.00**	**10.00**	**10.00**	**10.00**	**11.00**
Position Detail						
Accounting Manager		1.00	1.00	1.00	1.00	1.00
Customer Service Specialist II*		—	—	—	1.00	—
Fiscal Operations Manager		—	—	—	—	1.00
Senior Utility Billing Manager		—	—	—	1.00	1.00
Senior Utility Billing Specialist*		4.00	4.00	4.00	1.00	1.00
Utility Billing Accounting Supervisor		1.00	1.00	1.00	—	—
Utility Billing Assistant Manager		—	—	—	1.00	1.00
Utility Billing Invoicing Coordinator		—	—	—	2.00	2.00
Utility Billing Manager		1.00	1.00	1.00	—	—
Utility Billing Manager - Account & Customer Service		—	—	—	1.00	1.00
Utility Billing Manager - Invoicing		1.00	1.00	1.00	1.00	1.00
Utility Billing Specialist I*		2.00	2.00	2.00	1.00	1.00
Utility Billing Specialist II*		—	—	—	—	1.00
Total FTE's		**10.00**	**10.00**	**10.00**	**10.00**	**11.00**

**Block Budget position*

Utility Billing Balanced Scorecard

Measures	Objectives	Series Status	FY 2022 Actual	FY 2023 Actual	FY 2024 Goal
Number of Open Payment Arrangement reports issued for the fiscal year		Q4 Actual	23.00	15.00	
		YTD Actual	191.00	90.00	
		EOY Target	22.00	100.00	100.00
		% Target	868.18%	90.00%	
		% Goal	100.00%	100.00%	
Meets budget target - Expenses	Finances	Q4 Actual	$459,963.11	$498,489.00	
		YTD Actual	$1,624,056.44	$1,922,015.00	
		EOY Target	$1,937,450.00	$2,121,959.00	$2,316,000.00
		% Target	83.82%	90.58%	
		% Goal	100.00%	100.00%	
Number of training sessions held/ offered	Improve supervisory leadership skills	Q4 Actual	4.00	1.00	
		YTD Actual	23.00	6.00	
		EOY Target	4.00	4.00	4.00
		% Target	575.00%	150.00%	
		% Goal	100.00%	100.00%	
Meets projected target - Expenses	Finances	Q4 Actual	$459,963.11	$498,489.00	
		YTD Actual	$1,624,056.44	$1,922,015.00	
		EOY Projection	$2,058,900.00	$2,006,289.00	$2,316,000.00
		% Target	78.88%	95.80%	
		% Goal	100.00%	100.00%	
Number of training sessions held/ offered	Career track to enhance staff training and development	Q4 Actual	3.00	2.00	
		YTD Actual	6.00	6.00	
		EOY Target	4.00	4.00	4.00
		% Target	150.00%	150.00%	
		% Goal	100.00%	100.00%	

Utility Billing Balanced Scorecard

Measures	Objectives	Series Status	FY 2022 Actual	FY 2023 Actual	FY 2024 Goal
Meets budget target - Revenues	Finances	Q4 Actual	$454,778.75	$440,370.00	
		YTD Actual	$1,659,677.59	$1,739,945.00	
		EOY Target	$1,595,000.00	$1,720,000.00	$1,750,000.00
		% Target	104.06%	101.16%	
		% Goal	100.00%	100.00%	
Number of updates per fiscal year	Maintain updated ownership records of water billing	Q4 Actual	412.00	345.00	
		YTD Actual	613.00	1,180.00	
		EOY Target	3.00	500.00	500.00
		% Target	20433.33%	236.00%	
		% Goal	100.00%	100.00%	
Meets projected target - Revenues	Finances	Q4 Actual	$454,778.75	$440,370.00	
		YTD Actual	$1,659,677.59	$1,739,945.00	
		EOY Projection	$1,720,000.00	$1,720,000.00	$1,750,000.00
		% Target	96.49%	101.16%	
		% Goal	100.00%	100.00%	
Number of work orders in Ticketing Systems	Finalize work orders prior to expiration of overdue service level agreements	Q4 Actual	1,992.00	2,142.00	
		YTD Actual	7,947.00	8,103.00	
		EOY Target	3,000.00	7,000.00	7,000.00
		% Target	264.90%	115.76%	
		% Goal	100.00%	100.00%	
Number of accounts sent to collections		Q4 Actual		100.00	
		YTD Actual		1,625.00	
		EOY Target		3,500.00	3,500.00
		% Target		46.43%	
		% Goal		100.00%	

FY23 actuals (revenues and expenses) are as of 11/08/2023.

End of year targets exclude year-end budget amendments.

Utility Billing FTE's by Program

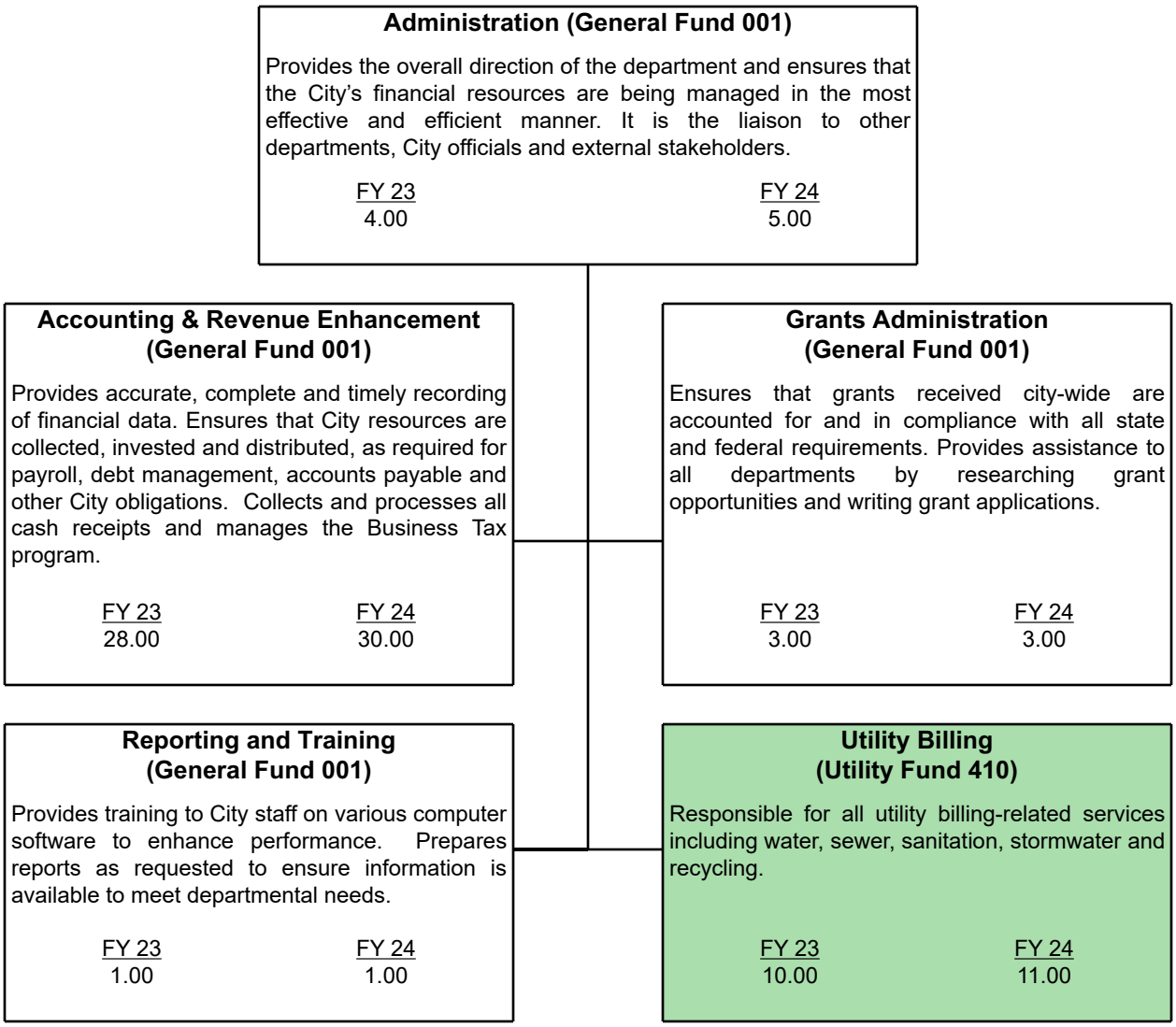

Utility Billing—410-10-110-513-

Object #	Account Description	FY 2021 Actual	FY 2022 Actual	FY 2023 Budget	FY 2023 Revised	FY 2024 Budget
	Personnel Services					
601200	Employee Salaries	$ 565,157	$ 580,396	$ 727,000	$ 727,000	$ 930,700
601205	Lump Sum Payout - Accrued Time	56,372	25,273	41,400	41,400	55,400
601210	Non-Pensionable Earnings	—	2,000	—	—	—
601215	Communication Stipend	3,900	3,900	3,900	3,900	3,900
601220	Longevity	2,734	3,062	3,100	3,100	10,200
601400	Overtime-General	13,672	39,425	45,000	45,000	45,000
601410	Overtime-Holiday	59	1,024	2,600	2,600	2,600
601412	Overtime-Emergency	—	—	200	200	200
602100	FICA & MICA	46,660	48,109	62,100	62,100	79,300
602210	Pension-General	58,655	263,599	89,600	89,600	95,100
602235	Pension-Senior Mgmt	43,289	(160,488)	57,200	57,200	73,200
602265	Pension-457	3,514	5,986	5,600	5,600	15,100
602300	Pmt In Lieu Of Insurance	5,611	5,611	5,600	5,600	11,200
602304	Health Insurance-PPO	—	—	—	—	14,600
602305	Health Insurance-HMO	75,774	74,109	83,200	83,200	45,500
602306	Dental Insurance-PPO	2,686	2,913	3,100	3,100	4,500
602307	Dental Insurance-HMO	1,226	969	1,200	1,200	1,000
602309	Basic Life	1,136	1,623	2,100	2,100	2,700
602311	Long-Term Disability	345	846	1,000	1,000	5,300
602312	HDHP Aetna	43,224	48,304	59,900	59,900	35,100
602313	HSA Payflex	8,400	9,100	9,800	9,800	9,600
602400	Workers' Compensation	31,600	31,600	28,100	28,100	32,100
602600	OPEB	(35,449)	8,746	—	—	—
	Sub-Total	928,563	996,107	1,231,700	1,231,700	1,472,300
	Operating Expense					
603190	Prof Svcs-Other	65,604	77,060	100,000	99,000	120,000
603200	Audit Fees	39,600	39,600	40,000	40,000	56,000
603400	Contract Svc-Other	—	—	—	2,000	5,000
603425	Software License & Maint	4,874	2,973	5,200	5,700	5,200
603470	Temporary Help	46,447	54,843	100,000	100,000	110,000
604001	Travel & Training	—	7,153	8,000	34,500	15,000
604200	Postage	166,533	218,088	323,200	322,700	323,200
604301	Electricity Svcs	3,321	5,640	5,400	5,400	5,600
604500	Risk Internal Svcs Charge	2,200	9,400	7,700	7,700	7,200
604550	Health Ins Internal Serv Chg	25,300	13,700	13,000	13,000	14,100
604650	R&M Office Equip	—	—	500	500	500
604700	Printing & Binding Svc	1,978	2,034	2,500	32,500	30,000
604901	Credit Card Svcs Fees	488,753	79,462	200,000	138,000	100,000
604931	Recording Fees	—	1,500	1,500	1,500	2,000
605100	Office Supplies	2,950	2,100	4,400	4,400	10,000
605120	Computer Operating Expenses	4,376	1,815	5,500	5,500	5,500
605240	Uniforms Cost	—	920	600	5,600	5,000
605250	Noncap Furn (Item less 5000)	2,020	1,081	3,200	3,200	3,200
605290	Other Operating Supplies	984	24,067	2,000	1,000	2,000
605410	Subscriptions & Memberships	50	—	200	2,200	1,200
605500	Training-General	1,389	—	—	—	—
605510	Tuition Reimbursement	—	—	4,000	2,500	23,000
	Sub-Total	856,378	541,435	826,900	826,900	843,700
	Departmental Capital Outlay					
606211	Minor Building Repairs	—	44,783	—	63,359	—
	Sub-Total	—	44,783	—	63,359	—
	Total	**$ 1,784,941**	**$ 1,582,324**	**$ 2,058,600**	**$ 2,121,959**	**$ 2,316,000**

Utility Billing Budget Justification

Object #	Account Description	Justification
Revenue		
343313	New Occupant Account	Administrative fee of $25 charged every time an occupant opens a new account.
343314	Delinquent Charge	This fee is assessed on the current portion of utility bills when they become past due on a monthly basis.
343315	Other Service Charge	Revenue derived from Utility Billing fees such as turn off fees, NSF fees, late fees, etc.
343322	Termination Fee	Revenue derived from fees for termination of utility service.
347345	Credit Card Fee	Credit card fee of to help recover credit card fees charged by our electronic vendors for all credit/debit card transactions. Fee is consistent with fees charged by other municipalities.
Expense		
601400	Overtime-General	Overtime is necessary to meet commitments and scheduled deadlines such as, software conversion, billing, counter customer service, etc. Implementation of ERP modules continues. Revenue Enhancement: $26,200 - General Support; $45,000 - Utility Billing - General Support
601410	Overtime-Holiday	This expenditure is for overtime hours worked on contractual holidays per the individual collective bargaining agreements. $8,800 - Revenue Enhancement - Overtime - Holiday - Clerical Support; $2,600 - Utility Billing - Overtime - Holiday - Clerical Support
601412	Overtime-Emergency	The cost for coverage for emergencies and unanticipated personnel shortages for GAME employees. $200 - Utility Billing - Overtime-Emergencies - Personnel Support
603190	Prof Svcs-Other	This cost incurred for non-employee services including the production of utility bills and system support provided by Third Party vendors. $120,000 - Utility Billing - Professional Services for Printing and mailing of City Bills and Statements
603200	Audit Fees	Contracted cost between the City and its external auditors for the annual year-end financial audit. The cost is allocated between Financial Services (General Fund-001) and Utility Billing (Utility Fund-410) as shown below: $94,000 - Financial Services (General Fund-001) $56,000 - Utility Billing (Utility Fund-410)
603400	Contract Svc-Other	This fund pays for shredding services that are provided to the Utility Billing division
603425	Software License & Maint	This account records the annual license and maintenance costs for meter reading software and for the modular mailing system used to send various customer communications. $4,000 - Software License & Maintenance - Inserting machine for Utility Billing mailing of invoices and statements. $1,200 - Check In System - customer queuing system which (1) sorts and organizes customers into a check list, (2) sort visitors and notify the correct department or staff member and (3) track wait times.
603470	Temporary Help	This account represents costs associated with providing additional professional staff for clerical support to maintain work flow during extended employee absences. $110,000 - Utility Billing - Temporary Services - Clerical Support
604001	Travel & Training	This account is for out-of-town travel and accommodations for specialized training and certification courses or conferences, such as Munis Conference, which includes registration, airline travel, meals, etc.
604200	Postage	This account is used to record postage changes incurred for the mailing of utility bills, late notices and customer communication including those sent to the Lockbox processor and subsequently re-routed to the Utility Billing department for follow up. US Postal service charges for providing customer address updates/changes are also recorded in this account.
604301	Electricity Svcs	This account represents allocated costs for electricity usage.
604500	Risk Internal Svcs Charge	This is a restricted account for allocated property and liability insurance premiums as provided by HR-Risk Management.
604550	Health Ins Internal Serv Chg	Funds the City's wellness program that encourage employees to adopt healthy habits through education, incentives and an on-site clinic.
604650	R&M Office Equip	Represents costs associated with repair and maintenance of small office equipment and mailer equipment.
604700	Printing & Binding Svc	This fund is for New Account Customer Welcome Packages, leak detection toilet tablets and water conservation rulers and other educational literature. Increase will cover cost for these items to provide City Of Miramar residents/customers.
604901	Credit Card Svcs Fees	Bank charges for handling credit card payments. Decreased due to reduced credit card fee.
604931	Recording Fees	This cost is for required fees paid to record and release utility liens such as sewer loans and delinquent utility bills.
605100	Office Supplies	This cost is for desktop office supplies such as pens, pencils, etc., to conduct the operation of the office.
605120	Computer Operating Expenses	This cost is for Print Management Service Agreement and computer related items - $5,500

Object #	Account Description	Justification
605240	Uniforms Cost	This expenditure represents funding for uniforms for employees which includes, but not limited to t-shirts, hats, uniform rental and safety shoes on an average of $125.00 annually per person per year.
605250	Noncap Furn (Item less 5000)	This is for furniture that cost less than $5,000 per unit. Utility Billing: Cubicle panels and desk chairs and other items, such as file cabinets, as needed.
605290	Other Operating Supplies	The anticipated amount of funding required for miscellaneous expenditures not included in other accounts. Includes funding for additional fill, plants, and sod for restoration.
605410	Subscriptions & Memberships	This includes $1,200 for Annual membership for SFGFOA, AWWA and NFPBA.
605510	Tuition Reimbursement	Education assistance to permanent employees that is associated with a certificate or degree program at a community college or state college/university. Education must be related to the employee's present position or have the ability to assist in a promotional opportunity. The cost covers books and lab fees associated with the course. $23,000 - Tuition Reimbursement - Utility Billing - Continuing Education

Utilities Department

Mission

To provide the City's residents and businesses with safe drinking water, wastewater treatment and disposal services in compliance with federal, state and local agencies' rules and regulations.

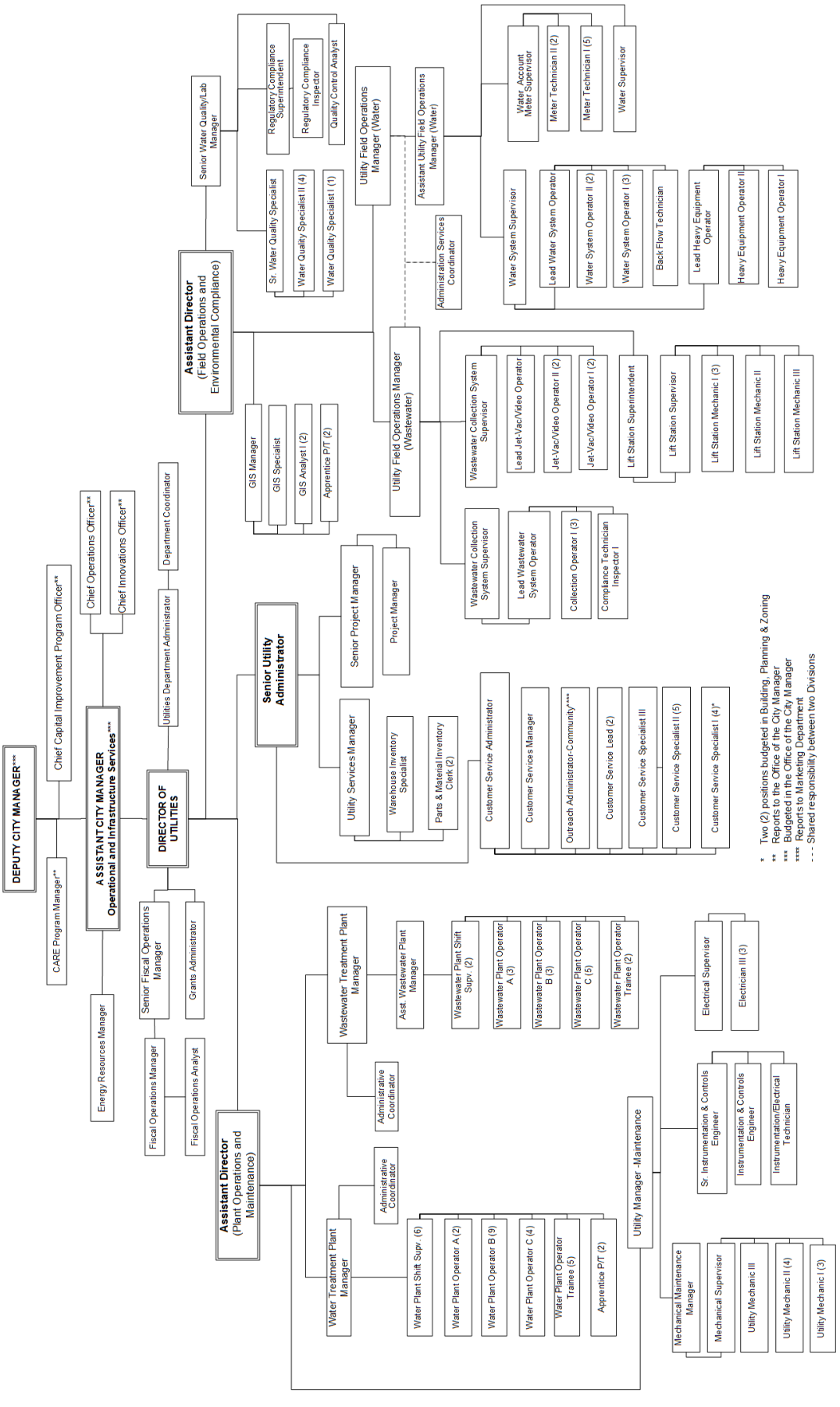
DEPUTY CITY MANAGER***
CARE Program Manager**
Chief Capital Improvement Program Officer**
ASSISTANT CITY MANAGER
Operational and Infrastructure Services***
Chief Operations Officer**
Chief Innovations Officer**
Energy Resources Manager
DIRECTOR OF UTILITIES
Utilities Department Administrator
Department Coordinator
Senior Fiscal Operations Manager
Grants Administrator
Fiscal Operations Manager
Fiscal Operations Analyst
Assistant Director
(Plant Operations and Maintenance)
Assistant Director
(Field Operations and Environmental Compliance)
Senior Utility Administrator
Senior Water Quality/Lab Manager
Regulatory Compliance Superintendent
Regulatory Compliance Inspector
Quality Control Analyst
Sr. Water Quality Specialist
Water Quality Specialist II (4)
Water Quality Specialist I (1)
GIS Manager
GIS Specialist
GIS Analyst I (2)
Apprentice P/T (2)
Senior Project Manager
Project Manager
Utility Services Manager
Warehouse Inventory Specialist
Parts & Material Inventory Clerk (2)
Utility Field Operations Manager (Water)
Assistant Utility Field Operations Manager (Water)
Administration Services Coordinator
Water System Supervisor
Water Account Meter Supervisor
Meter Technician II (2)
Meter Technician I (5)
Water Supervisor
Lead Water System Operator
Water System Operator II (2)
Water System Operator I (3)
Back Flow Technician
Lead Heavy Equipment Operator
Heavy Equipment Operator II
Heavy Equipment Operator I
Utility Field Operations Manager (Wastewater)
Wastewater Collection System Supervisor
Lead Jet-Vac/Video Operator
Jet-Vac/Video Operator II (2)
Jet-Vac/Video Operator I (2)
Lift Station Superintendent
Lift Station Supervisor
Lift Station Mechanic I (3)
Lift Station Mechanic II
Lift Station Mechanic III
Wastewater Collection System Supervisor
Lead Wastewater System Operator
Collection Operator I (3)
Compliance Technician Inspector I
Customer Service Administrator
Customer Services Manager
Outreach Administrator-Community****
Customer Service Lead (2)
Customer Service Specialist III
Customer Service Specialist II (5)
Customer Service Specialist I (4)*
Wastewater Treatment Plant Manager
Asst. Wastewater Plant Manager
Wastewater Plant Shift Supv. (2)
Wastewater Plant Operator A (3)
Wastewater Plant Operator B (3)
Wastewater Plant Operator C (5)
Wastewater Plant Operator Trainee (2)
Administrative Coordinator
Water Treatment Plant Manager
Administrative Coordinator
Water Plant Shift Supv. (6)
Water Plant Operator A (2)
Water Plant Operator B (9)
Water Plant Operator C (4)
Water Plant Operator Trainee (5)
Apprentice P/T (2)
Utility Manager -Maintenance
Electrical Supervisor
Electrician III (3)
Sr. Instrumentation & Controls Engineer
Instrumentation & Controls Engineer
Instrumentation/Electrical Technician
Mechanical Maintenance Manager
Mechanical Supervisor
Utility Mechanic III
Utility Mechanic II (4)
Utility Mechanic I (3)
* Two (2) positions budgeted in Building, Planning & Zoning
** Reports to the Office of the City Manager
*** Budgeted in the Office of the City Manager
**** Reports to Marketing Department
- - - Shared responsibility between two Divisions

Utilities Organizational Chart

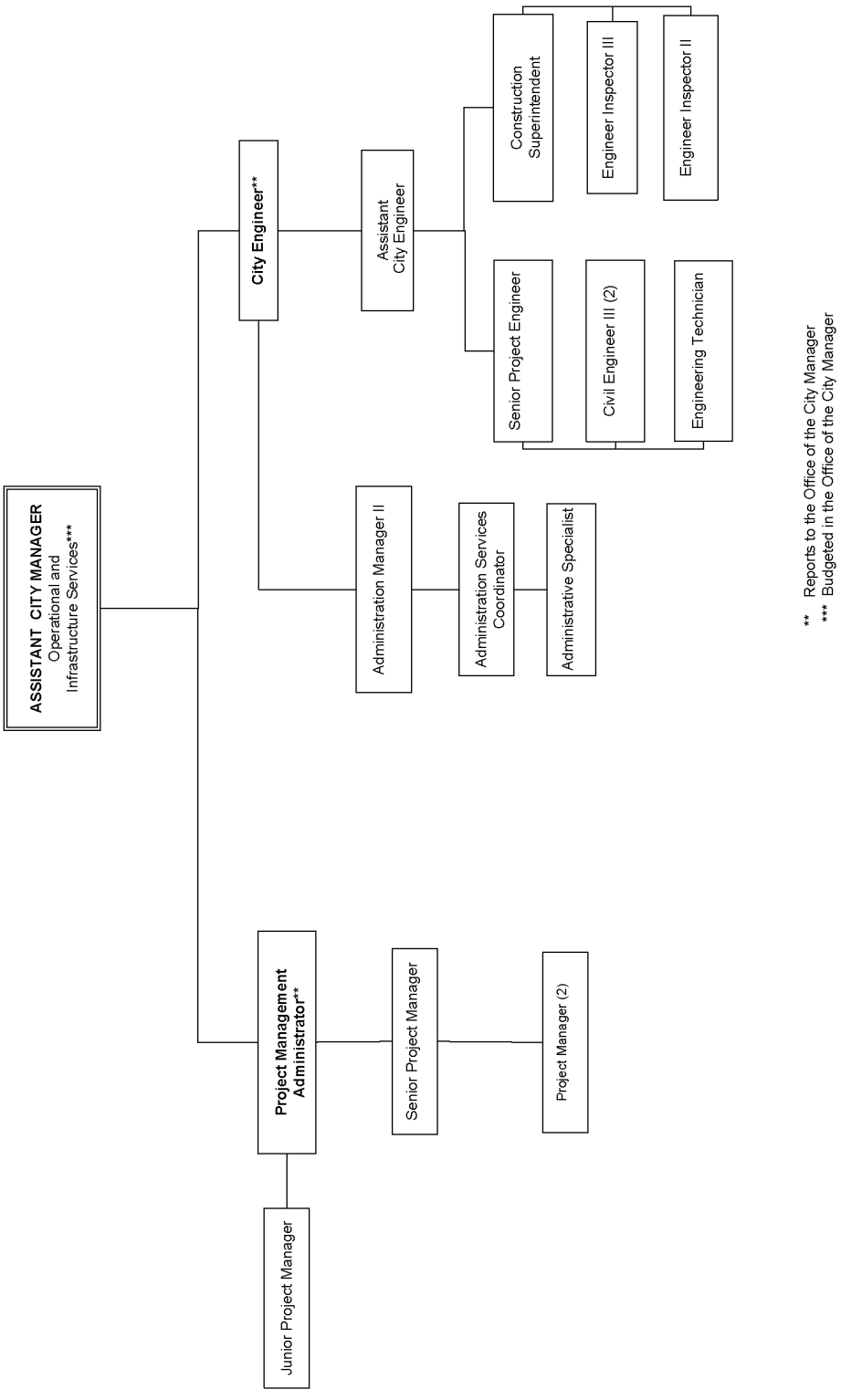

MIRAMAR
BEAUTY AND PROGRESS
EST 1955

Department Overview

The Utilities operation is a pure and essential government service recognized as a business enterprise. Contrary to other departmental operations, this department's functions are directly drawn from an "Enterprise Fund" that earns its revenues by selling water and wastewater services. This business characteristic has long been recognized as a viable revenue source based on water, wastewater and other infrastructure assets. This return on revenue assets allows the City to fulfill a primary function in providing effective & environmentally sound water treatment, wastewater treatment and disposal services. In the provision of these services, it is critical to meet regulatory guidelines in order to sustain the health and safety of citizens and customers of the City of Miramar. It is the goal of this Department to provide our residents, customers and the business community a clean, safe and productive environment through high water quality and infrastructure enhancement.

As indicated in the Position Detail, this department is comprised of 174 budgeted positions, 172 full-time and four (2 FTEs) part-time employees.

The twelve major programs provided are:

1. Administration
2. Office of Operational Services
3. Electrical Instrumentation and Control
4. Water Treatment and Supply
5. Wastewater Treatment and Disposal
6. Plant Maintenance
7. Water Transmission & Distribution Maintenance
8. Water Accountability
9. Wastewater Collection Maintenance
10. Water and Wastewater Quality Control
11. Support Services
12. Engineering & Strategic Development

FY 2023 Accomplishments

- Reclaimed Water System Expansion / West of I-75 & T&D Improvements: Design completed.
- Country Club Ranches Watermain Improvements - Phase 1 was completed.
- Country Club Ranches Watermain Improvements- Phase 2: Design and Permitting completed.
- West Water Treatment Plant Expansion and Upgrades: Completed the Design and Permit for 2.5 MGD reverse osmosis (RO) filtration and currently in the bidding process.

- Wastewater Reclamation Facility Capacity and Upgrades: Completing the design of the full cleaning and rehabilitation of the Anaerobic Digesters and completed the bid document.
- Leak detection and service line replacement – completed 70 service lines.
- Completed Rehabilitation of 2 Lift Stations and cleaning 42 wet wells.
- Advanced Metering Infrastructure (AMI) – installed over 100 pressure sensor profiles for water pressure management.
- Installation of a reclaimed water flow meter at the WWRF to monitor the reclaimed water flow for internal plant consumption.
- Added two new connections to the reclaimed water system distribution at 12421 Miramar Parkway and 2700 South Flamingo Road.
- Approved to receive surtax funds in the amount of $506,020 for design of Bass Creek Road construction within Country Club ranches.
- Completed two (2) CIP Projects:
  - Ansin Sports Complex - Access Road
  - Westbound right turn lane at Miramar Parkway and Dykes Road
- Completed one (1) project funded through a grant by Broward MPO:
  - Roundabout at SW 148 Avenue and Bass Creek Road intersection

- Received Local Agency Program (LAP) certification to receive grant funds from FDOT for the following CIP Projects:
  - Miramar Bike and Pedestrian Mobility Improvements
  - Historic Miramar Complete Streets Phase III
  - Sidewalk improvements around A.C. Perry

FY 2024 Goals

- Anticipate the modification of the City's Water Use Permit for increased allocation at the eastern and western wellfields.
- Start the construction of the West Water Treatment Plant for an additional 2.5 MGD treatment capacity.
- Complete the construction of the reclaimed water system expansion west of Dykes Road.
- Start implementing components of the master plans for water distribution and wastewater collection system.
- Start construction of first segment of Pembroke Road extension to US-27.
- Continue to pursue grant funds for roadway and mobility projects.
- Start construction of Historic Miramar Technology Village Roadway Improvements.
- Work with the Broward MPO to incorporate City's transportation projects in their Metropolitan Transportation Plan (MTP) 2050.
- Completion of Capital Improvement Projects:
  - Historic Miramar Innovation & Technology Village – Perry Middle School Park
  - Fire Station 107 – Driveway Expansion
  - Dr. Roy L. Virgin - West Water Treatment Plant Lab and Office Space
  - Waste Water Reclamation Facility – Building N 2nd Floor Renovation
  - Facilities Capital Improvement – West District Police Substation Phase 2 Tile Roof Replacement
  - Fire Station Bay Door Replacement - Fire Station #19 and #100
  - Design Services - New Community Recreation Center
  - Design Services – Town Center Informational Signage
  - Design Services – HR (Human Resource Dept.) Interior Renovations

Nanofiltration at East Water Treatment Plant

Program Revenue, Expenditures and Positions Summary

Dedicated Revenues	FY 2021 Actual	FY 2022 Actual	FY 2023 Budget	FY 2023 Revised	FY 2024 Budget
Engineering & Strategic Development	$ 936,764	$ 397,600	$ 200,000	$ 200,000	$ 200,000
Total	**$ 936,764**	**$ 397,780**	**$ 200,000**	**$ 200,000**	**$ 200,000**
Expenditures by Program					
Administration	$ 2,412,417	$ 3,876,345	$ 3,995,000	$ 3,990,000	$ 4,750,600
Office of Operational Services	1,939,732	1,655,272	2,258,200	2,178,200	2,891,410
Electrical Instrumentation & Control	968,648	1,175,535	1,117,600	1,156,566	1,576,550
Water Treatment & Supply	4,982,958	7,138,858	7,521,400	7,687,601	7,653,700
Wastewater Treatment & Disposal	4,224,080	4,886,025	6,027,400	6,179,232	6,424,050
Plant Maintenance	1,253,856	1,645,997	1,563,800	1,563,800	1,725,100
Water Transmission & Distribution Maintenance	1,636,414	2,118,150	2,111,500	2,095,406	2,385,700
Water Accountability	1,300,689	1,428,934	1,293,800	1,348,187	1,328,800
Wastewater Collection Maintenance	4,735,942	5,506,155	4,986,700	5,499,616	4,898,500
Water & Wastewater Quality Control	1,049,953	1,200,965	1,429,400	1,480,310	1,960,500
Support Services	808,684	534,542	962,700	962,700	1,029,900
Engineering & Strategic Development	2,051,272	1,836,752	2,855,200	2,805,200	2,024,650
Total	**$ 27,364,645**	**$ 33,003,529**	**$ 36,122,700**	**$ 36,946,817**	**$ 38,649,460**
Expenditures by Category					
Personnel Services	$ 17,025,054	$ 19,515,150	$ 20,758,400	$ 20,758,400	$ 22,649,700
Operating Expense	9,591,176	12,333,558	14,733,000	14,326,984	15,138,860
Capital Outlay	748,415	1,154,821	631,300	1,861,432	860,900
Total	**$ 27,364,645**	**$ 33,003,529**	**$ 36,122,700**	**$ 36,946,817**	**$ 38,649,460**
Positions by Program					
Administration	20.50	17.00	18.00	19.00	22.50
Office of Operational Services	14.00	18.00	15.00	17.00	19.00
Electrical Instrumentation & Control	6.00	6.00	6.00	6.00	7.00
Water Treatment & Supply (East-12 & West-11)	24.00	24.00	28.00	28.00	27.00
Wastewater Treatment & Disposal	15.00	15.00	17.00	17.00	17.00
Plant Maintenance	11.00	11.00	11.00	11.00	11.00
Water Transmission & Distribution Maintenance	14.00	14.00	14.00	14.00	13.00
Water Accountability	8.00	7.00	7.00	7.00	7.00
Wastewater Collection Maintenance	24.00	24.00	24.00	24.00	23.00
Water & Wastewater Quality Control	8.00	8.00	7.00	7.00	10.00
Support Services	5.50	5.50	5.50	5.50	5.50
Engineering & Strategic Development	15.00	14.50	16.50	16.50	12.00
Total	**165.00**	**164.00**	**169.00**	**172.00**	**174.00**

Position Detail	FY 2021 Actual	FY 2022 Actual	FY 2023 Budget	FY 2023 Revised	FY 2024 Budget
Administration Services Coordinator	2.00	2.00	2.00	2.00	2.00
Administrative Clerk II	1.00	—	—	—	—
Administrative Coordinator	1.00	3.00	3.00	2.00	2.00
Administrative Manager I	1.00	—	—	—	—
Administrative Manager II	—	1.00	1.00	1.00	1.00
Administrative Secretary II	1.00	—	—	—	—
Administrative Specialist	—	1.00	1.00	1.00	1.00
Apprentice - Part-time (4)	1.50	2.00	2.00	2.00	2.00
Assistant City Engineer	1.00	1.00	1.00	1.00	1.00
Assistant City Manager	—	1.00	—	—	—
Assistant Director of Utilities	2.00	2.00	2.00	2.00	2.00
Assistant Field Operations Manager	—	—	—	1.00	1.00
Assistant Utility Manager	1.00	—	—	—	—
Assistant Water System Superintendent	1.00	—	—	—	—
Audio Visual Manager	1.00	1.00	—	—	—
Backflow Technician	—	—	—	1.00	1.00
C.A.R.E. Program Manager	1.00	1.00	1.00	1.00	1.00
C.A.R.E. Program Specialist	1.00	—	—	—	—
C.A.R.E. Support - Temp Part-time	0.50	—	—	—	—
Chief Capital Improvement Program Officer	—	1.00	1.00	1.00	1.00
Chief Innovation Officer	—	—	1.00	1.00	1.00
Chief Operations Officer	1.00	1.00	1.00	1.00	1.00
Chief Utility Engineer	1.00	—	—	—	—
Chief Wastewater Plant Operator	1.00	1.00	1.00	—	—
Chief Water Plant Operator	2.00	1.00	1.00	—	—
City Engineer	1.00	1.00	1.00	1.00	1.00
Civil Engineer I*	1.00	1.00	1.00	—	—
Civil Engineer III*	1.00	1.00	1.00	2.00	2.00
Collection Operator I*	3.00	3.00	3.00	3.00	3.00
Collection Operator II*	1.00	1.00	1.00	—	—
Compensation Program Specialist - Temp Part-time	0.50	—	—	—	—
Compliance Technician Inspector I	1.00	1.00	1.00	1.00	1.00
Construction Superintendent	1.00	1.00	1.00	1.00	1.00
Customer Service Administrator	—	1.00	1.00	1.00	1.00
Customer Service Lead	—	—	—	2.00	2.00
Customer Service Specialist I	1.00	—	—	2.00	2.00
Customer Service Specialist II	5.00	5.00	5.00	2.00	5.00
Customer Service Specialist III	—	—	—	1.00	1.00
Customer Service Support - Temp Part-time	1.50	—	—	—	—
Customer Services Manager	—	1.00	1.00	1.00	1.00
Department Coordinator	1.00	1.00	1.00	1.00	1.00
Director of Utilities	1.00	1.00	1.00	1.00	1.00
Economic & Development Manager	—	1.00	—	—	—
Electrical Supervisor*	1.00	1.00	1.00	1.00	1.00
Electrician II*	1.00	1.00	1.00	—	—
Electrician III*	1.00	2.00	2.00	3.00	3.00
Employee & Labor Relations Specialist	—	1.00	1.00	1.00	—
Energy Resources Manager	—	1.00	1.00	1.00	1.00
Engineer Inspector II	1.00	1.00	1.00	1.00	1.00
Engineer Inspector III	1.00	1.00	1.00	1.00	1.00
Engineering Technician	1.00	1.00	1.00	1.00	1.00
Environmental Scientist II	—	5.00	5.00	—	—
Executive Administrator	1.00	—	—	—	—
Fiscal Operations Analyst	1.00	1.00	1.00	1.00	1.00
Fiscal Operations Management Controller	1.00	—	—	—	—
Fiscal Operations Manager	1.00	1.00	1.00	1.00	1.00
GIS Analyst I	2.00	2.00	2.00	2.00	2.00

Position Detail	FY 2021 Actual	FY 2022 Actual	FY 2023 Budget	FY 2023 Revised	FY 2024 Budget
GIS Manager	1.00	1.00	2.00	1.00	1.00
GIS Specialist	—	—	—	1.00	1.00
Grants Administrator	—	—	—	1.00	1.00
Heavy Equipment Operator I	1.00	1.00	1.00	1.00	1.00
Heavy Equipment Operator II	1.00	1.00	1.00	1.00	1.00
Instrumentation & Controls Engineer	—	1.00	1.00	1.00	1.00
Instrumentation/Electrical Technician	—	—	—	1.00	1.00
Jet-Vac/Video Operator I*	4.00	4.00	4.00	2.00	2.00
Jet-Vac/Video Operator II*	2.00	1.00	1.00	2.00	2.00
Junior Project Manager	—	1.00	1.00	1.00	1.00
Laboratory Technician II	5.00	—	—	—	—
Lead Heavy Equipment Operator	1.00	1.00	1.00	1.00	1.00
Lead Jet-Vac Video Operator	—	—	—	1.00	1.00
Lead Lift Station Mechanic	1.00	—	—	—	—
Lead Utility Mechanic	—	1.00	1.00	—	—
Lead Wastewater System Operator	1.00	1.00	1.00	1.00	1.00
Lead Water Meter Operator	1.00	1.00	1.00	—	—
Lead Water System Operator	1.00	1.00	1.00	1.00	1.00
Lift Station Mechanic I*	3.00	3.00	3.00	3.00	3.00
Lift Station Mechanic II*	2.00	2.00	2.00	1.00	1.00
Lift Station Mechanic III*	—	—	—	1.00	1.00
Lift Station Superintendent	—	1.00	1.00	1.00	1.00
Lift Station Supervisor*	1.00	1.00	1.00	1.00	1.00
Mechanical Maintenance Manager	—	—	—	1.00	1.00
Mechanical Supervisor	1.00	1.00	1.00	1.00	1.00
Meter Supervisor	1.00	—	—	—	—
Meter Technician*	5.00	—	—	—	—
Meter Technician I*	—	3.00	3.00	5.00	5.00
Meter Technician II*	—	2.00	2.00	2.00	2.00
Outreach Administrator - Community	—	1.00	1.00	1.00	1.00
Parts & Material Inventory Clerk	2.00	2.00	2.00	2.00	2.00
Programming Engineer	1.00	1.00	1.00	—	—
Project Analyst	—	—	—	1.00	1.00
Project Management Administrator	1.00	1.00	1.00	1.00	1.00
Project Manager	4.00	3.00	3.00	2.00	2.00
Projects Coordinator	1.00	—	—	—	—
Quality Control Analyst	—	—	1.00	1.00	1.00
Regulatory Compliance Inspector	—	—	—	1.00	1.00
Regulatory Compliance Officer	1.00	1.00	1.00	—	—
Regulatory Compliance Superintendent	—	—	—	1.00	1.00
Senior Fiscal Operations Manager	—	1.00	1.00	1.00	1.00
Senior Instrumentation & Controls Engineer	—	—	—	1.00	1.00
Senior Project Engineer	1.00	1.00	1.00	1.00	1.00
Senior Project Manager	2.00	2.00	2.00	2.00	2.00
Senior Utility Administrator	—	1.00	1.00	1.00	1.00
Senior Water Quality/Lab Manager	—	—	—	1.00	1.00
Senior Water Quality Specialist	—	—	—	1.00	1.00
Utilities Department Administrator	1.00	1.00	1.00	1.00	1.00
Utility Billing Specialist II	—	—	—	1.00	—
Utility Field Operations Manager	1.00	1.00	1.00	2.00	2.00
Utility Inspector	1.00	1.00	1.00	—	—
Utility Instrumentation Engineer I	1.00	—	—	—	—
Utility Locator I	1.00	1.00	—	—	—
Utility Manager - Maintenance	—	1.00	1.00	1.00	1.00

Position Detail	FY 2021 Actual	FY 2022 Actual	FY 2023 Budget	FY 2023 Revised	FY 2024 Budget
Utility Mechanic I	4.00	3.00	3.00	3.00	3.00
Utility Mechanic II	4.00	4.00	4.00	4.00	4.00
Utility Mechanic III	2.00	1.00	1.00	1.00	1.00
Utility Service Administrator	2.00	—	—	—	—
Utility Service Safety Officer	1.00	—	—	—	—
Utility Services Manager	—	1.00	1.00	1.00	1.00
Warehouse Inventory Specialist	1.00	1.00	1.00	1.00	1.00
Wastewater Collection System Superintendent	1.00	1.00	1.00	—	—
Wastewater Collection System Supervisor	2.00	2.00	2.00	2.00	2.00
Wastewater Plant Operator A*	2.00	2.00	2.00	3.00	3.00
Wastewater Plant Operator B*	2.00	3.00	3.00	3.00	3.00
Wastewater Plant Operator C*	5.00	5.00	5.00	5.00	5.00
Wastewater Plant Operator Trainee*	2.00	1.00	3.00	2.00	2.00
Wastewater Plant Shift Supervisor	3.00	3.00	3.00	2.00	2.00
Wastewater Treatment Plant Assistant Manager	—	—	—	1.00	1.00
Wastewater Treatment Plant Manager	—	—	—	1.00	1.00
Water Account Meter Supervisor	—	—	—	1.00	1.00
Water Quality Specialist I	—	—	—	—	1.00
Water Quality Specialist II	—	—	—	4.00	4.00
Water Plant Operator A*	1.00	2.00	2.00	2.00	2.00
Water Plant Operator B*	8.00	7.00	7.00	9.00	9.00
Water Plant Operator C*	5.00	6.00	6.00	4.00	4.00
Water Plant Operator Trainee	2.00	1.00	5.00	5.00	5.00
Water Plant Shift Supervisor	6.00	6.00	6.00	6.00	6.00
Water Quality/Lab Manager	1.00	1.00	1.00	—	—
Water Supervisor	—	1.00	1.00	1.00	1.00
Water System Operator I*	4.00	4.00	4.00	3.00	3.00
Water System Operator II*	3.00	3.00	3.00	2.00	2.00
Water System Superintendent	1.00	1.00	1.00	—	—
Water System Supervisor	1.00	1.00	1.00	1.00	1.00
Water Treatment Plant Manager	—	1.00	1.00	1.00	1.00
Total FTE's	**165.00**	**164.00**	**169.00**	**172.00**	**174.00**

** Block Budgeted positions*

Measures	Objectives	Series Status	FY 2022 Actual	FY 2023 Actual	FY 2024 Goal
Number of calls into the call center	Provide Quality Customer Service	Q4 Actual	19,452.00	20,981.00	
		YTD Actual	110,126.00	82,194.00	
		EOY Target	60,000.00	60,000.00	60,000.00
		% Target	183.54%	136.99%	
		% Goal	100.00%	100.00%	
Number of e-mails into the call center	Provide Quality Customer Service	Q4 Actual	3,363.00	9,476.00	
		YTD Actual	25,833.00	30,868.00	
		EOY Target	12,000.00	12,000.00	12,000.00
		% Target	215.28%	257.23%	
		% Goal	100.00%	100.00%	
Average Customer Wait Time to Answer Calls	Provide Quality Customer Service	Q4 Actual	2.29	5.35	
		YTD Actual	3.50	3.72	
		EOY Target	120.00	7.00	7.00
		% Target	2.92%	53.14%	
		% Goal	100.00%	100.00%	
Number of after hours calls	Provide Quality Customer Service	Q4 Actual	2,035.00	1,008.00	
		YTD Actual	5,700.00	7,329.00	
		EOY Target	3,800.00	3,800.00	3,800.00
		% Target	150.00%	192.87%	
		% Goal	100.00%	100.00%	
Number of field assessments	Provide Quality Customer Service	Q4 Actual	4.00	5.00	
		YTD Actual	11.00	12.00	
		EOY Target	120.00	12.00	12.00
		% Target	9.17%	100.00%	
		% Goal	100.00%	100.00%	

Utilities Balanced Scorecard

Measures	Objectives	Series Status	FY 2022 Actual	FY 2023 Actual	FY 2024 Goal
Number of Requests Entered	Promote Accountability by Monitoring the Volume of Work-Orders	Q4 Actual	750.00	791.00	
		YTD Actual	5,292.00	4,489.00	
		EOY Target	2,900.00	2,900.00	2,900.00
		% Target	182.48%	154.79%	
		% Goal	100.00%	100.00%	
Customer service training	Continued Customer Service Improvements	Q4 Actual	2.00	1.00	
		YTD Actual	4.00	16.00	
		EOY Target	4.00	4.00	4.00
		% Target	100.00%	400.00%	
		% Goal	100.00%	100.00%	
Outreach Events	Engage Stakeholders in Water Resource Systems, Protection and Conservation Endeavors	Q4 Actual	1.00	1.00	
		YTD Actual	10.00	8.00	
		EOY Target	16.00	16.00	16.00
		% Target	62.50%	50.00%	
		% Goal	100.00%	100.00%	
Proficiency evaluations	Continued Customer Service Improvements	Q4 Actual	—	1.00	
		YTD Actual	3.00	6.00	
		EOY Target	12.00	12.00	12.00
		% Target	25.00%	50.00%	
		% Goal	100.00%	100.00%	
Number of meter turn-offs and turn-ons	Promote Accountability by Monitoring the Volume of Work-Orders	Q4 Actual	1,716.00	6,902.00	
		YTD Actual	19,686.00	21,240.00	
		EOY Target	24,000.00	24,000.00	24,000.00
		% Target	82.20%	88.50%	
		% Goal	100.00%	100.00%	

Utilities Balanced Scorecard

Measures	Objectives	Series Status	FY 2022 Actual	FY 2023 Actual	FY 2024 Goal
Number of water accounts read	Promote Accountability by Monitoring the Volume of Work-Orders	Q4 Actual	103,779.00	104,400.00	
		YTD Actual	103,268.75	347,502.00	
		EOY Target	102,000.00	416,568.00	416,568.00
		% Target	101.24%	83.42%	
		% Goal	100.00%	100.00%	
Percent of zero meters recorded	Promote Accountability by Monitoring the Volume of Work-Orders	Q4 Actual	5.00%	7.00%	
		YTD Actual	3.25%	5.00%	
		EOY Target	5.00%	5.00%	5.00%
		% Target	65.00%	100.00%	
		% Goal	100.00%	100.00%	
Number of water leaks reported	Monitor and Trend System Corrective Actions	Q4 Actual	291.00	307.00	
		YTD Actual	967.00	1,121.00	
		EOY Target	650.00	650.00	650.00
		% Target	148.77%	172.46%	
		% Goal	100.00%	100.00%	
Number of service line leaks repaired	Ensure the operational readiness of the transmission, distribution and collection systems	Q4 Actual	225.00	154.00	
		YTD Actual	655.00	711.00	
		EOY Target	500.00	700.00	700.00
		% Target	131.00%	101.57%	
		% Goal	100.00%	100.00%	

Utilities Balanced Scorecard

Measures	Objectives	Series Status	FY 2022 Actual	FY 2023 Actual	FY 2024 Goal
Number of sewer blockage calls	Monitor and Trend System Corrective Actions	Q4 Actual	103.00	73.00	
		YTD Actual	443.00	353.00	
		EOY Target	90.00	400.00	400.00
		% Target	492.22%	88.25%	
		% Goal	100.00%	100.00%	
Number of fire hydrants repaired	Ensure the operational readiness of the transmission, distribution and collection systems	Q4 Actual	—	1.00	
		YTD Actual	12.00	30.00	
		EOY Target	16.00	30.00	30.00
		% Target	75.00%	100.00%	
		% Goal	100.00%	100.00%	
Number of fire hydrants flushed	Ensure the operational readiness of the transmission, distribution and collection systems	Q4 Actual	26.00	56.00	
		YTD Actual	3,179.00	916.00	
		EOY Target	100.00	5,000.00	5,000.00
		% Target	3179.00%	18.32%	
		% Goal	100.00%	100.00%	
Water Distribution Valves exercised	Ensure the operational readiness of the transmission, distribution and collection systems	Q4 Actual	540.00	433.00	
		YTD Actual	1,783.00	1,437.00	
		EOY Target	700.00	1,100.00	1,100.00
		% Target	254.71%	130.64%	
		% Goal	100.00%	100.00%	

Utilities Balanced Scorecard

Measures	Objectives	Series Status	FY 2022 Actual	FY 2023 Actual	FY 2024 Goal
Wastewater Mainline Valves Exercised	Ensure the operational readiness of the transmission, distribution and collection systems	Q4 Actual	4.00	5.00	
		YTD Actual	39.00	31.00	
		EOY Target	30.00	40.00	40.00
		% Target	130.00%	77.50%	
		% Goal	100.00%	100.00%	
Linear feet of sewer lines cleaned	Ensure the operational readiness of the transmission, distribution and collection systems	Q4 Actual	4,357.00	16,114.00	
		YTD Actual	23,407.00	45,809.00	
		EOY Target	22,000.00	50,000.00	50,000.00
		% Target	106.40%	91.62%	
		% Goal	100.00%	100.00%	
Number of manholes inspected/ cleaned	Ensure the operational readiness of the transmission, distribution and collection systems	Q4 Actual	85.00	120.00	
		YTD Actual	238.00	659.00	
		EOY Target	1,200.00	1,200.00	1,200.00
		% Target	19.83%	54.92%	
		% Goal	100.00%	100.00%	
Number of underground locate requests	Monitor and Trend System Corrective Actions	Q4 Actual	1,960.00	1,292.00	
		YTD Actual	6,739.00	4,652.00	
		EOY Target	2,300.00	10,000.00	10,000.00
		% Target	293.00%	46.52%	
		% Goal	100.00%	100.00%	
Number of SCADA generated lift station alarms and inspections	Ensure the operational readiness of the transmission, distribution and collection systems	Q4 Actual	552.00	468.00	
		YTD Actual	1,810.00	2,041.00	
		EOY Target	1,400.00	1,400.00	1,400.00
		% Target	129.29%	145.79%	
		% Goal	100.00%	100.00%	

Utilities Balanced Scorecard

Measures	Objectives	Series Status	FY 2022 Actual	FY 2023 Actual	FY 2024 Goal
% of Underground Locate Requests Conducted within the Mandatory 2 business days		Q4 Actual	0.75	0.95	
		YTD Actual	0.91	0.96	
		EOY Target	1.00	1.00	1.00
		% Target	91.25%	95.75%	
		% Goal	100.00%	100.00%	
Percent of Non-Emergency service line repaired completed in 14 days	Ensure the operational readiness of the transmission, distribution and collection systems	Q4 Actual	80.00%	60.00%	
		YTD Actual	81.25%	73.75%	
		EOY Target	100.00%	100.00%	100.00%
		% Target	81.25%	73.75%	
		% Goal	100.00%	100.00%	
Percent of Emergency Repairs completed in 24-hour	Ensure the operational readiness of the transmission, distribution and collection systems	Q4 Actual	100.00%	100.00%	
		YTD Actual	100.00%	100.00%	
		EOY Target	100.00%	100.00%	100.00%
		% Target	100.00%	100.00%	
		% Goal	100.00%	100.00%	
Percent of Restoration completed in 30 days	Ensure the operational readiness of the transmission, distribution and collection systems	Q4 Actual	50.00%	60.00%	
		YTD Actual	66.25%	75.00%	
		EOY Target	100.00%	100.00%	100.00%
		% Target	66.25%	75.00%	
		% Goal	100.00%	100.00%	
Compliance with Drinking Water Standards (% Days)	Compliance with permitted conditions	Q4 Actual	100.00%	100.00%	
		YTD Actual	100.00%	100.00%	
		EOY Target	100.00%	100.00%	100.00%
		% Target	100.00%	100.00%	
		% Goal	100.00%	100.00%	

Utilities Balanced Scorecard

Measures	Objectives	Series Status	FY 2022 Actual	FY 2023 Actual	FY 2024 Goal
Compliance with Wastewater Standards (% quarterly)	Compliance with permitted conditions	Q4 Actual	100.00%	100.00%	
		YTD Actual	100.00%	100.00%	
		EOY Target	100.00%	100.00%	100.00%
		% Target	100.00%	100.00%	
		% Goal	100.00%	100.00%	
Number of lab tests for plants and water main clearances	Provide quality testing/lab services	Q4 Actual	3,930.00	3,598.00	
		YTD Actual	16,346.00	14,570.00	
		EOY Target	10,000.00	20,000.00	20,000.00
		% Target	163.46%	72.85%	
		% Goal	100.00%	100.00%	
Number of water quality complaints	Monitor and Trend System Corrective Actions	Q4 Actual	11.00	10.00	
		YTD Actual	31.00	35.00	
		EOY Target	20.00	30.00	30.00
		% Target	155.00%	116.67%	
		% Goal	100.00%	100.00%	
Number of water quality tests	Provide quality testing/lab services	Q4 Actual	4,280.00	4,380.00	
		YTD Actual	17,648.00	16,753.00	
		EOY Target	20,000.00	20,000.00	20,000.00
		% Target	88.24%	83.77%	
		% Goal	100.00%	100.00%	
ENG-Number of days from permit submittal to plan review	ENG—Complete permit plan reviews to assist developers	Q4 Actual	3.00	4.00	
		YTD Actual	5.25	2.50	
		EOY Target	8.00	8.00	8.00
		% Target	65.63%	31.25%	
		% Goal	100.00%	100.00%	

Utilities Balanced Scorecard

Measures	Objectives	Series Status	FY 2022 Actual	FY 2023 Actual	FY 2024 Goal
ENG/SS - Increase internal and external training sessions for staff	ENG/ SS - Provide internal/ external training to staff on project management practices, tasks, communication activities to enhance project delivery and overall performance.	Q4 Actual	1.00	10.00	
		YTD Actual	4.00	13.00	
		EOY Target	4.00	4.00	4.00
		% Target	100.00%	325.00%	
		% Goal	100.00%	100.00%	
ENG/SS - Percentage of CIP Projects completed in FY23 within budget	ENG/SS - Monitor construction costs to deliver completed projects within allocated funding.	Q4 Actual	100.00%	100.00%	
		YTD Actual	100.00%	100.00%	
		EOY Target	100.00%	100.00%	100.00%
		% Target	100.00%	100.00%	
		% Goal	100.00%	100.00%	
ENG/SS - Percentage of FY23 CIP Projects underway	ENG/ SS - Total percentage of CIP Projects identified for FY 19 that have been initiated and on-going.	Q4 Actual	100.00%	100.00%	
		YTD Actual	100.00%	100.00%	
		EOY Target	100.00%	100.00%	100.00%
		% Target	100.00%	100.00%	
		% Goal	100.00%	100.00%	
ENG/SS - Percentage of CIP Projects designed within allocated contract time in FY23	ENG/SS - Monitor CIP Projects Design Within Allocated Contract Time	Q4 Actual	100.00%	25.00%	
		YTD Actual	265.00%	100.00%	
		EOY Target	100.00%	25.00%	25.00%
		% Target	265.00%	400.00%	
		% Goal	100.00%	100.00%	

Utilities Balanced Scorecard

Measures	Objectives	Series Status	FY 2022 Actual	FY 2023 Actual	FY 2024 Goal
ENG/SS - Number of CIP Projects scheduled for completion in FY23	ENG/SS - Monitor CIP Projects Design Within Allocated Contract Time	Q4 Actual	25.00	25.00	
		YTD Actual	175.00	100.00	
		EOY Target	100.00	100.00	100.00
		% Target	175.00%	100.00%	
		% Goal	100.00%	100.00%	
Meets projected target - Expenses	Finances	Q4 Actual	$15,675,744.46	$14,896,583.00	
		YTD Actual	$49,246,219.72	$40,501,509.00	
		EOY Projection	$45,650,800.00	$69,452,724.00	$47,554,460.00
		% Target	107.88%	58.32%	
		% Goal	100.00%	100.00%	
Meets budget target - Expenses	Finances	Q4 Actual	$15,675,744.46	$14,896,583.00	
		YTD Actual	$49,246,219.72	$40,501,509.00	
		EOY Target	$76,477,261.72	$70,348,884.00	$47,554,460.00
		% Target	64.39%	57.57%	
		% Goal	100.00%	100.00%	
Meets projected target - Revenues	Finances	Q4 Actual	$15,406,140.87	$70,635.00	
		YTD Actual	$50,726,681.33	$141,137.00	
		EOY Projection	$51,607,200.00	$120,000.00	$200,000.00
		% Target	98.29%	117.61%	
		% Goal	100.00%	100.00%	
Meets budget target - Revenues	Finances	Q4 Actual	$15,406,140.87	$70,635.00	
		YTD Actual	$50,726,681.33	$141,137.00	
		EOY Target	$86,833,219.61	$200,000.00	$200,000.00
		% Target	58.42%	70.57%	
		% Goal	100.00%	100.00%	

FY23 actuals (revenues and expenses) are as of 11/08/2023.

End of year targets exclude year-end budget amendments.

Utilities FTE's by Program

Administration

Responsible to provide planning, supervision, coordination and oversight of the day to day operations and the completion of operational goals and objectives established for the operations, as well as developing an effective long-range Capital Improvement and Financing Plan to meet the City of Miramar's future development.

FY 23	FY 24
18.00	22.50

Office of Operational Services

Responsible for oversight and guidance of all departments that comprise of Operational Services which include Utilities, Public Works, Parks & Recreation and Construction & Facilities Management. Also includes the Customer Service Response Team component that provides public outreach, customer service and after-hour emergency assistance for operational issues.

FY 23	FY 24
15.00	19.00

Electrical Instrumentation & Control

Provides ongoing inspection, preventative and corrective maintenance of all Utilities' Electrical, Instrumentation, and Supervisory Control and Data Acquisition (SCADA) Systems.

FY 23	FY 24
6.00	7.00

Plant Maintenance

Provides ongoing inspection and preventative and corrective maintenance of the City's mechanical equipment at the Wastewater Reclamation Facility and East & West Water Treatment Plants.

FY 23	FY 24
11.00	11.00

Water & Wastewater Quality Control

Provides water quality testing and monitoring in compliance with the Safe Drinking Water Act (SDWA) for the East Water Treatment Plant and West Water Treatment Plant, and the Clean Water Act (CWA) for the WWRF.

FY 23	FY 24
7.00	10.00

Support Services

Responsible for the upkeep of the City's real assets including life cycle analysis, strategies for repair and renovation, design, coordination, procurement contract administration and construction management services. Support services are provided to assure cost effective project delivery for public infrastructure and municipal facilities.

FY 23	FY 24
5.50	5.50

Water Treatment & Supply

Provides quality potable water service to the citizens and businesses within Miramar service area on demand 24 hours per day, 365 days per year.

FY 23	FY 24
28.00	27.00

Wastewater Treatment & Disposal

Responsible for the treatment and disposal of wastewater & the production of reclaimed water generated in the City's services area.

FY 23	FY 24
17.00	17.00

Water Transmission & Distribution Maintenance

Responsible for the delivery of high quality water to our customers, to provide ongoing inspection of the water transmission system, corrective and preventative maintenance to ensure an uninterrupted water supply.

FY 23	FY 24
14.00	13.00

Water Accountability

Responsible for the accurate and timely reading of all water meters throughout the city

FY 23	FY 24
7.00	7.00

Wastewater Collection Maintenance

Responsible for ensuring the health and safety of the City's residents by efficiently pumping sewage away from areas where it can come into contact with the public and the environment.

FY 23	FY 24
24.00	23.00

Engineering & Strategic Development

Address traffic engineering related issues; manage design & construction of infrastructure capital projects; reviews design plans, issues permits, and provides construction inspection services for private utility company's work as well as infrastructure construction within private developments and City's capital projects.

FY 23	FY 24
16.50	12.00

Administration—Program 100

Description

This program is responsible for developing an effective long-range Capital Improvement and Financing Plan to meet the City of Miramar's future development. Capital facilities represent a major investment of the City and, therefore, professional management, budgeting oversight and an annual review of the City's vision are mandated as part of the department's goals/objectives. This program provides planning, supervision, coordination and oversight of the day to day operations and the completion of operational goals and objectives established for the operations. This program also provides engineering and construction management services for utility infrastructure expansion and rehabilitation projects.

Dedicated Revenues	Object Code	FY 2021 Actual	FY 2022 Actual	FY 2023 Budget	FY 2023 Revised	FY 2024 Budget
None	—	**$ —**	**$ —**	**$ —**	**$ —**	**$ —**
Expenditures by Category						
Personnel Services		$ 1,852,525	$ 1,572,145	$ 2,415,500	$ 2,415,500	$ 3,161,300
Operating Expense		559,893	2,302,147	1,548,400	1,458,400	1,549,300
Departmental Capital Outlay		—	2,053	31,100	116,100	40,000
Total		**$ 2,412,417**	**$ 3,876,345**	**$ 3,995,000**	**$ 3,990,000**	**$ 4,750,600**
Percent of Time by Position						
Administrative Clerk II		1.00	—	—	—	—
Administration Services Coordinator		1.00	1.00	1.00	1.00	1.00
Administrative Coordinator		1.00	2.00	2.00	2.00	2.00
Apprentice - Part-time (1)		—	—	—	—	0.50
Assistant Director of Utilities		2.00	2.00	2.00	2.00	2.00
C.A.R.E. Program Manager		1.00	1.00	1.00	1.00	1.00
C.A.R.E. Program Specialist		1.00	—	—	—	—
C.A.R.E. Support - Temp Part-time		0.50	—	—	—	—
Chief Innovation Officer		—	—	1.00	1.00	—
Chief Utility Engineer		1.00	—	—	—	—
Compensation Program Specialist - Temp PT		0.50	—	—	—	—
Customer Service Specialist II		—	—	—	1.00	1.00
Customer Service Support - Temp Part-time		1.50	—	—	—	—
Director of Utilities		1.00	1.00	1.00	1.00	1.00
Fiscal Operations Analyst		1.00	1.00	1.00	1.00	1.00
Fiscal Operations Manager		1.00	1.00	1.00	1.00	1.00
GIS Analyst I		—	—	—	—	2.00
GIS Manager		—	—	—	—	1.00
GIS Specialist		—	—	—	—	1.00
Parts & Material Inventory Clerk		2.00	2.00	2.00	2.00	2.00
Project Manager		1.00	1.00	1.00	1.00	1.00
Senior Project Manager		1.00	1.00	1.00	1.00	1.00
Senior Utility Administrator		—	1.00	1.00	1.00	1.00
Utilities Department Administrator		1.00	1.00	1.00	1.00	1.00
Utility Service Safety Officer		1.00	—	—	—	—
Utility Services Manager		—	1.00	1.00	1.00	1.00
Warehouse Inventory Specialist		1.00	1.00	1.00	1.00	1.00
Total		**20.50**	**17.00**	**18.00**	**19.00**	**22.50**

Office of Operational Services—Program 550

Description

This program includes the customer service component that is designed to provide Miramar's residential and commercial customers with a centralized, accessible, friendly, efficient and effective issue resolution services and general informational needs. It includes water billing inquiry and payment support services, bulk and regular trash pick up assistance, recycle bin distribution and replacements, call dispatching and conducts field assessments to assist in customer issue resolutions. The customer service staff also manages after-hour calls to assist with emergency operational issues outside of regular hours of operation.

In addition, this program offers residents and business owners immediate contact and interaction with local government and its functions through receiving and expediting resident concerns as well as community outreach through attending civic organization meetings, schools, and city events, thereby creating the viable relationship necessary to ensure the overall City goal and objective of providing quality care and service.

Dedicated Revenues	Object Code	FY 2021 Actual	FY 2022 Actual	FY 2023 Budget	FY 2023 Revised	FY 2024 Budget
None	—	**$ —**	**$ —**	**$ —**	**$ —**	**$ —**
Expenditures by Category						
Personnel Services		$ 1,678,808	$ 1,507,843	$ 1,878,600	$ 1,878,600	$ 2,526,200
Operating Expense		260,923	147,429	379,600	299,600	365,210
Departmental Capital Outlay		—	—	—	—	—
Total		**$ 1,939,732**	**$ 1,655,272**	**$ 2,258,200**	**$ 2,178,200**	**$ 2,891,410**
Percent of Time by Position						
Administrative Coordinator		—	1.00	1.00	—	—
Administrative Manager I		1.00	—	—	—	—
Administrative Manager II		—	1.00	—	—	—
Administrative Secretary II		1.00	—	—	—	—
Apprentice-PT (2)		1.00	1.00	1.00	1.00	1.00
Assistant City Manager		—	1.00	—	—	—
Chief Capital Improvement Program Officer		—	1.00	1.00	1.00	1.00
Chief Operations Officer		1.00	1.00	1.00	1.00	1.00
Customer Service Administrator		—	1.00	1.00	1.00	1.00
Customer Service Lead		—	—	—	2.00	2.00
Customer Service Specialist I		—	—	—	2.00	2.00
Customer Service Specialist II		5.00	5.00	5.00	1.00	4.00
Customer Service Specialist III		—	—	—	1.00	1.00
Customer Services Manager		—	1.00	1.00	1.00	1.00
Department Coordinator		1.00	1.00	1.00	1.00	1.00
Economic & Dev Manager		—	1.00	—	—	—
Energy Resources Manager		—	1.00	1.00	1.00	1.00
Executive Administrator		1.00	—	—	—	—
Fiscal Operations Management Controller		1.00	—	—	—	—
Grants Administrator		—	—	—	1.00	1.00
Outreach Administrator - Community		—	1.00	1.00	1.00	1.00
Senior Executive Administrator		—	—	—	—	—
Senior Fiscal Operations Manager		—	1.00	1.00	1.00	1.00
Utility Billing Specialist II		—	—	—	1.00	—
Utility Services Administrator		2.00	—	—	—	—
Total		**14.00**	**18.00**	**15.00**	**17.00**	**19.00**

Electrical Instrumentation and Control—Program 553

Description

This program provides ongoing inspection, preventative and corrective maintenance, repair, replacement, routine maintenance and emergency services of all Utilities' Electrical, Air Conditioning (AC) units, Instrumentation, Supervisory Control and Data Acquisition (SCADA) System. Program also includes services and supports for plant operations, data collection and reporting, process treatments and capital improvement to ensure City compliance with regulatory and permit requirements.

Dedicated Revenues	Object Code	FY 2021 Actual	FY 2022 Actual	FY 2023 Budget	FY 2023 Revised	FY 2024 Budget
None	—	**$ —**	**$ —**	**$ —**	**$ —**	**$ —**
Expenditures by Category						
Personnel Services		$ 627,769	$ 705,633	$ 723,900	$ 723,900	$ 873,600
Operating Expense		304,757	292,476	393,700	393,700	469,850
Departmental Capital Outlay		36,122	177,426	—	38,966	233,100
Total		**$ 968,648**	**$ 1,175,535**	**$ 1,117,600**	**$ 1,156,566**	**$ 1,576,550**
Percent of Time by Position						
Assistant Utility Manager		1.00	—	—	—	—
Electrical Supervisor		1.00	1.00	1.00	1.00	1.00
Electrician II		1.00	1.00	1.00	—	—
Electrician III		1.00	1.00	1.00	2.00	2.00
Instrumentation & Controls Engineer		—	1.00	1.00	—	1.00
Instrumentation/Electrical Technician		—	—	—	1.00	1.00
Programming Engineer		1.00	1.00	1.00	—	—
Senior Instrumentation & Controls Engineer		—	—	—	1.00	1.00
Utility Instrumentation Engineer I		1.00	—	—	—	—
Utility Manager - Maintenance		—	1.00	1.00	1.00	1.00
Total		**6.00**	**6.00**	**6.00**	**6.00**	**7.00**

Water Treatment & Supply—Program 554

Description

This program provides quality potable water service to the citizens and businesses within Miramar service area which ensures their health, safety, and welfare. The treated water must meet all Federal and State Regulatory Standards mandated by the United States Environmental Protection Agency (USEPA), the Florida Department of Environmental Protection (FDEP), the South Florida Water Management District (SFWMD) and the Broward County Health Department (BCHD). The operation of this program provides potable water on demand 24 hours per day, 365 days per year.

	Object Code	FY 2021 Actual	FY 2022 Actual	FY 2023 Budget	FY 2023 Revised	FY 2024 Budget
Dedicated Revenues						
None		$ —	$ —	$ —	$ —	$ —
Expenditures by Category						
Personnel Services		$ 2,295,126	$ 3,371,819	$ 3,210,500	$ 3,210,500	$ 3,194,000
Operating Expense		2,551,905	3,571,227	4,310,900	4,158,400	4,459,700
Departmental Capital Outlay		135,926	195,811	—	318,701	—
Total		**$ 4,982,958**	**$ 7,138,858**	**$ 7,521,400**	**$ 7,687,601**	**$ 7,653,700**
Percent of Time by Position						
Chief Water Plant Operator		2.00	1.00	1.00	—	—
Instrumentation & Controls Engineer		—	—	—	1.00	—
Water Plant Operator A		1.00	2.00	2.00	2.00	2.00
Water Plant Operator B		8.00	7.00	7.00	10.00	10.00
Water Plant Operator C		5.00	6.00	6.00	3.00	3.00
Water Plant Operator Trainee		2.00	1.00	5.00	5.00	5.00
Water Plant Shift Supervisor		6.00	6.00	6.00	6.00	6.00
Water Treatment Plant Manager		—	1.00	1.00	1.00	1.00
Total		**24.00**	**24.00**	**28.00**	**28.00**	**27.00**

Wastewater Treatment & Disposal—Program 555

Description

This program provides treatment and disposal of wastewater generated in the City's service area from the Wastewater Reclamation Facility (WWRF). The wastewater plant is designed to produce public access reclaimed water suitable for irrigation applications.

Dedicated Revenues	Object Code	FY 2021 Actual	FY 2022 Actual	FY 2023 Budget	FY 2023 Revised	FY 2024 Budget
None	—	**$ —**	**$ —**	**$ —**	**$ —**	**$ —**
Expenditures by Category						
Personnel Services		$ 1,570,261	$ 2,113,339	$ 2,114,700	$ 2,114,700	$ 2,269,300
Operating Expense		2,174,218	2,563,349	3,668,900	3,700,900	4,154,750
Departmental Capital Outlay		479,602	209,338	243,800	363,632	—
Total		**$ 4,224,080**	**$ 4,886,025**	**$ 6,027,400**	**$ 6,179,232**	**$ 6,424,050**
Percent of Time by Position						
Chief Wastewater Plant Operator		1.00	1.00	1.00	—	—
Wastewater Plant Operator A		2.00	2.00	2.00	3.00	3.00
Wastewater Plant Operator B		2.00	3.00	3.00	2.00	2.00
Wastewater Plant Operator C		5.00	5.00	5.00	6.00	6.00
Wastewater Plant Operator Trainee		2.00	1.00	3.00	2.00	2.00
Wastewater Plant Shift Supervisor		3.00	3.00	3.00	2.00	2.00
Wastewater Treatment Plant Assistant Manager		—	—	—	1.00	1.00
Wastewater Treatment Plant Manager		—	—	—	1.00	1.00
Total		**15.00**	**15.00**	**17.00**	**17.00**	**17.00**

Plant Maintenance—Program 556

Description

Plant Maintenance provides ongoing inspection and preventative and corrective maintenance of the City's mechanical equipment at the Wastewater Reclamation Facility, and East and West Water Treatment Plants.

Dedicated Revenues	Object Code	FY 2021 Actual	FY 2022 Actual	FY 2023 Budget	FY 2023 Revised	FY 2024 Budget
None	—	**$ —**	**$ —**	**$ —**	**$ —**	**$ —**
Expenditures by Category						
Personnel Services		$ 781,950	$ 1,156,080	$ 1,015,400	$ 1,015,400	$ 1,040,600
Operating Expense		462,090	489,917	548,400	548,400	574,500
Departmental Capital Outlay		9,816	—	—	—	110,000
Total		**$ 1,253,856**	**$ 1,645,997**	**$ 1,563,800**	**$ 1,563,800**	**$ 1,725,100**
Percent of Time by Position						
Electrician III		—	1.00	1.00	1.00	1.00
Lead Utility Mechanic		—	1.00	1.00	—	—
Mechanical Supervisor		1.00	1.00	1.00	1.00	1.00
Mechanical Maintenance Manager		—	—	—	1.00	1.00
Utility Mechanic I		4.00	3.00	3.00	3.00	3.00
Utility Mechanic II		4.00	4.00	4.00	4.00	4.00
Utility Mechanic III		2.00	1.00	1.00	1.00	1.00
Total		**11.00**	**11.00**	**11.00**	**11.00**	**11.00**

Water Transmission & Distribution Maintenance—Program 557

Description

This program is responsible for the delivery of high quality water to our customers, to provide ongoing inspection of the water transmission system, corrective and preventative maintenance to ensure an uninterrupted water supply from treatment facilities to our customers in accordance with all local, state and federal regulations and standards.

Dedicated Revenues	Object Code	FY 2021 Actual	FY 2022 Actual	FY 2023 Budget	FY 2023 Revised	FY 2024 Budget
None	—	**$ —**	**$ —**	**$ —**	**$ —**	**$ —**
Expenditures by Category						
Personnel Services		$ 1,136,193	$ 1,696,960	$ 1,468,000	$ 1,468,000	$ 1,476,300
Operating Expense		500,111	421,190	606,600	548,276	631,400
Departmental Capital Outlay		110	—	36,900	79,129	278,000
Total		**$ 1,636,414**	**$ 2,118,150**	**$ 2,111,500**	**$ 2,095,406**	**$ 2,385,700**
Percent of Time by Position						
Assistant Utility Field Operations Manager		—	—	—	1.00	1.00
Back Flow Technician		—	—	—	1.00	1.00
Heavy Equipment Operator I		1.00	1.00	1.00	1.00	1.00
Heavy Equipment Operator II		1.00	1.00	1.00	1.00	1.00
Lead Heavy Equipment Operator		1.00	1.00	1.00	1.00	1.00
Lead Water System Operator		1.00	1.00	1.00	1.00	1.00
Meter Technician I		—	—	—	1.00	1.00
Regulatory Compliance Inspector		—	—	—	1.00	—
Utility Inspector		1.00	1.00	1.00	—	—
Water System Operator I		4.00	4.00	4.00	3.00	3.00
Water System Operator II		3.00	3.00	3.00	2.00	2.00
Water System Superintendent		1.00	1.00	1.00	—	—
Water System Supervisor		1.00	1.00	1.00	1.00	1.00
Total		**14.00**	**14.00**	**14.00**	**14.00**	**13.00**

Water Accountability—Program 558

Description

The Water Accountability program is responsible for the accurate and timely reading of all water meters throughout the City. This program also provides meter maintenance and tracks the use of all temporary and new development meters as well as responds to customer service calls and a large volume of non-payment service deactivation and reactivation requests from Financial Services-Utility Billing staff.

Dedicated Revenues	Object Code	FY 2021 Actual	FY 2022 Actual	FY 2023 Budget	FY 2023 Revised	FY 2024 Budget
None	—	**$ —**	**$ —**	**$ —**	**$ —**	**$ —**
Expenditures by Category						
Personnel Services		$ 952,443	$ 1,128,727	$ 902,000	$ 902,000	$ 966,600
Operating Expense		319,833	300,207	391,800	391,800	362,200
Departmental Capital Outlay		28,413	—	—	54,387	—
Total		**$ 1,300,689**	**$ 1,428,934**	**$ 1,293,800**	**$ 1,348,187**	**$ 1,328,800**
Percent of Time by Position						
Assistant Water System Superintendent		1.00	—	—	—	—
Lead Water Meter Operator		1.00	1.00	1.00	—	—
Meter Supervisor		1.00	—	—	—	—
Meter Technician*		5.00	—	—	—	—
Meter Technician I*		—	3.00	3.00	3.00	3.00
Meter Technician II*		—	2.00	2.00	2.00	2.00
Water Account Meter Supervisor		—	—	—	1.00	1.00
Water Supervisor		—	1.00	1.00	1.00	1.00
Total		**8.00**	**7.00**	**7.00**	**7.00**	**7.00**

** Block Budgeted positions*

Wastewater Collection Maintenance—Program 559

Description

This program is responsible for ensuring the health and safety of the City's residents by efficiently pumping sewage away from areas where it comes into contact with the public and the environment. Ultimately, ensuring that sewage discharges into the City's collection system from all connected dwelling units are safely contained and transported through 263 miles of gravity mains and over 6,537 manholes to the receiving lift station facilities. By ensuring containment, the program also ensures that groundwater infiltration and rain water inflow (I/I) are minimized. Also, it is responsible for maintenance, minor installations and major repairs to the City's collection system requiring excavation. It covers 81 miles of pressurized force mains and over 300 Force Main flow control valves.

In addition, this program is responsible for the maintenance and repair of the City's 44 miles of pressurized reuse water mains, flushing hydrants, and for providing locating services for all underground water, sewer and reuse pipes upon request from other City departments, the general public and the development community.

Dedicated Revenues	Object Code	FY 2021 Actual	FY 2022 Actual	FY 2023 Budget	FY 2023 Revised	FY 2024 Budget
None	—	**$ —**	**$ —**	**$ —**	**$ —**	**$ —**
Expenditures by Category						
Personnel Services		$ 2,759,287	$ 3,469,143	$ 2,880,400	$ 2,880,400	$ 3,075,700
Operating Expense		1,918,229	1,466,818	1,786,800	1,779,608	1,735,000
Departmental Capital Outlay		58,427	570,194	319,500	839,608	87,800
Total		**$ 4,735,942**	**$ 5,506,155**	**$ 4,986,700**	**$ 5,499,616**	**$ 4,898,500**
Percent of Time by Position						
Collection Operator II		1.00	1.00	1.00	—	—
Collection Operator I		3.00	3.00	3.00	3.00	3.00
Compliance Technician Inspector I		1.00	1.00	1.00	1.00	1.00
Employee & Labor Relations Specialist		—	1.00	1.00	1.00	—
Jet-Vac/Video Operator I		4.00	4.00	4.00	2.00	2.00
Jet-Vac/Video Operator II		2.00	1.00	1.00	2.00	2.00
Lead Jet-Vac Video Operator		—	—	—	1.00	1.00
Lead Lift Station Mechanic		1.00	—	—	—	—
Lead Wastewater System Operator		1.00	1.00	1.00	1.00	1.00
Lift Station Mechanic I		3.00	3.00	3.00	3.00	3.00
Lift Station Mechanic II		2.00	2.00	2.00	1.00	1.00
Lift Station Mechanic III		—	—	—	1.00	1.00
Lift Station Superintendent		—	1.00	1.00	1.00	1.00
Lift Station Supervisor		1.00	1.00	1.00	1.00	1.00
Meter Technician I		—	—	—	1.00	1.00
Quality Control Analyst		—	—	1.00	1.00	1.00
Utility Field Operations Manager		1.00	1.00	1.00	2.00	2.00
Utility Locator I		1.00	1.00	—	—	—
Wastewater Collection System Superintendent		1.00	1.00	1.00	—	—
Wastewater Collection System Supervisor		2.00	2.00	2.00	2.00	2.00
Total		**24.00**	**24.00**	**24.00**	**24.00**	**23.00**

Water & Wastewater Quality Control—Program 563

Description

This program provides vital and specialized chemical and microbiological testing services to the Miramar community. As an environmental laboratory certified by the state of Florida in accordance with the National Environmental Laboratory Accreditation Conference (NELAC), this program is able to provide water quality testing and monitoring in compliance with the Safe Drinking Water Act (SDWA) for the East Water Treatment Plant and West Water Treatment Plant, and the Clean Water Act (CWA) for the WWRF. It also provides quality assurance and control of wastes entering the wastewater treatment process from domestic, commercial and institutional discharges.

Dedicated Revenues	**Object Code**	**FY 2021 Actual**	**FY 2022 Actual**	**FY 2023 Budget**	**FY 2023 Revised**	**FY 2024 Budget**
Lab Testing Fees	343910	**$ —**	**$ 180**	**$ —**	**$ —**	**$ —**
Expenditures by Category						
Personnel Services		$ 770,274	$ 911,293	$ 973,400	$ 973,400	$ 1,361,400
Operating Expense		279,679	289,672	456,000	456,000	487,100
Departmental Capital Outlay		—	—	—	50,910	112,000
Total		**$ 1,049,953**	**$ 1,200,965**	**$ 1,429,400**	**$ 1,480,310**	**$ 1,960,500**
Percent of Time by Position						
Audio Visual Manager		1.00	1.00	—	—	—
Chief Innovation Officer		—	—	—	—	1.00
Environmental Scientist II		—	5.00	5.00	—	—
Laboratory Technician II		5.00	—	—	—	—
Regulatory Compliance Inspector		—	—	—	—	1.00
Regulatory Compliance Officer		1.00	1.00	1.00	—	—
Regulatory Compliance Superintendent		—	—	—	1.00	1.00
Senior Water Quality/Lab Manager		—	—	—	1.00	1.00
Senior Water Quality Specialist		—	—	—	1.00	1.00
Water Quality Specialist I		—	—	—	—	1.00
Water Quality Specialist II		—	—	—	4.00	4.00
Water Quality/Lab Manager		1.00	1.00	1.00	—	—
Total		**8.00**	**8.00**	**7.00**	**7.00**	**10.00**

Support Services—Program 564

Description

The Support Services Program is Responsible for the upkeep of the City's real assets including life cycle analysis, strategies for repair and renovation, design, coordination, procurement, contract administration and construction management services. Support services are provided to assure cost effective project delivery for public infrastructure and municipal facilities.

Dedicated Revenues	Object Code	FY 2021 Actual	FY 2022 Actual	FY 2023 Budget	FY 2023 Revised	FY 2024 Budget
None	—	**$ —**	**$ —**	**$ —**	**$ —**	**$ —**
Expenditures by Category						
Personnel Services		$ 769,424	$ 491,207	$ 886,500	$ 886,500	$ 957,900
Operating Expense		39,260	43,335	76,200	76,200	72,000
Departmental Capital Outlay		—	—	—	—	—
Total		**$ 808,684**	**$ 534,542**	**$ 962,700**	**$ 962,700**	**$ 1,029,900**
Percent of Time by Position						
Apprentice-PT		0.50	0.50	0.50	0.50	0.50
Junior Project Manager		—	1.00	1.00	1.00	1.00
Project Analyst		—	—	—	1.00	1.00
Projects Coordinator		1.00	—	—	—	—
Project Management Administrator		1.00	1.00	1.00	1.00	1.00
Project Manager		2.00	2.00	2.00	1.00	1.00
Senior Project Manager		1.00	1.00	1.00	1.00	1.00
Total FTE's		**5.50**	**5.50**	**5.50**	**5.50**	**5.50**

Engineering & Strategic Development—Program 565

Description

Engineering & Strategic Development was established to address traffic engineering related issues; manage design and construction of infrastructure capital projects; review design plans, issue permits, and provide construction inspection services for private utility company's work as well as infrastructure construction within private developments and City's capital projects. This program also strategizes on current and future planning related to GIS systems, innovation technology, and re-development that promotes advancement and progress consistent with the City's vision.

Dedicated Revenues	**Object Code**	**FY 2021 Actual**	**FY 2022 Actual**	**FY 2023 Budget**	**FY 2023 Revised**	**FY 2024 Budget**
Engineering Permits	329100	**$ 936,764**	**$ 397,600**	**$ 200,000**	**$ 200,000**	**$ 200,000**
Expenditures by Category						
Personnel Services		$ 1,830,994	$ 1,390,961	$ 2,289,500	$ 2,289,500	$ 1,746,800
Operating Expense		220,278	445,791	565,700	515,700	277,850
Departmental Capital Outlay		—	—	—	—	—
Total		**$ 2,051,272**	**$ 1,836,752**	**$ 2,855,200**	**$ 2,805,200**	**$ 2,024,650**
Percent of Time by Position						
Administration Services Coordinator		1.00	1.00	1.00	1.00	1.00
Administrative Manager II		—	—	1.00	1.00	1.00
Administrative Specialist		—	1.00	1.00	1.00	1.00
Apprentice - Part-time (1)		—	0.50	0.50	0.50	—
Assistant City Engineer		1.00	1.00	1.00	1.00	1.00
City Engineer		1.00	1.00	1.00	1.00	1.00
Civil Engineer I*		1.00	1.00	1.00	—	—
Civil Engineer III*		1.00	1.00	1.00	2.00	2.00
Construction Superintendent		1.00	1.00	1.00	1.00	1.00
Customer Service Specialist I		1.00	—	—	—	—
Engineer Inspector II		1.00	1.00	1.00	1.00	1.00
Engineer Inspector III		1.00	1.00	1.00	1.00	1.00
Engineer Technician		1.00	1.00	1.00	1.00	1.00
GIS Analyst I		2.00	2.00	2.00	2.00	—
GIS Manager		1.00	1.00	2.00	1.00	—
GIS Specialist		—	—	—	1.00	—
Project Manager		1.00	—	—	—	—
Senior Project Engineer		1.00	1.00	1.00	1.00	1.00
Total FTE's		**15.00**	**14.50**	**16.50**	**16.50**	**12.00**

**Block Budgeted position for Civil Engineer I, II, III, IV*

Administration—410-55-100-536-

Object #	Account Description	FY 2021 Actual	FY 2022 Actual	FY 2023 Budget	FY 2023 Revised	FY 2024 Budget
	Personnel Services					
601200	Employee Salaries	$ 1,259,745	$ 1,317,538	$ 1,583,000	$ 1,583,000	$ 2,038,200
601205	Lump Sum Payout - Accrued Time	72,570	157,177	59,600	59,600	146,900
601210	Non-Pensionable Earnings	—	11,049	—	—	—
601215	Communication Stipend	13,350	13,200	15,600	15,600	18,200
601220	Longevity Pay	8,059	8,481	7,300	7,300	8,700
601400	Overtime-General	28,211	15,057	35,000	35,000	35,000
601410	Overtime-Holiday	2,357	2,840	5,000	5,000	5,000
602100	FICA & MICA	103,194	115,861	126,200	126,200	169,500
602210	Pension-General	51,874	186,227	143,600	143,600	158,100
602235	Pension-Senior Mgmt	142,282	(538,760)	144,600	144,600	211,900
602265	Pension-457	37,374	37,279	44,600	44,600	49,400
602300	Pmt In Lieu Of Insurance	28,486	31,723	28,100	28,100	28,100
602304	Health Insurance-PPO	22,710	16,921	16,700	16,700	14,600
602305	Health Insurance-HMO	93,677	120,681	130,300	130,300	130,400
602306	Dental Insurance-PPO	4,625	4,716	5,200	5,200	6,700
602307	Dental Insurance-HMO	373	241	500	500	900
602309	Basic Life	3,265	4,864	4,500	4,500	6,000
602311	Long-Term Disability	1,083	2,804	2,200	2,200	11,500
602312	HDHP Aetna	—	4,006	22,300	22,300	68,800
602313	HSA Payflex	—	1,400	2,800	2,800	9,600
602400	Workers' Compensation	43,100	43,100	38,400	38,400	43,800
602600	OPEB	(63,809)	15,742	—	—	—
	Sub-Total	1,852,525	1,572,145	2,415,500	2,415,500	3,161,300
	Operating Expense					
603110	Engineering Services	9,000	—	35,000	48,810	35,000
603190	Prof Svcs-Other	44,023	936,424	250,000	149,052	250,000
603400	Contract Svc-Other	14,562	4,041	6,900	6,900	6,900
603401	Janitorial Services	18,127	19,347	20,000	20,000	20,000
603425	Software License & Maint	25,835	31,456	43,100	43,100	95,400
603455	Security Services	40,009	47,452	60,000	60,000	60,000
604001	Travel & Training	755	5,387	19,000	19,000	19,000
604200	Postage	8,941	1,441	11,000	11,000	5,500
604300	Water/Wastewater Svc	42,905	45,151	49,300	49,300	37,700
604500	Risk Internal Svcs Charge	264,100	1,131,200	918,800	918,800	863,400
604550	Health Ins Internal Serv Chg	38,600	20,900	20,000	20,000	19,600
604610	Fleet Internal Svcs Charge	22,200	20,000	26,100	26,100	31,800
604620	R&M Buildings	—	208	—	—	—
604650	R&M Office Equip	—	—	1,500	1,500	1,500
604700	Printing & Binding Svc	750	192	1,500	1,500	1,500
604870	Public Education	1,000	1,000	5,000	5,000	5,000
604910	Advertising Costs	—	—	10,000	10,000	10,000
604916	Administrative Expense	240	—	1,500	1,500	1,500
604997	Other Operating Expenses	2,266	2,760	3,000	12,800	3,000
604998	Contingency	—	—	15,000	2,338	15,000
605100	Office Supplies	5,308	6,189	7,500	7,500	7,500
605120	Computer Operating Expenses	195	4,824	6,000	6,000	6,000
605220	Vehicle Fuel-On-Site	4,156	6,471	7,200	7,200	8,100

Administration—410-55-100-536-

Object #	Account Description	FY 2021 Actual	FY 2022 Actual	FY 2023 Budget	FY 2023 Revised	FY 2024 Budget
605240	Uniforms Cost	3,003	2,889	7,000	7,000	7,900
605290	Other Operating Supplies	33	—	700	700	700
605410	Subscriptions & Memberships	10,304	8,699	15,000	15,000	15,000
605500	Training-General	3,581	6,118	8,300	8,300	8,300
605510	Tuition Reimbursement	—	—	—	—	14,000
	Sub-Total	559,893	2,302,147	1,548,400	1,458,400	1,549,300
	Departmental Capital Outlay					
606440	Vehicles	—	—	31,100	116,100	40,000
606470	Computer Equipment	—	2,053	—	—	—
	Sub-Total	—	2,053	31,100	116,100	40,000
	Total	**$ 2,412,417**	**$ 3,876,345**	**$ 3,995,000**	**$ 3,990,000**	**$ 4,750,600**



Career Day at Utilities Department

Office of Operational Services—410-55-550-536-

Object #	Account Description	FY 2021 Actual	FY 2022 Actual	FY 2023 Budget	FY 2023 Revised	FY 2024 Budget
	Personnel Services					
601200	Employee Salaries	$ 1,016,331	$ 1,221,013	$ 1,147,400	$ 1,147,400	$ 1,544,900
601205	Lump Sum Payout - Accrued Time	101,025	172,455	35,600	35,600	74,000
601210	Non-Pensionable Earnings	—	5,000	—	—	—
601215	Communication Stipend	10,375	17,585	11,700	11,700	15,600
601220	Longevity Pay	255	564	600	600	700
601400	Overtime-General	59,369	68,770	60,000	60,000	75,000
601410	Overtime-Holiday	7,374	4,965	20,000	20,000	15,000
602100	FICA & MICA	85,752	104,299	93,500	93,500	126,600
602210	Pension-General	46,949	176,088	70,600	70,600	152,800
602235	Pension-Senior Mgmt	116,472	(602,195)	160,300	160,300	157,900
602260	Pension-401	—	—	—	—	9,700
602265	Pension-457	7,923	13,645	13,300	13,300	34,900
602300	Pmt In Lieu Of Insurance	4,316	7,121	—	—	—
602304	Health Insurance-PPO	44,627	65,939	33,800	33,800	43,700
602305	Health Insurance-HMO	167,580	165,334	168,900	168,900	163,600
602306	Dental Insurance-PPO	5,346	4,571	3,900	3,900	6,700
602307	Dental Insurance-HMO	1,249	1,722	1,900	1,900	1,400
602309	Basic Life	2,981	4,838	3,300	3,300	4,600
602311	Long-Term Disability	1,380	5,471	1,600	1,600	8,700
602312	HDHP Aetna	1,533	8,364	9,100	9,100	36,400
602313	HSA Payflex	700	1,400	1,400	1,400	6,400
602400	Workers' Compensation	46,900	46,900	41,700	41,700	47,600
602600	OPEB	(49,629)	13,993	—	—	—
	Sub-Total	1,678,808	1,507,843	1,878,600	1,878,600	2,526,200
	Operating Expense					
603190	Prof Svcs-Other	108,068	23,260	120,000	45,000	81,740
603400	Contract Svc-Other	31,645	29,319	70,000	48,529	70,000
603425	Software License & Maint	1,977	1,000	2,500	2,500	5,000
603470	Temporary Help	—	—	10,000	10,000	10,000
604001	Travel & Training	—	4,246	6,000	6,000	6,000
604550	Health Ins Internal Serv Chg	64,300	34,700	33,200	33,200	27,600
604610	Fleet Internal Svcs Charge	6,400	5,800	7,600	7,600	9,200
604700	Printing & Binding Svc	—	807	1,500	1,500	1,500
604870	Public Education	23,859	22,199	45,000	45,000	55,000
604889	Marketing & Promotions	2,346	15,000	25,000	25,000	25,000
604910	Advertising Costs	—	—	10,000	10,000	10,000
604916	Administrative Expense	88	—	2,000	2,000	2,000
604997	Other Operating Expenses	584	1,186	1,000	27,471	2,000
604998	Contingency	—	—	10,000	—	10,000
605100	Office Supplies	2,135	1,946	2,500	2,500	3,500
605120	Computer Operating Expenses	12,145	3,045	18,000	18,000	10,000
605220	Vehicle Fuel-On-Site	359	3	1,800	1,800	2,000
605240	Uniforms Cost	1,475	1,420	3,000	3,000	3,000
605250	Noncap Furn (Item less 5000)	—	—	—	—	9,170
605251	Noncap Equip (Item less 5000)	—	—	—	—	3,000
605290	Other Operating Supplies	—	223	1,500	1,500	1,500
605410	Subscriptions & Memberships	435	242	1,000	1,000	1,000
605500	Training-General	450	1,600	3,000	3,000	3,000
605510	Tuition Reimbursement	4,658	1,432	5,000	5,000	14,000
	Sub-Total	260,923	147,429	379,600	299,600	365,210
	Total	**$ 1,939,732**	**$ 1,655,272**	**$ 2,258,200**	**$ 2,178,200**	**$ 2,891,410**

Electrical Instrumentation & Controls—410-55-553-539-

Object #	Account Description	FY 2021 Actual	FY 2022 Actual	FY 2023 Budget	FY 2023 Revised	FY 2024 Budget
	Personnel Services					
601200	Employee Salaries	$ 408,577	$ 448,935	$ 473,600	$ 473,600	$ 573,900
601205	Lump Sum Payout - Accrued Time	28,039	51,155	23,900	23,900	28,600
601210	Non-Pensionable Earnings	—	5,562	—	—	—
601215	Communication Stipend	6,500	5,825	4,600	4,600	4,600
601220	Longevity Pay	5,388	4,817	3,400	3,400	4,800
601400	Overtime-General	4,499	8,616	5,100	5,100	6,300
601410	Overtime-Holiday	2,291	274	2,000	2,000	1,000
602100	FICA & MICA	35,047	40,565	39,100	39,100	47,200
602210	Pension-General	32,301	136,870	36,900	36,900	48,800
602235	Pension-Senior Mgmt	30,302	(103,776)	34,900	34,900	42,600
602265	Pension-457	5,911	6,166	8,500	8,500	9,200
602300	Pmt In Lieu Of Insurance	5,611	5,611	5,600	5,600	5,600
602304	Health Insurance-PPO	32,621	42,048	34,100	34,100	29,200
602305	Health Insurance-HMO	32,376	27,162	34,100	34,100	47,800
602306	Dental Insurance-PPO	1,278	1,207	1,000	1,000	2,000
602307	Dental Insurance-HMO	488	365	500	500	400
602309	Basic Life	877	1,191	1,300	1,300	1,700
602311	Long-Term Disability	634	1,496	700	700	3,200
602400	Workers' Compensation	16,300	16,300	14,600	14,600	16,700
602600	OPEB	(21,270)	5,247	—	—	—
	Sub-Total	627,769	705,633	723,900	723,900	873,600
	Operating Expense					
603400	Contract Svc-Other	52,381	43,842	89,600	89,600	113,800
603404	Air Condition Svcs	30,121	27,699	32,000	32,000	32,000
603425	Software License & Maint	10,998	12,553	10,000	10,000	2,000
604100	Communication Services	35	—	—	—	—
604550	Health Ins Internal Serv Chg	21,300	11,500	11,000	11,000	7,900
604610	Fleet Internal Svcs Charge	12,700	11,400	14,900	14,900	18,100
604630	R&M Electric	65,843	82,964	81,200	81,200	114,000
604664	R&M Telemetry	93,749	90,099	121,500	112,953	136,800
604665	R&M Air Conditioning	9,729	2,430	10,000	10,000	14,000
604920	License & Permit Fees	89	—	400	400	300
604997	Other Operating Expenses	59	929	1,000	1,000	1,200
604998	Contingency	—	—	8,000	8,000	10,000
605100	Office Supplies	210	—	500	500	500
605220	Vehicle Fuel-On-Site	3,332	5,225	7,000	7,000	7,800
605240	Uniforms Cost	2,323	1,753	1,300	1,300	2,150
605242	Protective Clothing	106	347	1,600	1,600	1,600
605246	Safety Supplies	—	—	300	300	500
605251	Noncap Equip (Item less 5000)	1,137	1,147	1,200	9,747	2,700
605290	Other Operating Supplies	218	488	500	500	500
605500	Training-General	428	100	1,700	1,700	4,000
	Sub-Total	304,757	292,476	393,700	393,700	469,850
	Departmental Capital Outlay					
606400	Machinery & Equipment	36,122	17,592	—	—	136,000
606440	Vehicles	—	159,834	—	38,966	97,100
	Sub-Total	36,122	177,426	—	38,966	233,100
	Total	**$ 968,648**	**$ 1,175,535**	**$ 1,117,600**	**$ 1,156,566**	**$ 1,576,550**

Water Treatment & Supply—410-55-554-533-

Object #	Account Description	FY 2021 Actual	FY 2022 Actual	FY 2023 Budget	FY 2023 Revised	FY 2024 Budget
	Personnel Services					
601200	Employee Salaries	$ 1,347,891	$ 1,422,530	$ 1,922,300	$ 1,922,300	$ 1,939,500
601205	Lump Sum Payout - Accrued Time	20,816	52,683	9,000	9,000	22,800
601210	Non-Pensionable Earnings	—	4,990	—	—	—
601215	Communication Stipend	3,900	2,025	—	—	—
601220	Longevity Pay	8,477	7,120	7,900	7,900	10,700
601400	Overtime-General	157,741	227,920	170,000	170,000	195,000
601410	Overtime-Holiday	106,311	128,119	115,000	115,000	140,000
602100	FICA & MICA	122,310	138,708	164,700	164,700	170,100
602210	Pension-General	203,083	961,283	346,200	346,200	337,800
602235	Pension-Senior Mgmt	—	—	12,500	12,500	—
602265	Pension-457	983	1,069	1,700	1,700	—
602300	Pmt In Lieu Of Insurance	12,301	8,632	5,600	5,600	28,000
602304	Health Insurance-PPO	69,885	102,191	86,600	86,600	29,200
602305	Health Insurance-HMO	221,808	189,474	274,200	274,200	203,600
602306	Dental Insurance-PPO	6,242	5,658	6,900	6,900	4,000
602307	Dental Insurance-HMO	1,979	1,754	2,800	2,800	3,500
602309	Basic Life	2,907	4,040	5,400	5,400	5,700
602311	Long-Term Disability	1,296	2,821	2,800	2,800	11,000
602312	HDHP Aetna	14,875	11,013	9,100	9,100	14,100
602313	HSA Payflex	2,800	4,200	1,400	1,400	3,200
602400	Workers' Compensation	74,600	74,600	66,400	66,400	75,800
602600	OPEB	(85,078)	20,990	—	—	—
	Sub-Total	2,295,126	3,371,819	3,210,500	3,210,500	3,194,000
	Operating Expense					
603110	Engineering Services	10,000	28,711	185,000	148,500	85,000
603190	Prof Svcs-Other	—	—	15,000	15,000	15,000
603400	Contract Svc-Other	155,402	196,504	230,600	161,600	227,700
603401	Janitorial Services	7,400	6,788	7,400	7,400	7,400
603460	Landscape Services	56,674	45,152	104,400	97,900	134,000
603470	Temporary Help	4,654	32,145	20,000	15,000	10,000
604001	Travel & Training	—	404	4,000	4,000	4,000
604300	Water/Wastewater Svc	3,091	3,305	3,000	3,000	3,500
604301	Electricity Svcs	1,086,689	1,673,159	1,645,300	1,645,300	1,694,800
604400	Leased Equipment	1,829	—	7,200	7,200	7,200
604550	Health Ins Internal Serv Chg	94,300	51,000	48,700	48,700	42,400
604610	Fleet Internal Svcs Charge	8,400	7,500	9,900	9,900	12,000
604620	R&M Buildings	65,983	650	46,200	46,200	47,000
604630	R&M Electric	13,032	3,750	10,000	85,000	10,000
604640	R&M Machinery	58,491	60,821	50,000	50,000	50,000
604641	R&M Membrane Elements	—	78,707	381,000	55,000	25,000
604669	Landscape & Irrigation	646	950	—	—	—
604700	Printing & Binding Svc	776	101	800	800	800
604920	License & Permit Fees	10,761	9,520	19,700	24,700	19,400
604997	Other Operating Expenses	2,604	4,745	32,700	49,700	36,000
604998	Contingency	—	—	40,000	23,000	40,000
605100	Office Supplies	1,484	3,583	3,000	3,000	4,500
605120	Computer Operating Expenses	—	944	1,800	13,800	1,800
605220	Vehicle Fuel-On-Site	2,023	983	2,900	2,900	3,300
605225	Equip Gas Oil & Lube	15,091	31,656	32,800	32,800	32,800
605240	Uniforms Cost	11,988	6,457	11,800	11,800	16,200
605242	Protective Clothing	5,555	8,422	10,400	10,400	10,400
605246	Safety Supplies	1,250	1,209	1,500	1,500	1,700
605250	Noncap Furn (Item less 5000)	5,626	3,874	4,100	4,100	5,500

Water Treatment & Supply—410-55-554-533-

Object #	Account Description	FY 2021 Actual	FY 2022 Actual	FY 2023 Budget	FY 2023 Revised	FY 2024 Budget
605251	Noncap Equip (Item less 5000)	3,595	23,111	21,200	21,200	19,500
605280	Chemicals	861,011	1,254,962	1,274,500	1,464,500	1,800,000
605285	Lab Supplies	23,783	21,566	31,300	39,800	32,000
605290	Other Operating Supplies	33,168	9,164	42,500	42,500	43,100
605410	Subscriptions & Memberships	770	630	2,300	2,300	2,300
605500	Training-General	5,829	755	9,900	9,900	10,400
605510	Tuition Reimbursement	—	—	—	—	5,000
	Sub-Total	2,551,905	3,571,227	4,310,900	4,158,400	4,459,700
	Departmental Capital Outlay					
606210	Building Renovation	—	—	—	39,000	—
606400	Machinery & Equipment	133,532	195,636	—	279,701	—
606440	Vehicles Purchase	644	—	—	—	—
606470	Computer Equipment	1,750	175	—	—	—
	Sub-Total	135,926	195,811	—	318,701	—
	Total	**$ 4,982,958**	**$ 7,138,858**	**$ 7,521,400**	**$ 7,687,601**	**$ 7,653,700**

Wastewater Treatment & Disposal—410-55-555-535-

Object #	Account Description	FY 2021 Actual	FY 2022 Actual	FY 2023 Budget	FY 2023 Revised	FY 2024 Budget
	Personnel Services					
601200	Employee Salaries	$ 914,839	$ 999,332	$ 1,257,400	$ 1,257,400	$ 1,339,200
601205	Lump Sum Payout - Accrued Time	12,189	14,533	15,200	15,200	37,000
601210	Non-Pensionable Earnings	—	10,290	—	—	—
601215	Communication Stipend	1,950	1,950	2,000	2,000	2,000
601220	Longevity Pay	9,827	11,745	13,500	13,500	16,100
601400	Overtime-General	83,407	118,314	78,600	78,600	78,600
601410	Overtime-Holiday	71,186	81,363	83,200	83,200	83,200
602100	FICA & MICA	81,192	91,875	107,800	107,800	115,900
602210	Pension-General	121,786	469,035	171,800	171,800	172,600
602235	Pension-Senior Mgmt	11,680	(40,926)	15,700	15,700	18,100
602265	Pension-457	997	3,234	3,300	3,300	6,100
602304	Health Insurance-PPO	135,518	162,562	155,800	155,800	128,200
602305	Health Insurance-HMO	123,119	116,867	156,300	156,300	180,400
602306	Dental Insurance-PPO	6,202	6,748	7,300	7,300	7,400
602307	Dental Insurance-HMO	778	456	900	900	1,300
602309	Basic Life	2,127	3,020	3,600	3,600	3,900
602311	Long-Term Disability	1,141	4,320	1,800	1,800	7,600
602312	HDHP Aetna	—	—	—	—	22,300
602313	HSA Payflex	—	—	—	—	3,200
602,400	Workers' Compensation	45,500	45,500	40,500	40,500	46,200
602,600	OPEB	(53,174)	13,119	—	—	—
	Sub-Total	1,570,261	2,113,339	2,114,700	2,114,700	2,269,300
	Operating Expense					
603110	Engineering Services	91,006	19,237	150,000	27,500	150,000
603400	Contract Svc-Other	744,424	937,237	1,064,300	1,411,800	1,355,350
603401	Janitorial Services	3,661	3,350	5,000	5,000	5,000
603460	Landscape Services	70,579	93,000	93,000	107,850	95,000
604001	Travel & Training	307	1,547	3,500	5,212	5,000
604100	Communication Services	210	—	500	500	500
604301	Electricity Svcs	598,477	988,559	1,044,400	1,044,400	1,076,300
604302	Gas-Propane	2,633	3,486	5,700	5,700	5,700
604330	Brow Cty Wtr/Wst Collect Fee	29,670	29,244	21,300	21,300	21,300
604400	Leased Equipment	—	—	335,100	60,176	335,100
604550	Health Ins Internal Serv Chg	72,700	39,300	37,500	37,500	43,600
604610	Fleet Internal Svcs Charge	15,000	13,500	17,700	17,700	21,500
604620	R&M Buildings	88,392	26,858	125,500	39,500	117,500
604640	R&M Machinery	57,901	29,459	140,200	136,825	122,200
604669	Landscape & Irrigation	545	—	2,000	4,900	2,000
604920	License & Permit Fees	3,954	6,010	20,600	20,600	20,600
604997	Other Operating Expenses	824	875	1,300	1,300	2,000
604998	Contingency	—	—	20,000	4,449	20,000
605100	Office Supplies	1,718	1,377	2,000	2,000	2,000
605120	Computer Operating Expenses	2,205	503	2,900	2,900	2,900
605220	Vehicle Fuel-On-Site	5,389	3,004	2,400	2,400	2,700
605225	Equip Gas Oil & Lube	22,970	42,039	49,400	49,400	49,400
605240	Uniforms Cost	8,303	5,060	8,000	8,000	12,000
605242	Protective Clothing	4,572	5,852	17,500	17,500	17,500
605246	Safety Supplies	5,810	2,476	8,000	8,000	10,000
605250	Noncap Furn (Item less 5000)	2,977	6,494	5,500	5,500	5,500
605251	Noncap Equip (Item less 5000)	9,753	7,560	9,500	14,500	10,000
605280	Chemicals	321,498	281,550	450,000	609,100	618,000
605285	Lab Supplies	4,253	1,111	7,000	12,000	7,000
605290	Other Operating Supplies	1,748	2,297	3,000	3,000	3,000

Wastewater Treatment & Disposal—410-55-555-535-

Object #	Account Description	FY 2021 Actual	FY 2022 Actual	FY 2023 Budget	FY 2023 Revised	FY 2024 Budget
605410	Subscriptions & Memberships	—	450	600	600	600
605500	Training-General	1,525	1,805	5,500	3,788	5,500
605510	Tuition Reimbursement	1,213	10,111	10,000	10,000	10,000
	Sub-Total	2,174,218	2,563,349	3,668,900	3,700,900	4,154,750
	Departmental Capital Outlay					
606210	Building Renovation	—	169,453	—	91,832	—
606400	Machinery & Equipment	479,602	39,884	—	—	—
606440	Vehicles	—	—	243,800	271,800	—
	Sub-Total	479,602	209,338	243,800	363,632	—
	Total	**$ 4,224,080**	**$ 4,886,025**	**$ 6,027,400**	**$ 6,179,232**	**$ 6,424,050**

Plant Maintenance—410-55-556-536-

Object #	Account Description	FY 2021 Actual	FY 2022 Actual	FY 2023 Budget	FY 2023 Revised	FY 2024 Budget
	Personnel Services					
601200	Employee Salaries	$ 491,245	$ 506,591	$ 604,400	$ 604,400	$ 644,400
601205	Lump Sum Payout - Accrued Time	7,504	24,741	7,500	7,500	11,600
601210	Non-Pensionable Earnings	—	3,164	—	—	—
601220	Longevity Pay	2,745	2,889	3,500	3,500	4,600
601400	Overtime-General	31,919	25,851	25,000	25,000	25,000
601410	Overtime-Holiday	6,542	1,475	6,000	6,000	6,000
602100	FICA & MICA	40,602	41,918	48,900	48,900	52,300
602210	Pension-General	80,466	353,778	117,600	117,600	118,200
602300	Pmt In Lieu Of Insurance	5,395	5,611	5,600	5,600	5,600
602304	Health Insurance-PPO	—	54,479	60,800	60,800	43,800
602305	Health Insurance-HMO	124,370	94,062	107,400	107,400	93,800
602306	Dental Insurance-PPO	2,097	2,186	1,800	1,800	2,600
602307	Dental Insurance-HMO	749	710	1,200	1,200	800
602309	Basic Life	1,076	1,445	1,700	1,700	1,900
602311	Long-Term Disability	335	1,661	900	900	3,600
602400	Workers' Compensation	25,900	25,900	23,100	23,100	26,400
602600	OPEB	(38,994)	9,620	—	—	—
	Sub-Total	781,950	1,156,080	1,015,400	1,015,400	1,040,600
	Operating Expense					
603400	Contract Svc-Other	140,089	149,948	187,000	201,000	187,000
604001	Travel & Training	1,435	1,881	2,400	9,371	2,400
604100	Communication Services	—	47	—	—	—
604400	Leased Equipment	4,786	609	3,000	602	2,700
604550	Health Ins Internal Serv Chg	41,300	22,300	21,300	21,300	19,500
604610	Fleet Internal Svcs Charge	22,000	19,800	25,900	25,900	31,600
604625	R&M Equipment	6,723	14,471	14,500	12,800	14,500
604640	R&M Machinery	211,715	240,938	238,100	238,100	260,000
604998	Contingency	—	—	8,000	—	8,000
605100	Office Supplies	242	—	500	34	500
605120	Computer Operating Expenses	—	1,091	2,400	130	2,400
605220	Vehicle Fuel-On-Site	4,045	4,533	4,100	4,100	4,600
605240	Uniforms Cost	4,581	3,518	4,000	4,000	4,000
605242	Protective Clothing	4,118	5,576	7,500	4,182	7,500
605246	Safety Supplies	704	462	1,000	1,364	1,000
605251	Noncap Equip (Item less 5000)	13,948	16,108	12,000	12,000	12,000
605290	Other Operating Supplies	1,810	556	900	900	1,000
605410	Subscriptions & Memberships	125	80	400	400	400
605500	Training-General	4,470	8,000	10,400	12,217	10,400
605510	Tuition Reimbursement	—	—	5,000	—	5,000
	Sub-Total	462,090	489,917	548,400	548,400	574,500
	Departmental Capital Outlay					
606400	Machinery & Equipment	9,816	—	—	—	110,000
	Sub-Total	9,816	—	—	—	110,000
	Total	**$ 1,253,856**	**$ 1,645,997**	**$ 1,563,800**	**$ 1,563,800**	**$ 1,725,100**

Water Transmission & Distribution Maintenance—410-55-557-533-

Object #	Account Description	FY 2021 Actual	FY 2022 Actual	FY 2023 Budget	FY 2023 Revised	FY 2024 Budget
	Personnel Services					
601200	Employee Salaries	$ 553,525	$ 667,367	$ 839,900	$ 839,900	$ 801,900
601205	Lump Sum Payout - Accrued Time	23,380	37,457	32,100	32,100	45,100
601210	Non-Pensionable Earnings	—	3,957	—	—	—
601215	Communication Stipend	1,250	1,700	700	700	700
601220	Longevity Pay	4,785	6,184	6,600	6,600	7,300
601400	Overtime-General	242,168	236,838	130,000	130,000	170,000
601410	Overtime-Holiday	3,971	10,535	4,000	4,000	10,000
602100	FICA & MICA	62,875	73,217	75,000	75,000	75,700
602210	Pension-General	90,380	404,203	144,300	144,300	127,100
602235	Pension-Senior Mgmt	15,029	—	—	—	—
602265	Pension-457	2,707	2,822	2,900	2,900	3,200
602300	Pmt In Lieu Of Insurance	10,790	11,222	11,200	11,200	11,200
602304	Health Insurance-PPO	41,751	67,656	70,800	70,800	69,800
602305	Health Insurance-HMO	58,986	82,247	98,100	98,100	76,900
602306	Dental Insurance-PPO	5,369	6,240	6,200	6,200	6,800
602307	Dental Insurance-HMO	—	—	400	400	—
602309	Basic Life	1,317	2,245	2,400	2,400	2,400
602311	Long-Term Disability	824	2,202	1,200	1,200	4,500
602312	HDHP Aetna	26,917	28,824	9,100	9,100	21,100
602313	HSA Payflex	4,200	4,200	1,400	1,400	6,400
602400	Workers' Compensation	35,600	35,600	31,700	31,700	36,200
602600	OPEB	(49,629)	12,244	—	—	—
	Sub-Total	1,136,193	1,696,960	1,468,000	1,468,000	1,476,300
	Operating Expense					
603400	Contract Svc-Other	158,744	131,326	220,000	152,096	220,000
604100	Communication Services	1,032	95	—	—	—
604550	Health Ins Internal Serv Chg	36,300	19,700	18,800	18,800	23,700
604610	Fleet Internal Svcs Charge	102,900	92,400	120,600	120,600	146,700
604640	R&M Machinery	5,427	3,050	10,000	4,476	5,000
604661	R&M Distribution System	115,155	107,059	120,000	158,000	124,500
604700	Printing & Binding Svc	509	—	600	600	600
604920	License & Permit Fees	50	150	1,000	1,000	500
604997	Other Operating Expenses	1,456	729	1,000	1,000	500
604998	Contingency	10,000	—	20,000	882	20,000
605100	Office Supplies	1,053	723	1,200	1,200	1,200
605220	Vehicle Fuel-On-Site	26,249	30,522	38,800	38,800	43,500
605240	Uniforms Cost	4,496	4,767	5,600	5,600	5,600
605242	Protective Clothing	5,568	6,521	6,000	6,000	6,000
605246	Safety Supplies	4,411	838	6,000	6,000	3,000
605251	Noncap Equip (Item less 5000)	6,273	5,857	6,600	1,047	3,600
605290	Other Operating Supplies	15,520	14,882	20,000	20,000	16,000
605410	Subscriptions & Memberships	—	—	400	400	1,000
605500	Training-General	2,708	2,571	10,000	11,775	10,000
605510	Tuition Reimbursement	2,259	—	—	—	—
	Sub-Total	500,111	421,190	606,600	548,276	631,400
	Departmental Capital Outlay					
606400	Machinery & Equipment	—	—	—	41,824	—
606440	Vehicles	110	—	36,900	37,306	278,000
	Sub-Total	110	—	36,900	79,129	278,000
	Total	**$ 1,636,414**	**$ 2,118,150**	**$ 2,111,500**	**$ 2,095,406**	**$ 2,385,700**

Water Accountability—410-55-558-533-

Object #	Account Description	FY 2021 Actual	FY 2022 Actual	FY 2023 Budget	FY 2023 Revised	FY 2024 Budget
	Personnel Services					
601200	Employee Salaries	$ 470,573	$ 405,267	$ 458,000	$ 458,000	$ 480,500
601205	Lump Sum Payout - Accrued Time	48,937	29,547	13,600	13,600	41,500
601220	Longevity Pay	4,384	4,819	5,500	5,500	6,000
601400	Overtime-General	182,009	228,475	150,000	150,000	150,000
601410	Overtime-Holiday	2,127	1,103	6,500	6,500	6,500
602100	FICA & MICA	52,281	49,551	45,500	45,500	49,400
602210	Pension-General	54,497	249,458	75,700	75,700	74,900
602304	Health Insurance-PPO	44,489	34,621	34,100	34,100	29,200
602305	Health Insurance-HMO	93,025	92,295	87,800	87,800	98,300
602306	Dental Insurance-PPO	4,615	3,030	2,800	2,800	2,400
602307	Dental Insurance-HMO	80	259	300	300	600
602309	Basic Life	705	1,018	1,300	1,300	1,400
602311	Long-Term Disability	281	363	600	600	2,700
602400	Workers' Compensation	22,800	22,800	20,300	20,300	23,200
602600	OPEB	(28,360)	6,122	—	—	—
	Sub-Total	952,443	1,128,727	902,000	902,000	966,600
	Operating Expense					
603400	Contract Svc-Other	2,294	1,416	3,000	3,000	3,000
603425	Software License & Maint	—	—	98,200	98,200	65,000
604100	Communication Services	2,102	600	—	—	—
604550	Health Ins Internal Serv Chg	43,700	23,600	22,600	22,600	17,300
604610	Fleet Internal Svcs Charge	41,200	37,000	48,300	48,300	58,800
604640	R&M Machinery	—	2,579	—	—	—
604661	R&M Distribution System	162,880	136,874	166,400	166,400	166,400
604700	Printing & Binding Svc	—	—	200	200	200
604920	License & Permit Fees	35,925	57,630	300	300	300
604998	Contingency	—	—	2,000	2,000	2,000
605100	Office Supplies	712	615	900	900	900
605210	Water Meters	3,965	4,653	5,000	5,000	—
605220	Vehicle Fuel-On-Site	15,577	25,465	28,400	28,400	31,800
605240	Uniforms Cost	3,547	3,504	4,000	4,000	4,000
605242	Protective Clothing	3,106	3,103	3,500	3,500	3,500
605246	Safety Supplies	1,305	596	1,000	1,000	1,000
605251	Noncap Equip (Item less 5000)	647	1,242	3,200	3,200	3,200
605290	Other Operating Supplies	1,242	1,332	1,000	1,000	1,000
605410	Subscriptions & Memberships	—	—	200	200	200
605500	Training-General	1,632	—	3,600	3,600	3,600
	Sub-Total	319,833	300,207	391,800	391,800	362,200
	Departmental Capital Outlay					
606400	Machinery & Equipment	—	—	—	50,000	—
606440	Vehicles Purchase	28,413	—	—	4,387	—
	Sub-Total	28,413	—	—	54,387	—
	Total	**$ 1,300,689**	**$ 1,428,934**	**$ 1,293,800**	**$ 1,348,187**	**$ 1,328,800**

Wastewater Collection Maintenance—410-55-559-535-

Object #	Account Description	FY 2021 Actual	FY 2022 Actual	FY 2023 Budget	FY 2023 Revised	FY 2024 Budget
	Personnel Services					
601200	Employee Salaries	$ 1,300,774	$ 1,389,782	$ 1,527,000	$ 1,527,000	$ 1,607,600
601205	Lump Sum Payout - Accrued Time	47,864	55,862	28,700	28,700	50,400
601210	Non-Pensionable Earnings	1,457	6,941	—	—	—
601215	Communication Stipend	2,600	3,125	4,600	4,600	2,600
601220	Longevity	11,057	11,928	12,400	12,400	15,400
601400	Overtime-General	637,323	544,161	405,600	405,600	494,400
601410	Overtime-Holiday	69,127	36,836	30,000	30,000	30,000
602100	FICA & MICA	154,417	152,545	145,300	145,300	158,300
602210	Pension-General	180,313	840,156	266,300	266,300	249,600
602235	Pension-Senior Mgmt	13,558	(46,188)	20,100	20,100	26,300
602265	Pension-457	—	—	—	—	3,300
602300	Pmt In Lieu Of Insurance	1,295	9,927	5,600	5,600	—
602304	Health Insurance-PPO	43,598	51,932	51,200	51,200	29,200
602305	Health Insurance-HMO	271,603	269,909	269,700	269,700	280,400
602306	Dental Insurance-PPO	11,218	10,738	10,400	10,400	10,400
602307	Dental Insurance-HMO	867	790	1,000	1,000	1,000
602309	Basic Life	2,455	4,254	4,300	4,300	4,700
602311	Long-Term Disability	1,159	3,368	2,200	2,200	9,100
602312	HDHP Aetna	7,880	14,887	18,100	18,100	14,100
602313	HSA Payflex	1,400	2,800	2,800	2,800	3,200
602400	Workers' Compensation	84,400	84,400	75,100	75,100	85,700
602600	OPEB	(85,079)	20,990	—	—	—
	Sub-Total	2,759,287	3,469,143	2,880,400	2,880,400	3,075,700
	Operating Expense					
603400	Contract Svc-Other	255,601	280,927	300,000	388,000	300,000
603401	Janitorial Services	3,571	3,273	3,600	3,600	3,600
603460	Landscape Services	26,699	18,173	15,000	18,000	15,000
604001	Travel & Training	—	890	—	—	—
604100	Communication Services	1,004	595	—	—	—
604301	Electricity Svcs	468,568	519,345	583,200	583,200	689,300
604320	Hollywood Large User	506,627	124,325	140,000	140,000	140,000
604400	Leased Equipment	4,017	—	6,600	6,600	6,600
604550	Health Ins Internal Serv Chg	101,400	54,900	52,400	52,400	45,000
604610	Fleet Internal Svcs Charge	145,400	130,500	170,500	170,500	207,500
604620	R&M Buildings	7,526	3,157	3,000	3,000	3,000
604640	R&M Machinery	20,017	11,427	10,000	15,000	10,000
604662	R&M Lift Station-Minor	194,131	192,398	250,000	196,308	50,000
604700	Printing & Binding Svc	215	144	700	700	1,000
604920	License & Permit Fees	56,332	1,760	2,600	3,100	5,000
604997	Other Operating Expenses	3,025	3,527	3,000	8,000	3,000
604998	Contingency	—	—	75,000	—	75,000
605100	Office Supplies	1,416	957	1,500	1,500	1,500
605120	Computer Operating Expenses	4,092	—	400	400	400
605220	Vehicle Fuel-On-Site	49,179	62,321	81,400	81,400	91,200
605225	Equip Gas Oil & Lube	1,507	—	5,900	5,900	5,900
605240	Uniforms Cost	8,840	8,961	9,000	9,000	9,000
605242	Protective Clothing	5,454	4,577	9,400	9,400	9,400
605246	Safety Supplies	2,435	3,078	3,600	3,600	3,600
605251	Noncap Equip (Item less 5000)	6,285	8,024	8,000	18,000	8,000
605280	Chemicals	5,174	—	4,700	4,700	4,700
605290	Other Operating Supplies	30,034	24,946	36,500	46,500	36,500

Wastewater Collection Maintenance—410-55-559-535-

Object #	Account Description	FY 2021 Actual	FY 2022 Actual	FY 2023 Budget	FY 2023 Revised	FY 2024 Budget
605410	Subscriptions & Memberships	690	—	800	800	800
605500	Training-General	2,464	3,927	10,000	10,000	10,000
605510	Tuition Reimbursement	6,525	4,687	—	—	—
	Sub-Total	1,918,229	1,466,818	1,786,800	1,779,608	1,735,000
	Departmental Capital Outlay					
606400	Machinery & Equipment	54,658	78,125	120,000	282,005	—
606440	Vehicles Purchase	3,769	492,069	199,500	557,603	87,800
	Sub-Total	58,427	570,194	319,500	839,608	87,800
	Total	**$ 4,735,942**	**$ 5,506,155**	**$ 4,986,700**	**$ 5,499,616**	**$ 4,898,500**

Water & Wastewater Quality Control—410-55-563-533-

Object #	Account Description	FY 2021 Actual	FY 2022 Actual	FY 2023 Budget	FY 2023 Revised	FY 2024 Budget
	Personnel Services					
601200	Employee Salaries	$ 444,620	$ 479,888	$ 564,200	$ 564,200	$ 840,700
601205	Lump Sum Payout - Accrued Time	16,492	9,205	18,100	18,100	13,100
601210	Non-Pensionable Earnings	—	1,000	—	—	—
601215	Communication Stipend	1,950	1,950	2,000	2,000	3,900
601220	Longevity Pay	1,334	1,660	2,100	2,100	1,700
601400	Overtime-General	24,829	28,570	30,000	30,000	30,000
601410	Overtime-Holiday	8,584	17,449	9,600	9,600	12,000
602100	FICA & MICA	35,432	38,637	47,100	47,100	68,200
602210	Pension-General	56,352	243,856	91,500	91,500	86,400
602235	Pension-Senior Mgmt	29,567	(103,191)	20,100	20,100	87,400
602265	Pension-457	2,408	2,546	2,800	2,800	20,800
602304	Health Insurance-PPO	41,854	31,343	27,200	27,200	—
602305	Health Insurance-HMO	106,077	121,924	131,300	131,300	161,800
602306	Dental Insurance-PPO	4,871	4,393	4,300	4,300	4,300
602307	Dental Insurance-HMO	—	181	400	400	700
602309	Basic Life	1,163	1,638	1,600	1,600	2,500
602311	Long-Term Disability	300	446	800	800	4,700
602400	Workers' Compensation	22,800	22,800	20,300	20,300	23,200
602600	OPEB	(28,360)	6,997	—	—	—
	Sub-Total	770,274	911,293	973,400	973,400	1,361,400
	Operating Expense					
603400	Contract Svc-Other	20,711	30,845	40,800	40,800	46,100
603402	Contracted Lab Testing	78,577	79,150	120,000	120,000	100,000
603425	Software License & Maint	31,042	49,869	55,700	55,700	71,000
604001	Travel & Training	—	15	3,000	3,000	3,000
604400	Leased Equipment	5,682	5,694	20,000	20,000	20,000
604550	Health Ins Internal Serv Chg	49,400	26,700	25,500	25,500	18,700
604610	Fleet Internal Svcs Charge	9,500	8,500	11,100	11,100	13,500
604613	Vehicle Detail	—	54	—	—	—
604700	Printing & Binding Svc	1,548	1,644	5,000	5,000	5,000
604920	License & Permit Fees	2,800	6,805	26,000	26,000	26,000
604997	Other Operating Expenses	—	—	2,500	2,500	2,500
604998	Contingency	—	—	5,000	5,000	5,000
605100	Office Supplies	2,041	984	4,000	4,000	4,000
605120	Computer Operating Expenses	—	—	2,000	2,000	6,000
605220	Vehicle Fuel-On-Site	2,425	2,523	2,900	2,900	3,200
605240	Uniforms Cost	1,565	790	2,400	2,400	3,600
605242	Protective Clothing	4,407	3,854	7,400	7,400	9,800
605246	Safety Supplies	1,341	1,173	1,400	1,400	1,400
605250	Noncap Furn (Item less 5000)	—	—	2,000	2,000	2,000
605251	Noncap Equip (Item less 5000)	—	966	10,000	10,000	10,000
605285	Lab Supplies	68,248	69,226	100,000	100,000	120,000
605410	Subscriptions & Memberships	—	30	1,800	1,800	1,800
605500	Training-General	390	850	7,500	7,500	7,500
605510	Tuition Reimbursement	—	—	—	—	7,000
	Sub-Total	279,679	289,672	456,000	456,000	487,100
	Departmental Capital Outlay					
606400	Machinery & Equipment	—	—	—	50,910	—
606440	Vehicles Purchase	—	—	—	—	112,000
	Sub-Total	—	—	—	50,910	112,000
	Total	**$ 1,049,953**	**$ 1,200,965**	**$ 1,429,400**	**$ 1,480,310**	**$ 1,960,500**

Support Services—410-55-564-539-

Object #	Account Description	FY 2021 Actual	FY 2022 Actual	FY 2023 Budget	FY 2023 Revised	FY 2024 Budget
	Personnel Services					
601200	Employee Salaries	$ 523,020	$ 534,537	$ 576,200	$ 576,200	$ 604,900
601205	Lump Sum Payout - Accrued Time	40,482	62,265	40,300	40,300	55,900
601210	Non-Pensionable Earnings	—	1,000	—	—	—
601215	Communication Stipend	6,925	6,500	6,500	6,500	6,500
601220	Longevity Pay	1,341	514	—	—	—
602100	FICA & MICA	41,505	44,577	45,300	45,300	49,300
602235	Pension-Senior Mgmt	74,653	(270,403)	119,700	119,700	137,900
602265	Pension-457	9,610	13,056	21,200	21,200	22,200
602300	Pmt In Lieu Of Insurance	5,395	—	—	—	—
602305	Health Insurance-HMO	24,461	26,397	28,000	28,000	25,200
602306	Dental Insurance-PPO	1,076	1,251	1,000	1,000	1,900
602307	Dental Insurance-HMO	734	679	800	800	500
602309	Basic Life Insurance	1,408	1,821	1,600	1,600	1,800
602311	Long-Term Disability Ins	211	269	800	800	3,400
602312	HDHP Aetna	28,729	36,772	22,300	22,300	22,300
602313	HSA Payflex	5,600	5,600	2,800	2,800	3,200
602400	Workers' Compensation	22,000	22,000	20,000	20,000	22,900
602600	OPEB	(17,725)	4,373	—	—	—
	Sub-Total	769,424	491,207	886,500	886,500	957,900
	Operating Expense					
603110	Engineering Svcs	—	—	3,000	9,092	3,000
603400	Contract Svcs-Other	500	1,983	2,500	2,500	2,500
603425	Software License & Maint	—	—	1,000	1,000	1,000
604001	Travel & Training	3,109	—	8,000	2,768	8,000
604100	Communication Svcs	—	—	1,100	1,100	1,100
604200	Postage	110	2	1,000	1,000	1,000
604301	Electricity Svcs	8,207	13,989	13,300	13,300	3,700
604500	Risk Internal Svcs Charge	2,600	11,100	9,100	9,100	8,600
604550	Health Ins Internal Serv Chg	7,400	4,000	3,900	3,900	7,000
604610	Fleet Internal Svcs Charge	9,500	8,500	11,100	11,100	13,500
604650	R&M Office Equip	890	—	1,500	445	1,500
604700	Printing & Binding Svcs	356	150	800	1,368	800
604916	Administrative Expense	—	—	300	300	300
604920	License & Permit Fees	—	780	4,000	1,908	4,000
605100	Office Supplies	766	45	1,300	1,300	1,300
605220	Vehicle Fuel-On-Site	239	849	3,000	3,000	3,400
605240	Uniforms Cost	627	—	1,200	1,200	1,200
605250	Noncap Furn (Item less 5000)	3,000	1,391	3,000	5,087	3,000
605290	Other Operating Supplies	1,600	142	1,600	—	1,600
605410	Subscriptions & Memberships	—	130	1,400	1,400	1,400
605500	Training-General	356	273	4,100	5,332	4,100
	Sub-Total	39,260	43,335	76,200	76,200	72,000
	Total	**$ 808,684**	**$ 534,542**	**$ 962,700**	**$ 962,700**	**$ 1,029,900**

Engineering & Strategic Development—410-55-565-539-

Object #	Account Description	FY 2021 Actual	FY 2022 Actual	FY 2023 Budget	FY 2023 Revised	FY 2024 Budget
	Personnel Services					
601200	Employee Salaries	$ 1,291,971	$ 1,059,883	$ 1,532,000	$ 1,532,000	$ 1,109,000
601205	Lump Sum Payout - Accrued Time	82,940	114,904	64,100	64,100	104,200
601210	Non-Pensionable Earnings	—	2,000	—	—	—
601215	Communication Stipend	15,950	8,825	12,400	12,400	11,100
601220	Longevity Pay	4,012	3,002	7,000	7,000	5,600
601400	Overtime-General	1,915	1,525	12,900	12,900	12,900
601410	Overtime-Holiday	—	474	800	800	800
602100	FICA & MICA	101,566	89,582	122,000	122,000	93,100
602210	Pension-General	66,969	296,149	100,600	100,600	63,600
602235	Pension-Senior Mgmt	84,210	(421,244)	170,200	170,200	153,800
602265	Pension-457	25,748	24,852	35,300	35,300	29,300
602300	Pmt In Lieu Of Insurance	26,759	22,443	22,400	22,400	22,400
602304	Health Insurance-PPO	38,158	37,950	33,800	33,800	14,600
602305	Health Insurance-HMO	99,410	97,975	110,500	110,500	80,200
602306	Dental Insurance-PPO	4,543	3,660	5,000	5,000	4,000
602307	Dental Insurance-HMO	662	577	900	900	700
602309	Basic Life Insurance	2,626	3,556	4,400	4,400	3,300
602311	Long-Term Disability Ins	664	2,178	2,200	2,200	6,300
602312	HDHP Aetna	1,220	—	22,300	22,300	—
602313	HSA Payflex	—	—	2,800	2,800	—
602400	Workers' Compensation	31,300	31,300	27,900	27,900	31,900
602600	OPEB	(49,629)	11,369	—	—	—
	Sub-Total	1,830,994	1,390,961	2,289,500	2,289,500	1,746,800
	Operating Expense					
603080	Other Insurance Premium	878	638	800	800	—
603110	Engineering Svcs	7,850	—	150,000	100,000	150,000
603190	Prof Svcs-Other	45,226	3,000	26,600	26,600	7,500
603400	Contract Svcs-Other	—	174,339	16,700	16,700	16,700
603425	Software License & Maint	59,971	142,216	229,700	229,700	2,000
604001	Travel & Training	6,202	34,904	27,300	27,300	—
604200	Postage	366	33	1,300	1,300	1,300
604301	Electricity Svcs	—	—	—	—	10,000
604500	Risk Internal Svcs Charge	6,100	26,100	21,300	21,300	20,000
604550	Health Ins Internal Serv Chg	54,600	29,600	28,200	28,200	22,600
604610	Fleet Internal Svcs Charge	7,000	6,300	8,200	8,200	10,000
604650	R&M Office Equip	8,476	—	9,500	9,500	9,500
604700	Printing & Binding Svcs	1,156	882	2,700	2,700	1,200
604916	Administrative Expense	600	3,672	1,500	1,500	—
604920	License & Permit Fees	456	—	1,000	1,000	400
604997	Other Operating Expenses	—	108	1,400	1,400	—
604998	Contingency	—	1,627	2,000	2,000	—
605100	Office Supplies	2,464	1,744	3,000	3,000	1,500
605120	Computer Operating Expenses	3,681	10,260	2,300	2,300	350
605220	Vehicle Fuel-On-Site	2,173	4,291	3,600	3,600	4,000
605240	Uniforms Cost	1,501	2,126	2,100	2,100	2,100
605250	Noncap Furn (Item less 5000)	599	442	12,000	12,000	12,000
605290	Other Operating Supplies	3,494	713	400	400	400

Engineering & Strategic Development—410-55-565-539-

Object #	Account Description	FY 2021 Actual	FY 2022 Actual	FY 2023 Budget	FY 2023 Revised	FY 2024 Budget
605410	Subscriptions & Memberships	308	964	700	700	300
605500	Training-General	7,178	1,832	13,400	13,400	6,000
	Sub-Total	220,278	445,791	565,700	515,700	277,850
	Total	**$ 2,051,272**	**$ 1,836,752**	**$ 2,855,200**	**$ 2,805,200**	**$ 2,024,650**

Engineering & Strategic Development Staff

Object #	Account Description	Justification
Revenue		
329100	Engineering Permits	Permit fees are collected to offset the cost of providing services by engineering staff for managing the infrastructure construction inspection services.
Expense		
601400	Overtime-General	Overtime is required for the following reasons: (1) repairs to utility lines; (2) holiday shift work, illness, vacation and emergency plant operations; (3) supervision and inspection of construction.
601410	Overtime-Holiday	This expenditure is for regular and overtime hours worked on contractual holidays, to include days worked and not worked per the individual collective bargaining agreements.
603110	Engineering Services	This cost is for required services such as survey, design on existing water and sewer projects relating to the current requirements and permitting of construction, maintenance and repair of Utilities infrastructure, plant operations and analysis, etc. This line is required for the following reasons: Boundary Surveys and Traffic Studies, Topographic Surveys, Soil Testing, Environmental Studies, Engineering Studies, Property Appraisals for park agreement, and other professional services as needed for administrative and health and wellness programs.
603190	Prof Svcs-Other	Various Consulting Services - $114,240 Feasibility Study - $50,000 Mitigation Area Inspection & Treatment - $15,000 Departmental Personnel Enhancement - $35,000 Operational Studies & Development - $40,000 Citywide GIS Software - $100,000
603400	Contract Svc-Other	This line item represents funds for services performed by outside contractors such as: cleaning, grounds maintenance, repairs to lift stations, fence repairs, generator repairs, hauling, sand removal, grit removal, for motor repairs, contractual meter replacement work, welding services, air compressor inspection/services for 3 plants, laboratory equipment maintenance, service electric switchgears, SCADA security assessment, and upgrades to SCADA HMI Software. The budgeted amount of $2,549,050 is distributed as follows: $6,900 (program 100); $113,800 (program 553); $1,355,350 (program 555); $187,000 (program 556); $220,000 (program 557); $3,000 (program 558); $300,000 (program 559); $46,100 (program 563); $70,600 (program 554/location 130); $157,100 (program 554/location 140); $70,000 (program 550); $2,500 (program 564); $16,700 (program 565). Includes approved above base request of $24,200 (program 553) for replacing obsolete liftstation SCADA system.
603401	Janitorial Services	This line item represents funds for services performed by outside contractors such as: cleaning.
603402	Contracted Lab Testing	The $100,000 budget will cover outside service for wastewater laboratory analysis required by the City of Hollywood Large User Agreement and for related water laboratory analysis required by Federal, State and Local regulations.
603404	Air Condition Svcs	Repairs and maintenance for A/C equipment as needed.
603425	Software License & Maint	Bentley WaterCAD Maintenance Contract & Support $9,000 Hansen Gateway Lisc. For Barcoding System $600 Hansen Maintenance Contract & Support2013 $10,000 Tokay Maintenance Contract & Support - Backflow Program / Maintenance $1,000 Aquatic Informatics / Tokay $12,000 Inovyze $9,000 Auto Desk $3,500 Acrobat Creative Cloud $3,000 XLReporter Licenses Support Services (7 licenses) - $2,000 Annual Revenue Locator App $30,000 Annual FlexNet RNI Hosted SaaS $20,000 Annual Sensus Analytics Hosted $10,000 Annual Pressure Profile $5,000 Perkin-Elmer: Inst maintenance-Lab/ICP $25,000 Dionex IC instrument maintenance $10,000 Ethosoft ($2600) LIMS maintenance $3,300 Linko Pretreatment software maintenance $3,000 Chromelion 7.0 Version for Dionex IC $10,000 Protocol3 $5,000 Omnion (Lachat) software $15,000 Civical Maintenance & Support - CSRT (replaced by Lucity module STEAM); Telephonetics Upgrade - Cisco – Survey; Additional Software Needs; Viso/Adobe Pro $2,500 Adobe $2,500 Engineering & GIS (Bluebean, AutoCAD, Adobe Pro, etc.) $50,000
603455	Security Services	This line item is for outside security services at the water plant.
603460	Landscape Services	Costs to maintain landscape and several Utilities plants and lift station properties located throughout the city. Includes approve above base request of $27,100 (program 554, location 140).
603470	Temporary Help	This account represents costs associated with providing additional professional staff for clerical support to maintain work flow during extended employee absences.

Object #	Account Description	Justification
604001	Travel & Training	This cost is for approved out of area travel for trainings, conference, seminars, etc., and includes registration, airline travel, mileage, meals and other related expenses.
604100	Communication Services	This account is for radios, hand held units, Cell Tower Modem fees, air card service charges, and monthly GPS fees to Synonvia and Verizon. The budget of $1,600 is distributed as follows: $500 (program 555); $1,100 (program 564).
604200	Postage	This account represents allocated costs for regular and bulk mailings and delivery services for U.P.S. and Federal Express.
604300	Water/Wastewater Svc	This represents costs for water and sewer usage for the water plant, lift stations and other buildings.
604301	Electricity Svcs	This account represents allocated costs for electricity usage.
604302	Gas-Propane	Purchase of Propane Gas to fuel the WWRF Digesters and Boilers.
604320	Hollywood Large User	The City of Miramar is part of the Large User Agreement for the treatment of wastewater at the City of Hollywood Regional Facility. The City pays monthly service charges & fees.
604330	Brow Cty Wtr/Wst Collect Fee	Funding for costs associated with utilities for Broward County Services.
604400	Leased Equipment	Allocated costs for copier rental. Toner is only purchased if exceeds allotted meter amount. Includes crane and scissors lift rental, standby generator lease, tank rental fees, etc.
604500	Risk Internal Svcs Charge	This is a restricted account for allocated property and liability insurance premiums as provided by HR-Risk Management.
604550	Health Ins Internal Serv Chg	Funds the City's wellness program that encourage employees to adopt healthy habits through education, incentives and an on-site clinic.
604610	Fleet Internal Svcs Charge	This account represents costs associated with repair and maintenance of city vehicles. Allocation provided by Public Works Fleet Maintenance.
604620	R&M Buildings	Pressure and Paint well pads #2 $12,500 Roof Inspections and repairs at Bldg. J (Digester Bldg) $15,000 Replacing Doors/Interior Doors (Exterior Replaced FY2023) $48,000 Concrete Repair & Railings (Sand Filters & Aeration Basin #1 East Wall) $50,000 Sites - 133 lift stations @ $25 ea misc parts for structural repairs $3,000 Wall sealing repair $7,000 Lighting Maintenance (EWTP & 2MGT) $4,200 Paints, Paint Supplies, & Graffiti Remover $1,000 Pest Control Service $1,000 Building Consumables: Coatings, Sealers, Solvents, & Cleaners $2,000 Door maintenance/repairs $1,000 Window & Shutter maintenance and repairs $10,000 Miscellaneous Painting at WWTP and Fence Repair $12,800
604625	R&M Equipment	Purchase of new and replacement pumps and motors.
604630	R&M Electric	Cost of electrical maintenance and parts. Includes approved above base request of $35,800 (program 553) for the replacement of obsolete liftstation SCADA system.
604640	R&M Machinery	This line item represents repair and maintenance of all pumps, motors and power equipment utilized in the Utilities Operations. Includes funding for additional equipment rehabilitation and spare parts for three plants.
604641	R&M Membrane Elements	This budget is to fund the cost of membrane elements.
604650	R&M Office Equip	Repair of office related equipment such as the plans copier and plotter.
604661	R&M Distribution System	This represents funding for the purchase of all materials and supplies required to maintain meters and to upgrade the City's existing water and sewer mains and fire hydrants.
604662	R&M Lift Station-Minor	This represents funding for the maintenance and repair of lift stations city-wide including but not limited to pump repairs, control system services and parts, painting and structural improvements and repairs.
604664	R&M Telemetry	This account is used to pay cost associated with electronic supplies for telemetry system.
604665	R&M Air Conditioning	This represents funding for repairs and maintenance related to city-wide air conditioning systems.
604669	Landscape & Irrigation	The line is for landscape & beautification/irrigation.
604700	Printing & Binding Svc	This line item is for special anticipated flyers for compliance with the Safe Water Drinking Act, service related door hangers, meter cards, books, and copier overages. It also represents printing services related to letterhead, envelopes, business cards and other project related materials. Copy overages will also be charged to this account.
604870	Public Education	This line item is for Public Outreach and Information Program for reclaimed water, water conservation and water and wastewater utility system.
604889	Marketing & Promotions	This represents costs associated with marketing materials and specialty items needed to promote City events, initiatives, and programs.
604910	Advertising Costs	This line item supports specialized advertising for recruiting Utilities staff and public notices to be advertised in newspapers per Federal, State, and Local regulations pertaining to water/ wastewater.

Object #	Account Description	Justification
604916	Administrative Expense	This is for petty cash reimbursements and expenses incurred with administrative sponsored meetings, trainings, etc.
604920	License & Permit Fees	PE License Renewal - $200 Electrical Journeyman Renewal $200 Fuel Storage & Generator Licensing $680 Storage Tank State (DEP) (Annual Renewal), Hazardous Material (FDEP) (Annual Renewal) $1,650 FDEP Operation License/Broward County Lic to Operate Annual Renewal,5/1/2021 $2,500 FDEP Air License, [Bi-Annual, Due October'23 $360 Certification upgrade reimbursement $235 Operator CEUs 2-Yrs Renewals Due in 2023 $2,400 Operator license renewals $1,050 FWPCOA membership (CHAPTER 7) Hazardous Material (FDEP & DPEP) (Bi-Annual Renewal, 5/31/2023) $1,550 DEP Permit (5-yr renewal) 2023 $10,000 Elevator Operation - Broward County-Annual $175 AWWA Water Distribution Licenses (10 ea $50.00) $500 CDL License Renewal (2 ea $250.00) $500 CDL Licenses New and Renewal (3 ea $100.00) $300 annual license renewal for Booster Pump Station $2,600 NELAC Audit $10,000 Lab water/wastewater certification: FL Dept. of Health $3,500 Lab water wastewater certification app fee: FL Dept. of Health $12,500 Hazard Materials Cert. Due 5/31/20' (Broward Co.) $850 Diesel Fuel Storage Tank Cert. @ 10 MGT Facility. (FL. State) Annual $500 Diesel Fuel Storage Tank Cert. @ EWTP. (FL. State) Annual $500 Storage Tank Registration Placard Annual $100 Annual Fire Inspection Permit Annual $750 Elevator Operations Permit Annual $775 Operators License Exams: Estimated 2 operators $400 Operators License Renewals $825 Permit to Operate: BCHU exp. 06/30/20 (Annually) $11,620 Diesel Storage Tank Placards: FDEP $1,800 Air License (Due 3-1-23) Every 2 yrs. $680 (11) WTP Operator Licenses Renewals (Due 2023) & (2) License Exams $900 BOES Dumping Permit Renewal UT2100, UT2107 ANNUAL (2 renewal @ $100) $200 DNRP - Sludge transport/permit fees $500 DEP/DNRP diesel storage tank registration for MPS - ANNUAL renewal $1,000 DEP/DNRP diesel storage tank registration BPS - ANNUAL renewal $200 DEP/DNRP diesel storage tank registrations PS #7 - ANNUAL renewal $350 Professional licenses $2,750 Other as required $900
604997	Other Operating Expenses	This cost is for expenditures that cannot be accounted for in another line item.
604998	Contingency	This line item represents contingency funding for unanticipated expenses not budgeted in any other account.
605100	Office Supplies	This represents funding for miscellaneous office supplies for the department to function.
605120	Computer Operating Expenses	This line item is computer related hardware/items. Includes approved above base request of $2,000 for start-up costs associated with new Water Quality Specialist I position (Prog 563).
605220	Vehicle Fuel-On-Site	This account covers the cost of gas and oil used for city vehicles. Allocation provided by Public Works Fleet Maintenance.
605225	Equip Gas Oil & Lube	This account is used for gas, oil and lube for generator and other equipment. Public Works department provided the budgeted amount.
605240	Uniforms Cost	This expenditure represents funding for uniforms for employees which includes, but not limited to t-shirts, hats, uniform rental and safety shoes.
605242	Protective Clothing	This line item provides for required protective items such as gloves, safety goggles, full body suits, and rubber boots.
605246	Safety Supplies	This expenditure is for safety equipment supplies such as: traffic cones, barricades, gas detectors, etc.
605250	Noncap Furn (Item less 5000)	Furniture costing under $5,000 for each item. Includes the purchase of miscellaneous furniture such as tables and chairs for meeting room, Laboratory and Operations Center, workstations, desks, appliances and file cabinets for new staff. Includes approved above base request of $9,170 for start-up furniture associated with 2 new Customer Service Specialist II positions (Prog 550).

Object #	Account Description	Justification
605251	Noncap Equip (Item less 5000)	This expenditure is for the purchase of new and replacement of small hand and power tools and other associated accessories utilized in the Utilities Department that cost under $5,000. It also includes funding for Toughbook laptops as well as sample stations for monthly required testing. The budget of $72,000 is requesting for the following items: All-purpose penetrating oil/ WD-40; Bar, Johnson, Pry, Breaker, Flat Tip x 5 ft; Batteries; Battery jumper cables; Couplings, Aluminum (Quick Disconnect for Pumps); Cutting fluid for drill press; Degreasers; Dial indicator for shaft alignment; Electric Saws; Electrical fish tape; Extension, 1/2" Drive x 4 Foot Long; Gas Cans; Gauge, Hydrant, Pressure Reading 0 to 200 psi; Grease, Lubricant, Tube, For Backhoes; Mag-Lite; Manhole hooks; Marking Paint; Misc. Hand Tools (Measuring Tapes, Pliers, Picks, Pipe Cutter, Hammer, etc.); Operations Tools, Lockers, Chemical Cabinets; Portable Generator; Portable insect fogger for injection well/pretreat; Pressurized Spray Bottles for Disinfecting equipment; Rakes for leveling of solids in trailers and grit/rag bins; RO & Nano Train Spare/Replacement Parts; Rust and corrosion inhibitor; Sample pump for monitor well; Shop Tools; Shovels, Hand/Various; Skimming nets; Small valve/pump repair and maintenance; Socket, Sets/Adapters; Spare sludge judges; Submersible Pumps; Various Blades, Hack Saw/Band Saw, Drill Bits Set, etc. Various Nozzles; Tools (Chisels/Screwdrivers/ Shears); Wire Brushes, rollers, squeegee, scrapers, brooms, mops, etc; Wrenches, Pipe/ Crescent/Hydrant/Meter. Includes approved above base request of $3,000 for start-up computer equipment associated with 2 new Customer Service Specialist II positions (Prog 550).
605280	Chemicals	This line represents funding for different types of chemicals used in water treatment such as: lime, chlorine, fluoride coagulant poly-phosphate, and calcium carbonate remover. Chemicals used in the sewer department include sewer solvent, lift station control, grease eliminator, deodorant blocks and art cleaners. The budgeted amount of $2,422,700 is distributed as follows: $618,000 (Prog 555); $4,700 (Prog 559); $500,000 (Prog 554/location 130); $1,300,000 (Prog 554/location 140).
605285	Lab Supplies	This line item represents expenditures for the City's water and wastewater plant laboratory and the related equipment and supplies. The laboratory is required to perform quality control and quality assurance on various tests as required by the U.S.E.P.A. and Florida D.E.R. The laboratory also provides services to developers which is a source of revenue.
605290	Other Operating Supplies	The anticipated amount of funding required for miscellaneous expenditures not included in other accounts. Includes funding for additional fill, plants, and sod for restoration.
605410	Subscriptions & Memberships	American Academy of Environmental Engineers $450 American Society of Civil Engineers $1,400 Water Environmental Federation $5,000 National Society of Professional Engineers $1,200 Florida Rural Water Association $500 Professional Engineering Licenses $600 SEFLUC $1,500 AWWA $4,000 Women of Color Empowerment Institute $150 National Forum for Black Public Administrators - Fiscal Ops Mgr $200 Subsc/Mem to include: FCCMA, BCCMA, APWA, AWWA $1,000 (11) FW&PCOA Membership $330 (11) S.E.D.A. Membership $440 National Safety Council Membership: (Utility Dept.) $400 FW&PCOA Memberships: (12 ea $30.00) $360 AWWA Membership: Chief Operator $250 SEDA Memberships: (12 ea $40.00) $480 Water Environment Federation (Chief Operator) $200 Association (FWPCOA) Annual Renewal, (15 operators @ $25.50) $300 2 AWWA Memberships: Utility Manager # 1327 $175 AWWA, AMTA & SEDA Memberships $175 Memberships for FWPCOA @ $25 ea./year (11 @ $25) (6 @ $30) $455 Subscriptions & memberships for new staff $800 MemberShipp APWA $230 MemberShipp FWPCOA (All staff) (22 ea. $35.00) $770 Publications (FWEA & WEF Libraries) $25 Membership AWWA $25 SEDA membership: (7 ea $50.00) $350 FW&PCOA membership: (7 ea $30.00) $210 FSEA subscription: (7 ea $55.00) $385 AWWA membership (7 @ $50.00) $350 WEF membership (7 @ $50.00) $350 FIPA membership: (2 ea $30.00) $60 ENR Renewal Subscription for Engineering and for GIS (GISP Application Fee and URISA membership). $700 Other $1,005

Object #	Account Description	Justification
605500	Training-General	This expenditure represents funds needed to attend various trainings/seminars to include: Training for CEU/Engineering Certification $6,000 Backflow Testing and Repair Certification, (1) Employees, Water System Operator II $500 Recertification for Certifice Occupational Safety Manger $1,800 Customer Service Enhancement Training for CSRT Training for Exec Asst. to Asst. City Manager $3,000 Electrical Code 2-Day Seminar (Local): NFPA requires 16 hours of Continuing Education Units (C.E.U.) toward Electrical License renewal - (3) Employees $900 Training Instrumentation - $300 Laws & Rules and Area of Practice (CEU for PE License) - $500 (11) Emps. For State Approved CEU/Training $2,200 Emps. "C" License @1.0 CEU $1,000 Emps. "A" & "B" License @ 2.0 CEU's $1,300 State Approved CEU/Training CEU 12.0 Emp $2,400 Safety Training (3 @$1,000) $3,000 Safety & Plant Operation Training Classes for Operator CEU's (FY21) (12 ea @ $300) $3,600 Books and registration for operators to take their licenses (6 ea @ $315) $1,900 FWPCO Short School for (8) mechanics @ $325) $2,600 FWRC Florida Water/Wastewater Conference in , FL. (7 ea. @$500) $3,500 Safety Training- (3 ea. @ $1,000) $3,000 Local training courses-1 l/s $1,300 Equipment Operator Training: (4 @ $2,500) $10,000 CDL TRAINING (4 @ $880) $3,600 Certification One-Time Incentive of $500 for Class "B" to Class "A": $525 CDL License Training (8 @ $880) $7,040 Certification One-Time Incentive of $300 for Class "C" to Class "B": (2 @ $300) $600 Training by: The Health and Safety Training Group" $995 "Maintenance of Traffic: Training by: The Health and Safety Training Group" $995 Training Videos $370 FWPOCA Short School to obtain Wastewater Certification (13 @ $275) $3,575 Data Integrity Seminar registration fee for 7 staff (7 @$125) $875 FIPA registration fee:1 additional staff (2 @$150) $300 Nelac On Demand Training (online) (2 @$1,300) $2,600 FSEA Fall Technical Conference Registration for 4 staff (4 @$700) $2,800 Risk and Resilience Awareness Training $925 Inspectors training and certification for GIS $8,800
605510	Tuition Reimbursement	Education assistance to permanent employees that is associated with a certificate or degree program at a community college or state college/university. Education must be related to the employee's present position or have the ability to assist in a promotional opportunity. The cost covers books and lab fees associated with the course.
606400	Machinery & Equipment	Includes approved above base request of $246,000 for various capital outlay machinery & equipment replacement purchases.
606440	Vehicles	Replacement/addition of 9 vehicles for a total of $614,900. Program 559 - 1 vehicle $87,800 Program 100 - 1 vehicle $40,000 Program 553 - 2 vehicles $97,100 Program 557 - 2 vehicles $278,000 Program 563 - 3 vehicles $112,000
606514	CIP-Vehicles	The City is implementing a valve exercising program. This program aims to locate and exercise valves to ensure that they function and operate properly. The city has over 13,000 water valves that requires regular valve exercise and a valve exercise truck is required to effectively carryout these maintenance program. This equipment will also be used for our sanitary forcemain and reuse water distribution system.

Description

The Utility Fund Non-Departmental section is used for expenditures that are not directly related to a specific operating department service activities or that are separate from departmental operations for control purposes. As such, goals, objectives, performance measures and accomplishments do not apply to this budget.

Operating expenses include debt service for short term debt payment, other expenses not charged to utility fund programs, mandatory renewal and replacement reserves and inter-fund transfer out to Contribution in Aid of Construction (CIAC) Fund for State Revolving Loan.

Expenditure Budget Summary

Summary by Category	FY 2021 Actual	FY 2022 Actual	FY 2023 Budget	FY 2023 Revised	FY 2024 Budget
Personnel Services	$ (22,800)	$ 247,897	$ —	$ —	$ —
Operating Expense	8,984,845	9,119,228	10,588,225	11,032,413	11,162,016
Capital Outlay	70,000	250,441	—	1,187,728	—
Debt Service	1,664,043	2,027,689	5,617,500	5,617,500	5,638,500
Depreciation	10,266,548	11,978,142	—	—	—
Total Operating Expenditures	**$ 20,962,636**	**$ 23,623,396**	**$ 16,205,725**	**$ 17,837,640**	**$ 16,800,516**
Transfer Out	530,400	526,500	530,700	530,700	530,700
Capital Asset Clearing	(1,803,722)	(8,147,832)	—	—	—
Grants & Aids	—	—	—	—	—
Other Uses	—	—	—	—	—
Appropriated Fund Balance	—	—	—	—	—
Total	**$ 19,689,314**	**$ 16,002,064**	**$ 16,736,425**	**$ 18,368,340**	**$ 17,331,216**

Expenditure Detail Budget—410-70-000-517-000-\|410-90-000-519-/536/581/590-000-

Object #	Account Description	FY 2021 Actual	FY 2022 Actual	FY 2023 Budget	FY 2023 Revised	FY 2024 Budget
	Capital Asset Clearing					
606900	Capital Asset Clearing Account	$ (1,803,722)	$ (8,147,832)	$ —	$ —	$ —
	Sub-Total	(1,803,722)	(8,147,832)	—	—	—
	Debt Service					
607128	Princ-15 Util System Bond	530,000	525,000	550,000	550,000	570,000
607138	2017 Util Sys Rev Bd-Prin	1,058,875	1,113,050	1,167,300	1,167,300	1,231,300
607144	2018 SRL WW060801	181,499	321,184	324,100	324,100	327,200
607170	Prin -2017 SRL DW 060820	—	1,508,493	—	—	1,504,500
607228	Int-15 Util System Bond	226,545	212,685	202,000	202,000	187,200
607240	607240-Int-SRF Loans	248,280	—	—	—	—
607238	2017 Util Sys Rev Bd-Int	1,452,028	1,385,403	1,356,300	1,356,300	1,296,300
607244	Int-2018 SRL WW060801	31,232	73,457	62,600	62,600	59,400
607270	Int-2017 SRL DW 060820	—	513,316	—	—	330,600
607290	Int-Custom Deposits	12,278	13,013	12,000	12,000	12,000
607320	Cost Of Issuance	(313,128)	(313,128)	—	—	—
607322	Admin Costs	—	136,135	1,943,200	1,943,200	120,000
607324	Bond Discount Amortization	255,087	6,807	—	—	—
607999	Debt Service Clearing	(1,770,374)	(3,467,727)	—	—	—
	Sub-Total	1,415,763	2,027,689	5,617,500	5,617,500	5,638,500
	Personnel Services					
601600	Compensated Absences	(24,720)	245,977	—	—	—
602322	Non-Rep Retiree Stipend	1,920	1,920	—	—	—
	Sub-Total	(22,800)	247,897	—	—	—
	Operating Expense					
603121	City Attorney Services	25,000	16,154	25,000	25,000	25,000
603190	Prof Svcs-Other	—	713,914	134,499	669,104	134,499
603425	Software License & Maint	112,375	—	—	—	—
604690	Res. Copper Pipe Loan Program	—	72,634	—	200,000	150,000
604901	Credit Card Svc Fees	148	—	—	—	—
604905	Bank Svc Charges	34,421	34,627	37,900	37,900	48,000
604915	Pmt in Lieu of Taxes	2,495,100	2,657,200	2,829,900	2,829,900	3,042,200
604989	IT Internal Svcs Charge	1,730,600	1,262,300	1,287,900	1,287,900	1,270,400
604996	Admin Chg from Gen Fund	4,562,200	4,362,400	5,745,309	5,745,309	6,064,200
604998	Contingency	—	—	527,717	237,300	427,717
605251	Noncap Equip (Item less 5000)	25,000	—	—	—	—
	Sub-Total	8,984,845	9,119,228	10,588,225	11,032,413	11,162,016
605915	Depreciation-Proprietary	10,266,548	11,978,142	—	—	—
	Sub-Total	10,266,548	11,978,142	—	—	—
	Departmental Capital Outlay					
606400	Machinery & Equipment	45,000	250,441	—	1,125,028	—
606471	Software	25,000	—	—	62,700	—
	Sub-Total	70,000	250,441	—	1,187,728	—
	Transfers					
691414	Trfr To CIAC	530,400	526,500	530,700	530,700	530,700
	Sub-Total	530,400	526,500	530,700	530,700	530,700
	Total	**$ 19,441,034**	**$ 16,002,065**	**$ 16,736,425**	**$ 18,368,341**	**$ 17,331,216**

Utility Fund Non-Departmental Budget Justification

Object #	Account Description	Justification
Expense		
603121	City Attorney Services	This is Utility's portion for city attorney's service.
603190	Prof Svcs-Other	This is for benefits and other related outside professional services.
604690	Res. Copper Pipe Loan Program	This line item is for the City of Miramar Residential Copper Pipe Loan Program.
604905	Bank Svc Charges	This is for analyzed bank services charges for handling Pooled cash accounts. Allocated amount is based on each fund cash balance.
604915	Pmt in Lieu of Taxes	This account is for payment that property owners are not subject to taxes and make the City compensate for services that the property owners receive that are normally financed through property taxes.
604989	IT Internal Svcs Charge	This account is for technology related costs such as leased computers, internet, intranet, land lines, network, telephone, software licenses, database needs and support services..
604996	Admin Chg from Gen Fund	This is for charges from the general fund for administrative service cost.
604998	Contingency	This is for one time expenditures that are not budgeted in another line item.
691414	Trfr To CIAC	This transfer is for the State Revolving Loan Infrastructure and Wastewater principal and interest debt service.

Utility Fund Debt Service Budget Justification

Object #	Account Description	Justification
Expense		
607128	Princ-15 Util System Bond	This is the Principal for the 2015 Utility System Revenue Bond which refunded the Utility System Refunding and Improvement Revenue Bonds, Series 2004. Principal and Interest are due quarterly in Jan, April, July and October 1 through 2034.
607138	2017 Util Sys Rev Bd-Prin	This is the Principal for the Utility System Refunding Revenue Bonds, Series 2017 which was used to pay off the then outstanding Utility System Revenue Bond, Series 2007. Principal is due annually on October 1 through October 1, 2037, to begin October 1, 2018. Reduced by -$16,100 to account for the split between funds 410 and 415, with 98.5% of the total P & I belonging to 410 and 1.5% to fund 415.
607144	2018 SRL WW060801	Principal payment for the State Revolving Loan Funds SRF060801
607170	Prin -2017 SRL DW 060820	This is the Principal portion for the State Revolving Loan 060820.
607228	Int-15 Util System Bond	This is the Interest portion for the 2015 Utility System Revenue Bond which refunded the Utility System Refunding and Improvement Revenue Bonds, Series 2004. Principal and Interest are due quarterly in Jan, April, July and October 1 through 2034.
607238	2017 Util Sys Rev Bd-Int	This is the Interest for the Utility System Refunding Revenue Bonds, Series 2017 which was used to pay off the then outstanding Utility System Revenue Bond, Series 2007. Interest is due annually on October 1 through October 1, 2037, to begin October 1, 2018. Reduced by -$22,300 to account for the split between funds 410 and 415, with 98.5% of the total P & I belonging to 410 and 1.5% to fund 415.
607244	Int-2018 SRL WW060801	Interest payment for the State Revolving Loan Funds SRF060801
607270	Int-2017 SRL DW 060820	This is the Interest for the State Revolving Loan 060820.
607290	Int-Custom Deposits	This account is for the interest paid on customer deposits.
607322	Admin Costs	This is for the Principle and Interest payments for the new SRL Loan CW060840.

Description

This section is for capital improvement projects expenditures that cost over $100,000 and are funded by the Utility Fund. These expenditures only reflect what will impact FY24 Budget. All other details on these projects are in the Five Year Capital Improvement Budget.

Expenditure Budget Summary

Summary by Department	Dept. #	FY 2021 Actual	FY 2022 Actual	FY 2023 Budget	FY 2023 Revised	FY 2024 Budget
Public Works	50	$ 40,638	$ 42,947	$ —	$ 2,916,415	$ —
Construction & Facilities Management	53	—	—	—	468	—
Utilities	55	1,676,436	6,628,228	10,275,677	33,402,067	8,905,000
Information Technology	58	34,515	902,527	860,000	1,410,151	—
Total		**$ 1,751,589**	**$ 7,573,702**	**$11,135,677**	**$37,729,101**	**$ 8,905,000**

Expenditure Detail Budget–410-Various

Object #	Account Description	Project #	FY 2021 Actual	FY 2022 Actual	FY 2023 Budget	FY 2023 Revised	FY 2024 Budget
	Capital Improvement						
	Monarch Lakes Park						
	410-53-801-572-000-	51007					
606510	CIP-Construction		$ —	$ —	$ —	$ 468	$ —
	Sub-total		—	—	—	468	—
	Sewer Line Rehabilitation Program						
	410-55-801-535-000-	52004					
606510	CIP-Construction		124,620	155,338	—	14,937	—
	Sub-total		124,620	155,338	—	14,937	—
	E Mir Fire Hydrant & Lines Imprv						
	410-55-800-529-000-	52010					
606510	CIP-Construction		—	7,043	—	—	—
	Sub-total		—	7,043	—	—	—
	Meter Repair & Replacement						
	410-55-800-533-000-	52016					
606511	CIP-Furniture & Fixtures		258,536	284,909	750,000	899,322	900,000
	Sub-total		258,536	284,909	750,000	899,322	900,000
	West WTP Lab & Office Space Mod						
	410-55-807-533-000-	52038					
606502	CIP-Plan/Design/Eng		23,981	52,372	—	49,257	—
606505	CIP-Permits		25,000	—	—	—	—
606510	CIP-Construction		—	176,500	—	429,729	—
606511	CIP-Furniture & Fixtures		—	20,307	—	385,761	—
606520	CIP-Contingency		—	—	—	112,517	—
606810	CIP-Tech Software/Hardware		—	—	—	22,460	—
	Sub-total		48,981	249,179	—	999,725	—

Expenditure Detail Budget–410-Various

Object #	Account Description	Project #	FY 2021 Actual	FY 2022 Actual	FY 2023 Budget	FY 2023 Revised	FY 2024 Budget
	Historic Miramar Improvements III						
	410-55-801/901-536-000-	52040					
606502	CIP-Plan/Design/Eng		(2,041)	—	—	—	—
606510	CIP-Construction		38,997	—	—	—	—
	Sub-total		36,956	—	—	—	—
	East Water Plant Process Enhance						
	410-55-803/900-533-000-	52041					
606502	CIP-Plan/Design/Eng		4,985	—	—	—	—
606505	CIP-Permits		13,733	—	—	—	—
606510	CIP-Construction		114,675	—	—	—	—
	Sub-total		133,393	—	—	—	—
	Reclaimed Water System Exp/Piping						
	410-55-806/815/816-533-000-	52047					
606502	CIP-Plan/Design/Eng		—	432,711	—	317,289	—
606505	CIP-Permits		—	9,358	—	—	—
606510	CIP-Construction		—	—	—	7,710,642	—
606810	*CIP-Tech Software/Hardware*		—	—	—	550,000	—
	Sub-total		—	442,069	—	8,577,931	—
	Reclaimed Water System Expansion/WW						
	410-55-808/900-533-000-	52049					
606510	CIP-Construction		135,388	—	—	—	—
	Sub-total		135,388	—	—	—	—
	West Water Plant Process Improv						
	410-55-810-533-000-	52064					
606502	CIP-Plan/Design/Eng		14,000	—	—	—	—
606510	CIP-Construction		191,395	—	—	—	—
	Sub-total		205,395	—	—	—	—
	Historic Mir Drainage Improvement						
	410-50-800-533-000-	52066					
606502	CIP-Plan/Design/Eng		40,638	40,967	—	40,845	—
606510	CIP-Construction		—	1,980	—	2,475,570	—
606520	CIP-Contingency		—	—	—	400,000	—
	Sub-total		40,638	42,947	—	2,916,415	—
	Water Service Line & Main Repr/Repl						
	410-55-811-533-000-	52072					
606510	CIP-Construction		90,294	192,365	—	40,605	—
606511	CIP-Furniture & Fixtures		29,705	140,295	—	—	—
	Sub-total		119,999	332,660	—	40,605	—
	CC Ranches Wtr Main Impr Ph I						
	410-55-812-533-000-	52076					
606502	CIP-Plan/Design/Eng		50,008	—	—	15,389	—
	Sub-total		50,008	—	—	15,389	—
	SCADA Cybersecurity Improvement						
	410-58-801-536-000-	52078					
606502	CIP-Plan/Design/Eng		34,515	646,267	—	397,037	—
606515	CIP-Professional Fees		—	—	600,000	600,000	—
606520	CIP-Contingency		—	—	—	11,863	—
606810	CIP-Tech Software/Hardware		—	256,260	—	1	—
	Sub-total		34,515	902,527	600,000	1,008,901	—

Expenditure Detail Budget–410-Various

Object #	Account Description	Project #	FY 2021 Actual	FY 2022 Actual	FY 2023 Budget	FY 2023 Revised	FY 2024 Budget
	WWRF Bldg N 2nd Floor Conversion						
	410-55-809-535-000-	52088					
606502	CIP-Plan/Design/Eng		2,925	20,315	—	23,455	—
606505	CIP-Permits		—	—	10,000	10,000	—
606510	CIP-Construction		—	18,896	525,000	888,660	—
606511	CIP-Furniture & Fixtures		—	—	—	11,517	—
606520	CIP-Contingency		—	—	50,000	100,000	100,000
606810	CIP-Tech Software/Hardware		—	—	50,000	59,232	—
	Sub-total		2,925	39,211	635,000	1,092,864	100,000
	Utilities Collection & Distribution						
	410-55-813-533-000-	52091					
606502	CIP-Plan/Design/Eng		—	249,886	500,000	1,150,114	1,000,000
	Sub-total		—	249,886	500,000	1,150,114	1,000,000
	WW Treatment Plant Cap Imp & Upgrad						
	410-55-814-533-000-	52092					
606502	CIP-Plan/Design/Eng		79,569	434,718	—	1,329,173	—
606505	CIP-Permits		—	2,450	—	59,350	—
606510	CIP-Construction		—	2,308,349	2,000,000	7,160,223	1,000,000
606511	CIP-Furniture & Fixtures		29,678	15,968	—	220,200	—
606520	CIP-Contingency		—	—	—	1,545,322	—
	Sub-total		109,247	2,761,485	2,000,000	10,314,268	1,000,000
	Wastewater Reclamation Facility Cap						
	410-55-810-535-000-	52093					
606502	CIP-Plan/Design/Eng		150,851	185,909	—	13,240	—
606510	CIP-Construction		—	682,675	3,500,000	4,667,325	3,000,000
	Sub-total		150,851	868,583	3,500,000	4,680,565	3,000,000
	2 Million Gallon Storage Tank Rehab						
	410-55-817-533-000-	52101					
606502	CIP-Plan/Design/Eng		—	—	—	62,296	—
606510	CIP-Construction		—	—	500,000	437,704	200,000
	Sub-total		—	—	500,000	500,000	200,000
	Wastewater Collection System Improv						
	410-55-811-535-000-	52103					
606510	CIP-Construction		—	—	500,000	828,824	350,000
	Sub-total		—	—	500,000	828,824	350,000
	Water Distribution System Improvemt						
	410-55-818-533-000-	52104					
606510	CIP-Construction		—	—	450,000	1,169,710	450,000
	Sub-total		—	—	450,000	1,169,710	450,000
	Lift Station Improvements						
	410-55-812-535-000-	52105					
606510	CIP-Construction		—	—	150,000	44,635	500,000
606511	CIP-Furniture & Fixtures		—	—	—	105,365	—
	Sub-total		—	—	150,000	150,000	500,000
	East WaterTreatment PlntWellfld Gen						
	410-55-819-533-000-	52106					
606502	CIP-Plan/Design/Eng		—	—	65,000	150,000	—
606505	CIP-Permits		—	—	15,000	—	—

Expenditure Detail Budget–410-Various

Object #	Account Description	Project #	FY 2021 Actual	FY 2022 Actual	FY 2023 Budget	FY 2023 Revised	FY 2024 Budget
606510	CIP-Construction		—	—	—	—	1,000,000
606520	CIP-Contingency		—	—	20,000	—	—
	Sub-total		—	—	100,000	150,000	1,000,000
	Historic Mir Innov & Tech Village						
	410-55-800-536-000-	53025					
606510	CIP-Construction		—	—	—	1,200,000	—
	Sub-total		—	—	—	1,200,000	—
	WWTP Main Control and Administation						
	410-55-800-539-000-	53031					
606502	CIP-Plan/Design/Eng		—	—	—	—	15,000
606505	CIP-Permits		—	—	—	—	50,000
	Sub-total		—	—	—	—	65,000
	WWTP Office Renovation						
	410-55-800-539-000-	53032					
606502	CIP-Plan/Design/Eng		—	—	—	—	100,000
	Sub-total		—	—	—	—	100,000
	Enterprise Resource Plan Sys-STEAM						
	410-58-800-513-000-	54002					
606517	CIP-Implementation Fees		—	—	—	141,250	—
	Sub-total		—	—	—	141,250	—
	WWRF Equipment Replacements						
	410-55-802-535-000-	54007					
606510	CIP-Construction		81,772	—	—	—	—
606511	CIP-Furniture & Fixtures		16,660	—	—	—	—
	Sub-total		98,432	—	—	—	—
	Standby Generators for Lift Station						
	410-55-807-535-000-	54015					
606505	CIP-Permits		—	10,820	—	2,240	—
606510	CIP-Construction		—	97,313	—	89,627	—
	Sub-total		—	108,133	—	91,867	—
	WWRF Switchgear PLC System Upgrade						
	410-55-808-535-000-	54016					
606510	CIP-Construction		201,705	—	—	—	—
	Sub-total		201,705	—	—	—	—
	Smart City Surveillance System and Real Time Crime Center						
	410-55-802-536-000-	54017					
606505	CIP-Permits		—	3,000	—	2,000	—
606517	CIP-Implementation Fees		—	167,340	—	114,610	—
606520	CIP-Contingency		—	43,181	—	28,787	—
606810	CIP-Tech Software/Hardware		—	916,211	690,677	880,548	—
	Sub-total		—	1,129,732	690,677	1,025,945	—
	Lucity Upgrade & Mobile Devices						
	410-58-801-516-000-	54020					
606511	CIP-Furniture & Fixtures		—	—	140,000	140,000	—
606810	CIP-Tech Software/Hardware		—	—	120,000	120,000	—
	Sub-total		—	—	260,000	260,000	—

Expenditure Detail Budget–410-Various

Object #	Account Description	Project #	FY 2021 Actual	FY 2022 Actual	FY 2023 Budget	FY 2023 Revised	FY 2024 Budget
	Hydrovactor						
	410-55-803-536-000-	54021					
606511	CIP-Furniture & Fixtures		—	—	500,000	500,000	—
	Sub-total		—	—	500,000	500,000	—
	Valve Exercise Truck						
	410-55-800-536-000-606514-	54026					
606514	CIP-Vehicles		—	—	—	—	240,000
	Sub-total		—	—	—	—	240,000
	Total		**$ 1,751,589**	**$ 7,573,702**	**$11,135,677**	**$37,729,101**	**$ 8,905,000**

Capital Improvement Projects

Object #	Project	Justification
606520	WWRF Building N 2nd Floor Conversion/Renovations - 52088	Proposed conversion/renovation of the vacant Police Evidence space located on the 2nd Floor of Building N at the Wastewater Reclamation Facility. This project scope of work will include design and construction of +/- 5,400 sq. ft. of miscellaneous demolition; new reception, offices, storage and conference room areas, new restrooms, interior finishes, and IT infrastructure/ component.
606511	Meter Repair & Replacement - 52016	In 1999, the Water Meter Exchange Program was initiated to convert manual-read meters with radio-read technology in the eastern service area. The new western development area has been furnished with radio-read water meters through the Developer Reimbursement Program. The Water Meter Exchange Program was successfully completed in 2006, and allowed Meter Division staffing levels to remain essentially unchanged over the years, even as the number of City meters doubled. In 2017, conversion will begin from Automatic Meter Read (AMR), which requires field drive-by data collection and has the ability to be upgraded to newer technology known as Advanced Metering Infrastructure (AMI) Sensus FlexNet. AMI utilizes an antenna receiver mounted on a large structure (such as the City's water tower) to operate over a large area and uses a fixed radio frequency to wirelessly access data on "smart" meters, and transmits that data to a utility billing center. The AMI FlexNet system enable our meter division to communicate with our customers meters' without ever leaving the office, providing enhanced capabilities that improve customer service such as on-demand meter reads and remote meter disconnect. This project endeavors to maintain all meters and components through timely replacements to ensure continued accuracy in readings and billings.
606502	Utilities Collection & Distribution System Improvements (Master Plan & Subsequent Construction) - 52091	The Utilities Collection and Distribution System Improvements Master Plan will set the policy and infrastructure improvements and capital improvements plan necessary to meet anticipated growth and development for the City of Miramar. The planning horizon encompasses master planning to the year 2045. This project will also entail the construction needed to implement the recommended improvements.
606510	West Water Treatment Plant Capacity Improvements & Upgrades - 52092	This project is composed of two components: (1) Additional treatment capacity of 2.5 MGD Reverse Osmosis (RO) Membrane Skid, and (2) Other required system upgrades to improve the treatment capacity and performance. For the first component, an additional 2.5 MGD RO Membrane Skid and upgrade of related appurtenances are envisaged for this project. It includes process piping modifications, installation of the membrane skid and process controls equipment and instrumentations, power system, and generator switchgear PLC system upgrade. The other project component includes raw water allocation, a new raw water well and its associated pumping and piping system, new lift station/force main system to pump sewage/concentrate to the Wastewater Reclamation Facility (WWRF), generator/electrical system upgrade, degasifier and blower system, high service pump station, chemical feeding system. Two new tasks identified for FY 23 will be: (1) new ventilation system for process and chemical areas, (2) replacement of the aging exterior doors and process area doors, and (3) emergency generator and transfer switch for Raw Water Wells 1 and 2.
606510	Wastewater Reclamation Facility Capacity Improvements & Re-Rating - 52093	This project is needed to meet the required level of service. It is in the City's best interest to evaluate and re-rate the system to provide additional capacity and perform system improvements and maintenance of the equipment. Delaying this project will reduce the level of service offered to existing and future customers within the City.
606510	2 Million Gallon Storage Tank Rehabilitation - 52101	The City of Miramar has been utilizing the 2 Million Gallon (2MG) Storage and Repump Station since 1979. The location of the station is at the intersection of Douglas Road and Fogg Road. The facility provides needed water storage and pressure regulation between the East and West Water Treatment Plants. Over the years, the station has deteriorated and the equipment has reached the end of useful life. The station needs several improvements, such as a new backup generator, new VFD pumps and electrical system improvements, fill valve replacement, a new chlorine booster station, and other piping and valve improvements. In addition, the tank needs an interior coating in order to protect the tank walls and maintain water quality. The project will also include landscaping, security, and building improvements to restore the aesthetics of the facility.
606510	Wastewater Collection System Improvements - 52103	The Sewer Line Rehabilitation project was initially envisioned as an on-going effort for Infiltration and Inflow (I & I) control in the wastewater collection system and mainly concentrated on gravity pipes. The program addressed priority areas which have the most infiltration and inflows as determined through visual observations and televising the collection system. This expanded annual programs provides for the inspection, evaluation, and repair, reconstruction/rehabilitation of sanitary manholes, gravity sewer pipes, forcemains and sanitary laterals within the public rights-of-way or utility easements. Reconstruction work will include: reduction of I & I; replacement of substandard sewer segments; in place lining of sewer segments and manholes; pipeline and manhole protection; rebuilding of manholes, correction of structural defects and poor alignment due to sagging, etc. The elimination of sewage spills, improved sewer maintenance, inspection of the wastewater collection system and implementing long-term Capital Improvement programs such as this to renew aging infrastructure can reduce the possibility of fines and citations from government regulators and most importantly provides system reliability.

606510	Water Distribution System Improvements - 52104	This comprehensive water distribution system repair project incorporates leak detection program, customer service responses, and scheduled repair work to aggressively reduce and minimize water losses due to pipeline and service line deterioration and damages. The Leak Detection Program was implemented in May 2015, and since its inception, staff have repaired numerous non-surface leaks that have been identified and confirmed as underground service line leaks west of I-75 mainly due to defective pipeline installations during the housing boom in early and mid 2000. The project has shown its effectiveness in reducing water losses and proven to be successful. However, leakage is not just the issue, the aging infrastructure and normal tear and wear needs to be addressed as well. This expanded annual program provides for a wholistic approach to the water distribution maintenance program. Under an ideal condition, the water quality coming out from the water plant should not deteriorate at the point of consumption however a complex physical, chemical and biological reactions occur in the distribution network. The main purpose of this program is to make sure that the distribution piping system is always in good repair. Water main repairs and rehabilitation aims to improve and/or maintain water quality, improve and or maintain the designed hydraulic capacity of pipeline and to improve and/or maintain the structural integrity of the pipelines through reduced leakage, lessen risk of damage to properties, and improve system reliability.
606510	Lift Station Improvements - 52105	Lift Stations consist of pumps, pipelines, valves, wetwells, valve boxes, and a complex telemetry system (SCADA) that operate in a toxic and corrosive environment. Components are under continuous physical stress. Generally speaking, many lift stations have to be rebuilt every 15 to 25 years and some of them may have to be rebuilt sooner at higher capacity depending on various conditions. Routine lift station improvements can help reduce costly repair bills or equipment failures. This project covers over 136 lift stations that the City currently operates and maintains. The elimination of sewage spills, improved sewer maintenance, inspection of facilities and equipment and implementing long-term Capital Improvement programs such as this to renew aging infrastructure can reduce the possibility of fines and citations from government regulators and most importantly provides system reliability.
606510	East Water Treatment Plant Wellfield Generator - 52106	This project calls for the removal of the underground fuel system at Fire Station 19 and the replacement of the existing diesel-fed generator into a natural gas-fed system. This project also calls for environmental remediation and construction/installation work.
606502 / 606505	WWTP Main Control and Administation Bldg. Renovation - 53031	Water Quality Laboratory operations have been relocated to its new +/- 3,000 SF Facility. The existing lab of 1,300 SF is now vacant and will be renovated and converted for multi-purpose uses such as Record Storage; Administration Offices; Conference/Meeting Area, etc.
606502	WWTP Office Renovation - 53032	Building L Ground Floor is where the executive offices of the Utilities Department is currently housed. Due to increase of personnel in the management team, the current office layout is no longer conducive for a healthful office environment. The renovation project will keep the current work space more organized with better foot traffic circulation. It will further harmonize and improve the overall aesthetics of the office thus enhancing staff productivity. This renovation project is to meet the latest standards in environmental quality: better lighting and better indoor air quality. There's an emerging concept in business called the "healthy building." This concept is based on research that links the design of a space and its and operational policies to overall employee wellness.
606514	Valve Exercise Truck - 54026	The City is implementing a valve exercising program. This program aims to locate and exercise valves to ensure that they function and operate properly. The city has over 13,000 water valves that requires regular valve exercise and a valve exercise truck is required to effectively carryout these maintenance program. This equipment will also be used for our sanitary forcemain and reuse water distribution system.

Description–Fund 413

This fund was established to account for proceeds and expenditures associated with the Utilities Revenue Bond issued for capital projects.

Revenues and Expenditures Budget Summary

	FY 2021 Actual	FY 2022 Actual	FY 2023 Budget	FY 2023 Revised	FY 2024 Budget
Beginning Fund Balance	**$ (908,198)**	**$ (1,209,272)**	**$ (1,510,347)**	**$ (1,510,347)**	**$ (1,510,347)**
Revenues By Category					
General Taxes	$ —	$ —	$ —	$ —	$ —
Permits, Fees, Special Assessment	—	—	—	—	—
Intergovernmental Revenues	—	—	—	—	—
Charges for Services	—	—	—	—	—
Fines & Forfeitures	—	—	—	—	—
Miscellaneous Revenues	—	—	—	—	—
Appropriation of Fund Balance	—	—	—	—	—
Transfers In	—	—	—	—	—
Total	**$ —**	**$ —**	**$ —**	**$ —**	**$ —**
Expenditures By Category					
Personnel Services	$ —	$ —	$ —	$ —	$ —
Operating Expense	—	—	—	—	—
Capital Outlay	—	—	—	—	—
Grants & Aids	—	—	—	—	—
Total Operating Expenditures	**$ —**	**$ —**	**$ —**	**$ —**	**$ —**
Capital Improvement Program	—	—	—	—	—
Capital Asset Clearing	—	—	—	—	—
Other Uses	301,074	301,074	—	—	—
Debt Service	—	—	—	—	—
Transfers Out	—	—	—	—	—
Appropriated Fund Balance	—	—	—	—	—
Total	**$ 301,074**	**$ 301,074**	**$ —**	**$ —**	**$ —**
Excess/Deficiency	$ (301,074)	$ (301,074)	$ —	$ —	$ —
Appropriated Fund Balance	—	—	—	—	—
Appropriation of Fund Balance	—	—	—	—	—
Ending Fund Balance	**$ (1,209,272)**	**$ (1,510,347)**	**$ (1,510,347)**	**$ (1,510,347)**	**$ (1,510,347)**

Expenditure Detail Budget—413-55-Various

Object #	Account Description	Project #	FY 2021 Actual	FY 2022 Actual	FY 2023 Budget	FY 2023 Revised	FY 2024 Budget
	Operating Expense						
605915	Depreciation-Proprietary		$ 301,074	$ 301,074	$ —	$ —	$ —
	Sub-total		301,074	301,074	—	—	—
	Total		**$ 301,074**	**$ 301,074**	**$ —**	**$ —**	**$ —**

Description–Fund 414

This fund was established to account for impact fees received from new development and restricted by ordinance to be used for Capital Improvements for the City's water and wastewater infrastructure needs.

The Utilities Department has oversight for this fund.

Revenues and Expenditures Budget Summary

	FY 2021 Actual	FY 2022 Actual	FY 2023 Budget	FY 2023 Revised	FY 2024 Budget
Beginning Fund Balance	**$ 7,819,990**	**$ 11,829,953**	**$ 14,894,197**	**$ 14,894,197**	**$ 9,629,479**
Revenues By Category					
General Taxes	$ —	$ —	$ —	$ —	$ —
Permits, Fees, Special Assessment	3,642,764	2,676,021	3,677,500	3,677,500	718,841
Intergovernmental Revenues	—	—	—	—	—
Charges for Services	—	—	—	—	—
Fines & Forfeitures	—	—	—	—	—
Miscellaneous Revenues	11,345	56,415	91,600	91,600	241,000
Appropriation of Fund Balance	—	—	—	5,264,717	811,159
Transfers In	530,400	526,500	530,700	530,700	530,700
Total	**$ 4,184,509**	**$ 3,258,936**	**$ 4,299,800**	**$ 9,564,517**	**$ 2,301,700**
Expenditures By Category					
Personnel Services	$ —	$ —	$ —	$ —	$ —
Operating Expense	7,767	8,057	8,700	8,700	10,800
Capital Outlay	—	—	—	—	—
Grants & Aids	—	—	—	—	—
Total Operating Expenditures	**$ 7,767**	**$ 8,057**	**$ 8,700**	**$ 8,700**	**$ 10,800**
Capital Improvement Program	1,056,430	1,643,619	2,000,000	7,264,717	—
Capital Asset Clearing	(1,056,330)	(1,622,801)	—	—	—
Other Uses	97,071	104,701	1,764,400	1,764,400	1,764,400
Debt Service	67,720	57,719	526,700	526,700	526,500
Transfers Out	1,888	3,398	—	—	—
Appropriated Fund Balance	—	—	—	—	—
Total	**$ 174,546**	**$ 194,693**	**$ 4,299,800**	**$ 9,564,517**	**$ 2,301,700**
Excess/Deficiency	$ 4,009,964	$ 3,064,243	$ —	$ —	$ —
Appropriated Fund Balance	—	—	—	—	—
Appropriation of Fund Balance	—	—	—	(5,264,717)	(811,159)
Ending Fund Balance	**$ 11,829,953**	**$ 14,894,197**	**$ 14,894,197**	**$ 9,629,479**	**$ 8,818,320**

Revenue Projections

Object #	Description	FY 2021 Actual	FY 2022 Actual	FY 2023 Budget	FY 2023 Revised	FY 2024 Budget
	Permits, Fees, Special Assessment					
324210	Impact Fees-Water	$ 1,816,832	$ 1,333,670	$ 1,834,800	$ 1,834,800	$ 358,618
324211	Impact Fees-Wastewater	1,824,044	1,338,953	1,842,700	1,842,700	360,223
324212	Impact Fees-Water-Dev	1,132	2,038	—	—	—
324213	Impact Fees-Wastewater-Dev	756	1,361	—	—	—
	Sub-Total	3,642,764	2,676,021	3,677,500	3,677,500	718,841
	Miscellaneous Revenues					
361100	Int Earnings	11,275	56,415	91,500	91,500	240,900
361200	Dividend Income	70	—	100	100	100
	Sub-Total	11,345	56,415	91,600	91,600	241,000
	Other Sources					
381410	Trfr Fr Utility Fund	530,400	526,500	530,700	530,700	530,700
399900	CIP Carryover	—	—	—	3,764,717	—
399999	Appropriation Of Fund Balance	—	—	—	1,500,000	811,159
	Sub-Total	530,400	526,500	530,700	5,795,417	1,341,859
	Total	**$ 4,184,509**	**$ 3,258,936**	**$ 4,299,800**	**$ 9,564,517**	**$ 2,301,700**

Expenditure Detail Budget—414-Various

Object #	Account Description	Project #	FY 2021 Actual	FY 2022 Actual	FY 2023 Budget	FY 2023 Revised	FY 2024 Budget
	Operating Expense						
604905	Bank Svc Charges		$ 7,767	$ 8,057	$ 8,700	$ 8,700	$ 10,800
	Sub-total		7,767	8,057	8,700	8,700	10,800
	Capital Improvement						
	West WTP Lab & Office Space Mod						
	414-55-808-533-000-	52038					
606510	CIP-Construction		290,250	482,112	—	216,777	—
606520	CIP-Contingency		—	10,862	—	—	—
	Sub-total		290,250	492,973	—	216,777	—
	Historic Miramar Improvements III						
	414-55-801-536-000-	52040					
606510	CIP-Construction		100	7,618	—	—	—
	Sub-total		100	7,618	—	—	—

Expenditure Detail Budget—414-Various

Object #	Account Description	Project #	FY 2021 Actual	FY 2022 Actual	FY 2023 Budget	FY 2023 Revised	FY 2024 Budget
	Reclaimed Water System Exp/Piping						
	414-55-806-533-000-	52047					
606510	CIP-Construction		—	—	—	916,260	—
606511	CIP-Furniture & Fixtures		—	—	—	60,000	—
	Sub-total		—	—	—	976,260	—
	Raw Water Main-Huntington Wellfield						
	414-55-807-533-000-	52065					
606502	CIP-Plan/Design/Eng		—	13,200	—	—	—
	Sub-total		—	13,200	—	—	—
	CC Ranches Wtr Main Impr Ph I						
	414-55-809-533-000-	52076					
606502	CIP-Plan/Design/Eng		41,655	111,975	—	56,370	—
606505	CIP-Permits		900	1,650	—	6,483	—
606510	CIP-Construction		723,525	1,016,204	1,500,000	4,538,689	—
	Sub-total		766,080	1,129,828	1,500,000	4,601,542	—
	Sustainable Renewable Energy & Cons						
	414-55-800-539-000-	52085					
606502	CIP-Plan/Design/Eng		—	—	—	470,139	—
606510	CIP-Construction		—	—	500,000	1,000,000	—
	Sub-total		—	—	500,000	1,470,139	—
	Debt Service						
607132	Prin-SRL Infrastructure		439,676	448,913	458,400	458,400	468,000
607136	Prin.-SRL Hist. Mir. Inpr.		17,084	17,524	18,000	18,000	18,400
607232	Int-SRL Infrastructure		59,068	49,539	42,400	42,400	32,700
607236	Int.-SRL Hist. Mir. Impr.		8,652	8,180	7,900	7,900	7,400
607999	Debt Service Clearing		(456,760)	(466,437)	—	—	—
	Sub-total		67,720	57,719	526,700	526,700	526,500
	Other						
605915	Depreciation-Proprietary		97,071	104,701	—	—	—
606900	Capital Asset Clearing Account		(1,056,330)	(1,622,801)	—	—	—
609906	Renewal & Replace Reserve		—	—	1,764,400	1,764,400	1,764,400
691410	Transfer to Utility		1,888	3,398	—	—	—
	Sub-total		(957,372)	(1,514,702)	1,764,400	1,764,400	1,764,400
	Total		**$ 174,546**	**$ 194,693**	**$ 4,299,800**	**$ 9,564,517**	**$ 2,301,700**

Contribution In Aid Of Construction Budget Justification

Object #	Account Description	Justification
Revenue		
324210	Impact Fees-Water	These line items represent impact fees collected from developers to be used for various Capital Improvements related to utility infrastructure.
324211	Impact Fees-Wastewater	These line items represent impact fees collected from developers to be used for various Capital Improvements related to utility infrastructure.
361100	Int Earnings	Revenues received from interest and Pooled cash earnings allowance and is allocated across funds based on the cash balance of each fund as compared to the total cash, unless directly related to a specific investment instrument.
361200	Dividend Income	This represents the return earned on the Wells Fargo Government Money Market Fund Sweep account.
381410	Trfr Fr Utility Fund	This transfer is for State Revolving Loan principal and interest debt service.
399999	Appropriation Of Fund Balance	This account is used to budget for a portion of fund balance needed to cover all budgeted expenses.
Expense		
604905	Bank Svc Charges	This is for analyzed bank services charges for handling Pooled cash accounts. Allocated amount is based on each fund cash balance.
607132	Prin-SRL Infrastructure	This account is for the Principal portion of a State Revolving Loan - Infrastructure. In 2005 the City received funding for a 10 year Principal and Interest payment which is for the debt service cost.
607136	Prin.-SRL Hist. Mir. Inpr.	This is the Principal for the State Revolving Loan # 060800 for the Historic Miramar Improvement Phase 3 which will be used for Wastewater Improvements. Principal and Interest is due semi-annually beginning January 15 and July 15. 2017 through January 15, 2037.
607232	Int-SRL Infrastructure	This account is for the interest portion of a State Revolving Loan - Infrastructure. In 2005 the City received funding for a 10 year principal and interest payment which is for the debt service cost.
607236	Int.-SRL Hist. Mir. Impr.	This is the Interest for the State Revolving Loan # 060800 for the Historic Miramar Improvement Phase 3 which will be used for Wastewater Improvements. Principal and Interest is due semi-annually beginning January 15 and July 15. 2017 through January 15, 2037.
609906	Renewal & Replace Reserve	This account is to budget for any unanticipated expenses or major unexpected repairs and replacement of City vehicles and equipment.

Stormwater Management Fund

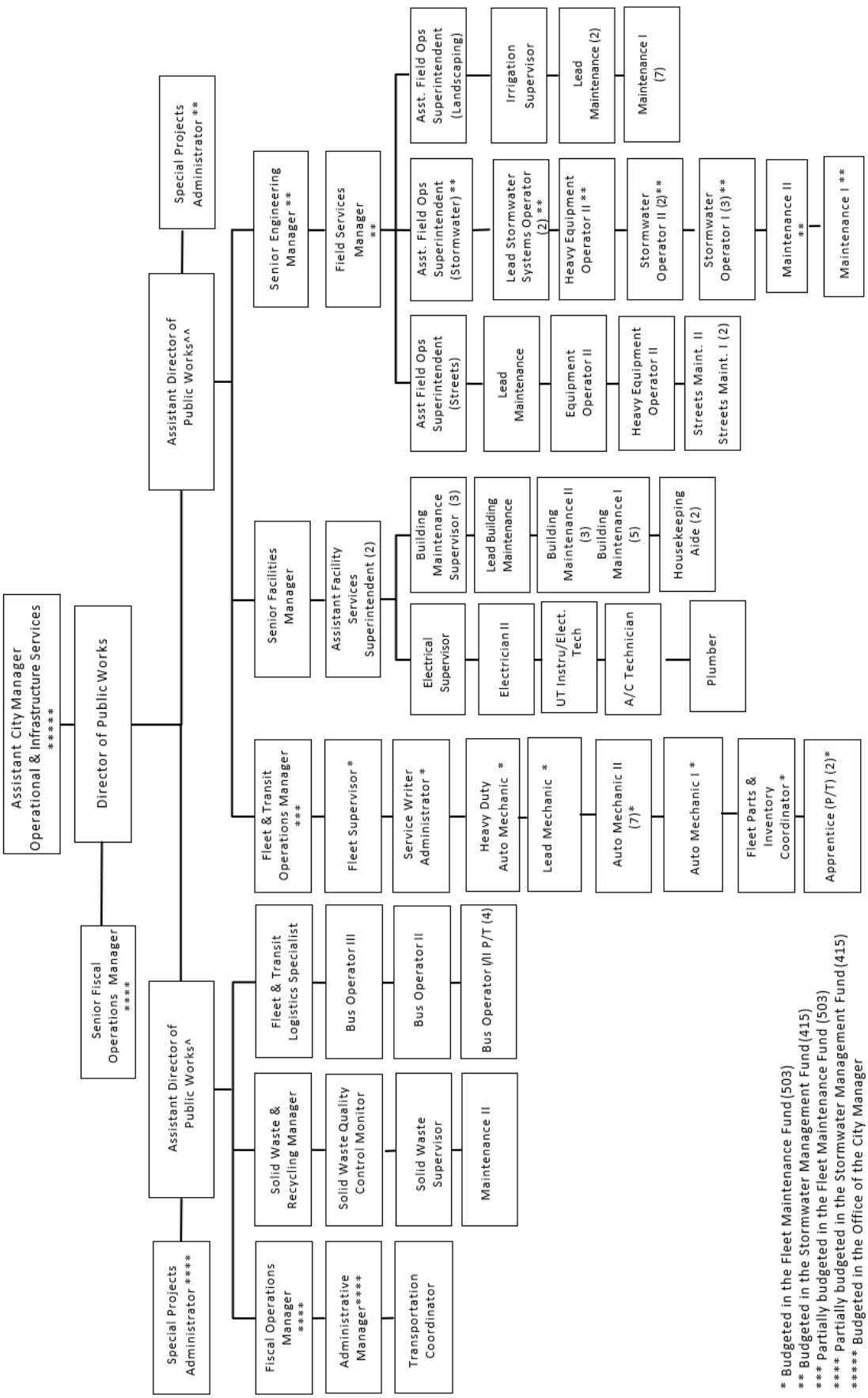
Assistant City Manager Operational & Infrastructure Services *****
Director of Public Works
Senior Fiscal Operations Manager ****
Special Projects Administrator ****
Fiscal Operations Manager ****
Administrative Manager****
Transportation Coordinator
Assistant Director of Public Works^
Solid Waste & Recycling Manager
Solid Waste Quality Control Monitor
Solid Waste Supervisor
Maintenance II
Fleet & Transit Logistics Specialist
Bus Operator III
Bus Operator II
Bus Operator I/II P/T (4)
Assistant Director of Public Works^^
Special Projects Administrator **
Senior Engineering Manager **
Field Services Manager **
Senior Facilities Manager
Assistant Facility Services Superintendent (2)
Fleet & Transit Operations Manager ***
Fleet Supervisor *
Service Writer Administrator *
Heavy Duty Auto Mechanic *
Lead Mechanic *
Auto Mechanic II (7)*
Auto Mechanic I *
Fleet Parts & Inventory Coordinator *
Apprentice (P/T) (2)*
Electrical Supervisor
Electrician II
UT Instru/Elect. Tech
A/C Technician
Plumber
Building Maintenance Supervisor (3)
Lead Building Maintenance
Building Maintenance II (3) Building Maintenance I (5)
Housekeeping Aide (2)
Asst Field Ops Superintendent (Streets)
Lead Maintenance
Equipment Operator II
Heavy Equipment Operator II
Streets Maint. II Streets Maint. I (2)
Asst. Field Ops Superintendent (Stormwater) **
Lead Stormwater Systems Operator (2) **
Heavy Equipment Operator II **
Stormwater Operator II (2)**
Stormwater Operator I (3)**
Maintenance II **
Maintenance I **
Asst. Field Ops Superintendent (Landscaping)
Irrigation Supervisor
Lead Maintenance (2)
Maintenance I (7)
* Budgeted in the Fleet Maintenance Fund (503)
** Budgeted in the Stormwater Management Fund (415)
*** Partially budgeted in the Fleet Maintenance Fund (503)
**** Partially budgeted in the Stormwater Management Fund (415)
***** Budgeted in the Office of the City Manager
^ Split funded General Fund (60%) and Stormwater Fund (40%)
^^ Split funded Fleet Fund (60%) and Stormwater Fund (40%)

Revenues and Expenditures Budget Summary

	FY 2021 Actual	FY 2022 Actual	FY 2023 Budget	FY 2023 Revised	FY 2024 Budget
Beginning Fund Balance	**$ 11,808,169**	**$ 13,950,683**	**$ 15,906,719**	**$ 15,906,719**	**$ 15,864,570**
Revenues By Category					
General Taxes	$ —	$ —	$ —	$ —	$ —
Permits, Fees, Special Assessment	5,412,808	5,509,330	6,608,900	6,608,900	6,735,424
Intergovernmental Revenues	—	—	—	—	—
Charges for Services	40,619	38,523	163,600	163,600	50,088
Fines & Forfeitures	—	—	—	—	—
Miscellaneous Revenues	17,034	95,697	171,300	12,457,192	284,500
Appropriation of Fund Balance	—	—	—	2,409,849	—
Transfers In	—	—	—	—	—
Total	**$ 5,470,461**	**$ 5,643,550**	**$ 6,943,800**	**$ 21,639,541**	**$ 7,070,012**
Expenditures By Category					
Personnel Services	1,251,948	1,484,641	1,677,300	1,677,300	1,940,500
Operating Expense	1,471,021	1,491,587	1,680,700	1,680,700	1,705,550
Capital Outlay	59,746	58,693	—	131,997	56,900
Grants & Aids	—	—	—	—	—
Total Operating Expenditures	**$ 2,782,715**	**$ 3,034,920**	**$ 3,358,000**	**$ 3,489,997**	**$ 3,702,950**
Capital Improvement Program	197,114	159,779	100,000	14,663,743	420,000
Capital Asset Clearing	(255,020)	(273,872)	—	—	—
Other Uses	420,085	406,594	—	—	—
Debt Service	183,054	360,093	1,118,100	1,118,100	1,117,700
Transfers Out	—	—	—	—	—
Appropriated Fund Balance	—	—	2,367,700	2,367,700	1,829,362
Total	**$ 3,327,947**	**$ 3,687,514**	**$ 6,943,800**	**$ 21,639,541**	**$ 7,070,012**
Excess/Deficiency	2,142,514	1,956,036	—	—	—
Appropriated Fund Balance	—	—	2,367,700	2,367,700	1,829,362
Appropriation of Fund Balance	—	—	—	(2,409,849)	—
Ending Fund Balance	**$ 13,950,683**	**$ 15,906,719**	**$ 18,274,419**	**$ 15,864,570**	**$ 17,693,932**

Revenue Projections

Object #	Description	Project Number	FY 2021 Actual	FY 2022 Actual	FY 2023 Budget	FY 2023 Revised	FY 2024 Budget
	Charges for Services						
325205	Stormwater Assessment		$ 5,333,365	$ 5,424,498	$ 6,608,900	$ 6,608,900	$ 6,735,424
325206	Stormwater Delinquent		79,443	84,832	—	—	—
343950	Stormwater Fees		40,619	38,523	163,600	163,600	50,088
	Sub-Total		5,453,427	5,547,853	6,772,500	6,772,500	6,785,512
	Miscellaneous Revenues						
361100	Int Earnings		16,947	78,665	120,800	120,800	224,500
361101	FLPALM Int Earnings		—	11,793	22,500	22,500	30,000
361102	FLCLASS Int Earnings		—	14,569	28,000	28,000	30,000
361200	Dividend Income		12	—	—	—	—
361109	Int-Other		75	1,019	—	—	—
361300	Net Inc/Dec in FMV of Invest		—	(10,350)	—	—	—
399900	CIP Carryover		—	—	—	2,409,849	—
384200	Other Financing Sources		—	—	—	12,285,892	—
	Sub-Total		17,034	95,697	171,300	14,867,041	284,500
	Total		**$ 5,470,461**	**$ 5,643,550**	**$ 6,943,800**	**$21,639,541**	**$ 7,070,012**

Stormwater Management Balanced Scorecard

Measures	Objectives	Series Status	FY 2022 Actual	FY 2023 Actual	FY 2024 Goal
Total cubic yards of street debris collected by Streets sweeper		Q4 Actual	1,249.00	301.00	
		YTD Actual	3,605.00	1,160.00	
		EOY Target	1,400.00	1,400.00	1,400.00
		% Target	257.50%	82.86%	
		% Goal	100.00%	100.00%	
Number of catch basins inspected	Mitigate the potential for flooding.	Q4 Actual	715.00	221.00	
		YTD Actual	2,802.00	914.00	
		EOY Target	830.00	830.00	830.00
		% Target	337.59%	110.12%	
		% Goal	100.00%	100.00%	
Number of catch basins cleaned	Mitigate the potential for flooding.	Q4 Actual	699.00	217.00	
		YTD Actual	2,650.00	900.00	
		EOY Target	450.00	450.00	450.00
		% Target	588.89%	200.00%	
		% Goal	100.00%	100.00%	
Number of outfalls inspected and cleared	Mitigate the potential for flooding.	Q4 Actual	4.00	1.00	
		YTD Actual	17.00	8.00	
		EOY Target	17.00	12.00	12.00
		% Target	100.00%	66.67%	
		% Goal	100.00%	100.00%	
Total miles of streets swept	Reduce the amount of pollutants in City waterways to comply with the Clean Water Act.	Q4 Actual	1,306.00	332.00	
		YTD Actual	4,174.00	1,294.00	
		EOY Target	1,100.00	1,100.00	1,100.00
		% Target	379.45%	117.64%	
		% Goal	100.00%	100.00%	

Stormwater Management Balanced Scorecard

Measures	Objectives	Series Status	FY 2022 Actual	FY 2023 Actual	FY 2024 Goal
Quantity (CY) of debris and aquatic weeds removed from waterways	Reduce the amount of pollutants in City waterways to comply with the Clean Water Act.	Q4 Actual	1,504.00	556.00	
		YTD Actual	6,480.00	1,630.00	
		EOY Target	2,200.00	2,200.00	2,200.00
		% Target	294.55%	74.09%	
		% Goal	100.00%	100.00%	
Meets budget target - Expenses	Finances	Q4 Actual	$908,511.81	$7,171,275.00	
		YTD Actual	$3,479,609.05	$15,081,720.00	
		EOY Target	$19,989,201.36	$17,553,741.00	$7,070,012.00
		% Target	17.41%	85.92%	
		% Goal	100.00%	100.00%	
Meets projected target - Expenses	Finances	Q4 Actual	$908,511.81	$7,171,275.00	
		YTD Actual	$3,479,609.05	$15,081,720.00	
		EOY Projection	$6,777,700.00	$17,640,527.00	$7,070,012.00
		% Target	51.34%	85.49%	
		% Goal	100.00%	100.00%	
Meets budget target - Revenues	Finances	Q4 Actual	$132,342.57	$112,861.00	
		YTD Actual	$5,619,398.53	$7,134,836.00	
		EOY Target	$19,989,201.36	$21,639,541.00	$7,070,012.00
		% Target	28.11%	32.97%	
		% Goal	100.00%	100.00%	
Meets projected target - Revenues	Finances	Q4 Actual	$132,342.57	$112,861.00	
		YTD Actual	$5,619,398.53	$7,134,836.00	
		EOY Projection	$6,777,700.00	$18,945,377.00	$7,070,012.00
		% Target	82.91%	37.66%	
		% Goal	100.00%	100.00%	

Stormwater Management Balanced Scorecard

Measures	Objectives	Series Status	FY 2022 Actual	FY 2023 Actual	FY 2024 Goal
Number of catch basins cleaned per staff	Enhance productivity.	Q4 Actual	349.50	108.50	
		YTD Actual	1,325.00	452.50	
		EOY Target	225.00	225.00	225.00
		% Target	588.89%	201.11%	
		% Goal	100.00%	100.00%	
Number of canal related complaints	Reduce complaints.	Q4 Actual	7.00	17.00	
		YTD Actual	38.00	41.00	
		EOY Target	12.00	12.00	12.00
		% Target	316.67%	341.67%	
		% Goal	100.00%	100.00%	
Number of training sessions attended (per staff)	Provide Training and Employee Development Opportunities.	Q4 Actual	1.00	1.00	
		YTD Actual	3.00	4.00	
		EOY Target	5.00	5.00	5.00
		% Target	60.00%	80.00%	
		% Goal	100.00%	100.00%	

FY23 actuals (revenues and expenses) are as of 11/08/2023.

End of year targets exclude year-end budget amendments.

Administration
(General Fund 001)

Provides overall direction, support and leadership of the department through efficient and effective management of all departmental programs.

FY 23	FY 24
3.45	3.45

Building Maintenance
(General Fund 001)

Responsible for providing scheduled preventative maintenance of building facilities, such as cleaning HVAC vents, light fixtures, roof gutters and drains and down spouts thereby maintaining the building structural integrity.

FY 23	FY 24
19.50	21.50

Streets Maintenance
(General Fund 001)

Encompasses Street Sweeping, Street Light Maintenance, Pavement Maintenance, Sidewalk, Curb and Gutter Maintenance, and Sign Maintenance.

FY 23	FY 24
8.00	8.00

Community Shuttle Service
(General Fund 001)

Provides demand-responsive community shuttle bus service which operates in conjunction with Broward County Transit.

FY 23	FY 24
5.50	5.50

Landscape Maintenance
(General Fund 001)

Encompasses inspection and landscape maintenance of city properties, including Rights-of-Way Landscape material, Irrigation Repair and Maintenance, and General Landscape mowing services.

FY 23	FY 24
10.00	10.00

Solid Waste Management
(General Fund 001)

Provides solid waste services to all residents and commercial properties within the City of Miramar utilizing semi-automated service.

FY 23	FY 24
7.65	5.65

Stormwater Management
(Stormwater Fund 415)

Provides maintenance, repair and improvements to the City Stormwater Management System Infrastructure.

FY 23	FY 24
15.80	16.80

Fleet Maintenance
(Fleet Fund 503)

Provides cost effective maintenance and repair of all City vehicles and operates an effective Vehicle Replacement Program.

FY 23	FY 24
15.10	15.10

Description

The Stormwater Management encompasses Canal Management, Flood Protection, Pollution Control, Drainage and Guardrail Maintenance.

Canal Management ensures the cleanliness of City maintained waterways, keeping them free of debris and invasive aquatic vegetation. Staff controls the aquatic vegetation by applying chemicals and mechanical harvesting. The removal of tree limbs/ roots is also an important aspect of canal management, taking a proactive approach to avoid the potential for hazardous pipe obstructions.

The Flood Mitigation and Pollution Control staff provides services to mitigate potential flooding for the safety of all commercial and residential properties which is a vital service of the City. The activities include street sweeping and comply with the best management practices of the National Pollution Discharge and Elimination System (NPDES) Stormwater ordinance requirements. The City is a participant in the National Flood Insurance Protection (NFIP) and Community Rating System (CRS) which allows residents and business owners, whose properties qualify, to receive a discount on their flood insurance premiums.

Street Sweeping service ensures clean roadways and keeping roadway debris from blocking storm drains. This service also conforms to best management practices as part of the City's NPDES permit requirements.

The Drainage Structure Cleaning and Inspection (VacCon) services remove debris from catch basins and pipes throughout the City to prevent flooding.

Guardrail Maintenance provides protection of vehicular traffic from driving into canals and waterways, and includes periodic inspections of guardrails throughout the City.

To fund future and existing debt service, capital needs, and stormwater operations, an assessment rate is established. The assessment rate is based on the total number of Equivalent Residential Units ("ERUs").

There are a total of 58,775.50 ERUs citywide for FY 2024. The Stormwater Assessment Rate for the 2024 Fiscal Year is $120 per ERU, or $10 per month.

As indicated in the Position Detail, this program is comprised of 16.80 full-time budgeted positions, and is managed by the Public Works Department.

FY 2023 Accomplishments

- Commenced construction of Historic Miramar Drainage Improvements Project Phase 4.
- Removal of approximately 35 trees and plants from Canal Embankment.
- Completed embankment restoration using Geotube at 27 locations.
- Completed drainage improvement projects in Sherman Circle and Utopia Drive.

FY 2024 Goals

- Complete the construction of Historic Miramar Drainage Improvement Project Phase IV.
- Removal of trees at the Canal Embankment.
- Embankment restoration using Geotube for 45 locations.

Program Revenues, Expenditures and Position Summary

	FY 2021 Actual	FY 2022 Actual	FY 2023 Budget	FY 2023 Revised	FY 2024 Budget
Dedicated Revenues					
Stormwater Management	**$ 5,453,427**	**$ 5,547,853**	**$ 6,772,500**	**$ 6,772,500**	**$ 6,785,512**
Expenditures by Program					
Stormwater Management	**$ 2,771,479**	**$ 3,011,724**	**$ 3,358,000**	**$ 3,489,997**	**$ 3,702,950**
Expenditures by Category					
Personnel Services	$ 1,240,712	$ 1,461,445	$ 1,677,300	$ 1,677,300	$ 1,940,500
Operating Expense	1,471,021	1,491,587	1,680,700	1,680,700	1,705,550
Capital Outlay	59,746	58,693	—	131,997	56,900
Total	**$ 2,771,479**	**$ 3,011,724**	**$ 3,358,000**	**$ 3,489,997**	**$ 3,702,950**
Position Detail					
Administration Superintendent****	0.50	0.50	0.50	—	—
Administrative Coordinator	1.00	—	—	—	—
Administrative Manager	—	—	—	0.50	0.50
Assistant Director of Public Works*	0.40	0.40	0.80	0.80	0.80
Assistant Field Operations Superintendent	—	—	—	1.00	1.00
Department Administrator*****	—	0.50	0.50	—	—
Department Coordinator*****	0.50	—	—	—	—
Field Services Manager**	0.50	—	—	1.00	1.00
Field Services Superintendent	1.00	1.00	1.00	—	—
Fiscal Operations Manager***	0.50	—	—	0.50	0.50
Heavy Equipment Operator II	2.00	2.00	2.00	1.00	1.00
Lead Stormwater System Operator	1.00	2.00	2.00	2.00	2.00
Maintenance I	—	—	—	—	1.00
Maintenance II	1.00	1.00	1.00	1.00	1.00
Senior Engineering Manager	—	1.00	1.00	1.00	1.00
Senior Fiscal Operations Manager	—	0.50	0.50	0.50	0.50
Special Projects Administrator*****	0.50	0.50	1.50	1.50	1.50
Stormwater Maintenance Operations Supervisor	1.00	1.00	1.00	—	—
Stormwater Operator I	3.00	3.00	3.00	3.00	3.00
Stormwater Operator II	1.00	1.00	1.00	2.00	2.00
Streets & Drainage Engineer	1.00	—	—	—	—
Total	**14.90**	**14.40**	**15.80**	**15.80**	**16.80**

**1 Position split with Public Works-Administration Program .20 & Solid Waste Management Program .40 (Fund 001); 1 Position split with Public Works-Fleet Maintenance Program .60 (Fund 503).*

***Position split with Public Works-Streets Maintenance Program .25 & Landscape Maintenance Program .25 (Fund 001).*

****Position split with Public Works-Streets Maintenance Program .50 (Fund 001).*

*****Position split with Public Works-Administration Program .25 & Solid Waste Management Program .25 (Fund 001).*

******Position split with Public Works-Administration Program .50 (Fund 001).*

Stormwater Management — 415-50-515-538-

Object #	Account Description	FY 2021 Actual	FY 2022 Actual	FY 2023 Budget	FY 2023 Revised	FY 2024 Budget
	Personnel Services					
601200	Employee Salaries	$ 701,592	$ 754,650	$ 1,019,600	$ 1,019,600	$ 1,165,600
601205	Lump Sum Payout - Accrued Time	42,713	88,795	52,100	52,100	66,200
601210	Non-Pensionable Earnings	—	4,720	—	—	—
601215	Communication Stipend	10,405	8,643	7,900	7,900	13,900
601220	Longevity Pay	4,321	4,949	5,800	5,800	7,700
601400	Overtime-General	86,828	98,873	45,200	45,200	80,000
601410	Overtime-Holiday	2,564	2,685	—	—	—
602100	FICA & MICA	62,239	72,212	85,200	85,200	99,700
602210	Pension-General	72,023	307,088	100,500	100,500	123,200
602235	Pension-Senior Mgmt	53,171	(156,103)	68,500	68,500	79,400
602260	Pension-401	3,512	3,872	4,300	4,300	4,500
602265	Pension-457	9,142	10,704	13,000	13,000	18,600
602300	Pmt In Lieu Of Insurance	—	—	—	—	5,600
602304	Health Insurance-PPO	16,311	36,094	40,800	40,800	42,400
602305	Health Insurance-HMO	135,601	122,170	155,600	155,600	132,400
602306	Dental Insurance-PPO	3,895	3,949	4,300	4,300	4,200
602307	Dental Insurance-HMO	1,225	795	1,300	1,300	1,600
602309	Basic Life	1,765	2,634	2,800	2,800	3,400
602311	Long-Term Disability	3,975	6,346	1,400	1,400	6,600
602312	HDHP Aetna	19,804	14,725	14,000	14,000	21,100
602313	HSA Payflex	4,200	2,800	2,800	2,800	4,800
602400	Workers' Compensation	58,600	58,600	52,200	52,200	59,600
602600	OPEB	(53,174)	12,244	—	—	—
	Sub-Total	1,240,712	1,461,445	1,677,300	1,677,300	1,940,500
	Operating Expense					
603190	Prof Svcs-Other	7,590	80,828	107,500	59,500	10,000
603400	Contract Svc-Other	70,864	87,560	148,500	188,500	204,500
603450	Aquatic Plant Control	5,000	5,000	10,000	10,000	10,000
604001	Travel & Training	—	—	—	3,000	—
604100	Communication Services	695	401	2,300	2,300	2,300
604301	Electricity Svcs	22,727	37,540	39,700	39,700	40,900
604400	Leased Equipment	—	—	1,000	1,000	1,000
604500	Risk Internal Svcs Charge	5,000	21,400	17,500	17,500	16,500
604550	Health Ins Internal Serv Chg	57,500	31,100	29,600	29,600	25,200
604610	Fleet Internal Svcs Charge	99,600	89,400	116,700	116,700	142,000
604640	R&M Machinery	16,614	5,388	4,900	12,900	10,000
604663	R&M Stormwater	2,468	7,614	12,100	7,100	3,300
604700	Printing & Binding Svc	—	—	500	500	500
604870	Public Education	3,250	3,350	7,200	7,200	7,200
604905	Bank Svc Charges	1,761	2,040	2,600	2,600	3,600
604910	Advertising Costs	—	—	1,100	1,100	1,500
604920	License & Permit Fees	62,993	4,935	66,500	66,500	36,500
604989	IT Internal Svcs Charge	148,700	103,800	106,100	106,100	113,900
604995	Special Assessment Expense	19,442	19,459	19,600	19,600	19,600
604996	Admin Chg from Gen Fund	897,402	928,812	928,800	928,800	995,000
605220	Vehicle Fuel-On-Site	23,460	40,102	23,500	23,500	26,300
605240	Uniforms Cost	4,617	3,941	5,300	5,300	5,800
605242	Protective Clothing	1,826	1,886	2,500	2,500	2,650
605246	Safety Supplies	2,442	547	2,900	2,900	3,000
605252	Small Tools	3,100	6,071	3,700	3,700	3,700

Stormwater Management — 415-50-515-538-

Object #	Account Description	FY 2021 Actual	FY 2022 Actual	FY 2023 Budget	FY 2023 Revised	FY 2024 Budget
605280	Chemicals	5,290	4,856	8,600	8,600	8,600
605290	Other Operating Supplies	6,598	2,290	7,000	9,000	7,000
605410	Subscriptions & Memberships	758	1,142	1,700	1,700	1,700
605500	Training-General	1,326	2,127	3,300	3,300	3,300
	Sub-Total	1,471,021	1,491,587	1,680,700	1,680,700	1,705,550
	Departmental Capital Outlay					
606209	Infrastructure Renovations	57,906	58,693	—	25,401	—
606440	Vehicles Purchase	1,840	—	—	106,596	50,000
606441	Vehicle Replacement Program	—	—	—	—	6,900
	Sub-Total	59,746	58,693	—	131,997	56,900
	Total	**$ 2,771,479**	**$ 3,011,724**	**$ 3,358,000**	**$ 3,489,997**	**$ 3,702,950**

Debt Service—415-70-000/515-517-

Object #	Account Description	FY 2021 Actual	FY 2022 Actual	FY 2023 Budget	FY 2023 Revised	FY 2024 Budget
	Debt Service					
607132	Prin-SRL Infrastructure	$ 516,973	$ 527,834	$ 539,000	$ 539,000	$ 550,200
607137	Prin-Hist Mir Impr SRLSW060810	13,135	13,393	13,700	13,700	13,900
607138	2017 Util Sys Rev Bd-Prin	16,125	16,950	17,800	17,800	18,800
607144	Prin-2018 SRL WW060801	221,832	392,558	396,100	396,100	399,900
607232	Int-SRL Infrastructure	69,452	58,249	49,800	49,800	38,500
607238	2017 Util Sys Rev Bd-Int	10,973	21,098	20,700	20,700	19,700
607237	Int-Hist Mir Impr SRLSW060810	4,801	6,320	4,400	4,400	4,100
607240	Int-SRF Loans	59,656	18,258	—	—	—
607244	Int-2018 SRL WW060801	38,173	89,781	76,600	76,600	72,600
607322	Admin Costs	—	166,388	—	—	—
607999	Debt Service Clearing	(768,064)	(950,736)	—	—	—
	Sub-Total	183,054	360,093	1,118,100	1,118,100	1,117,700
	Total	**$ 183,054**	**$ 360,093**	**$ 1,118,100**	**$ 1,118,100**	**$ 1,117,700**

Non-Departmental—415-90-000-538-

Object #	Account Description	FY 2021 Actual	FY 2022 Actual	FY 2023 Budget	FY 2023 Revised	FY 2024 Budget
	Personnel Services					
601600	Compensated Absences	$ 11,236	$ 23,196	$ —	$ —	$ —
	Sub-Total	11,236	23,196	—	—	—
	Depreciation					
605915	Depreciation-Proprietary	420,085	406,594	—	—	—
	Sub-Total	420,085	406,594	—	—	—
	Appropriated Fund Balance					
609990	Appropriated Fund Balance	—	—	2,367,700	2,367,700	1,829,362
	Sub-Total	—	—	2,367,700	2,367,700	1,829,362
	Total	**$ 431,321**	**$ 429,790**	**$ 2,367,700**	**$ 2,367,700**	**$ 1,829,362**

Unassigned—415-00-000-000-

Object #	Account Description	FY 2021 Actual	FY 2022 Actual	FY 2023 Budget	FY 2023 Revised	FY 2024 Budget
	Capital Asset Clearing					
606900	Capital Asset Clearing Account	$ (255,020)	$ (273,872)	$ —	$ —	$ —
	Sub-Total	(255,020)	(273,872)	—	—	—
	Total	**$ (255,020)**	**$ (273,872)**	**$ —**	**$ —**	**$ —**

Capital Improvement Program Expenditure Detail Budget—415-Various

Object #	Account Description	Project #	FY 2021 Actual	FY 2022 Actual	FY 2023 Budget	FY 2023 Revised	FY 2024 Budget
	Capital Improvement						
	Historic Miramar Canal						
	415-50-800-537-000-	52021					
606510	CIP-Construction		$ 168,266	$ 99,490	$ —	$ 597,126	$ —
	Sub-total		168,266	99,490	—	597,126	—
	Drainage Improvements						
	415-55-900/901-541-000-	52035					
606510	CIP-Construction		367	—	—	—	—
	Sub-total		367	—	—	—	—
	Historic Mir Drainage Improvement						
	415-50-900/901-538-000-	52066					
606502	CIP-Plan/Design/Eng		28,482	22,378	—	354,528	—
606510	CIP-Plan/Design/Eng		—	18,636	—	11,931,364	—
606520	CIP-Contingency		—	—	—	1,000,000	—
	Sub-total		28,482	41,014	—	13,285,892	—
	Removal of Trees along City-Owned						
	415-50-801-538-000-	52095					
606510	CIP-Construction		—	19,275	100,000	180,725	—
	Sub-total		—	19,275	100,000	180,725	—
	Historic Mir Innov & Tech Village						
	415-55-800-538-000-	53025					
606510	CIP-Construction		—	—	—	600,000	—
	Sub-total		—	—	—	600,000	—
	Purchase of a Vacuum Truck						
	415-50-800-538-000-	54025					
606514	CIP-Vehicles		—	—	—	—	420,000
	Sub-total		—	—	—	—	420,000
	Total		**$ 197,114**	**$ 159,779**	**$ 100,000**	**$14,663,743**	**$ 420,000**

Object #	Account Description	Justification
Revenue		
325205	Stormwater Assessment	This revenue is generated from Stormwater fees collected via the annual tax bill.
343950	Stormwater Fees	These fees are collected from properties that are not able to be billed on the tax bill.
361100	Int Earnings	Revenues received from interest and Pooled cash earnings allowance and is allocated across funds based on the cash balance of each fund as compared to the total cash, unless directly related to a specific investment instrument.
361101	FLPALM Int Earnings	Revenues for this fund are reimbursed from other funds for property and liability insurance and services.
361102	FLCLASS Int Earnings	Revenues for this fund are reimbursed from other funds for property and liability insurance and services.
Expense		
601400	Overtime-General	This line item represents the cost for overtime required for the following reasons: (1) repair to City facilities; (2) Hurricane Storm Event required FOC and UCC staffing; (3) unforeseen emergencies which may require staffs' assistance.
603190	Prof Svcs-Other	This line item is for outside professional services such as rate studies and other related services. Includes $10,000 for American Public Works Association accreditation process.
603400	Contract Svc-Other	This line item represents funding for services performed by outside contractors such as street sweeping and tree removal from canal embankments. FY24 includes $150,000 in Above Base Request for Canal Maintenance, Right-of-Way Drainage Improvements, and Guardrail Installation and Maintenance.
603450	Aquatic Plant Control	This line item is for services provided by outside contractors licensed to chemically treat canals and lakes within the City of Miramar's jurisdiction (i.e., East of University Drive).
604100	Communication Services	This line item represents the cost for GPS tracking services
604301	Electricity Svcs	This account represents allocated costs for electricity usage at the water plant.
604400	Leased Equipment	This line item is for rental of specialized equipment that are seldom used to perform various maintenance services.
604500	Risk Internal Svcs Charge	This account represents allocated property and liability insurance premiums as per Human Resources, Risk Management.
604550	Health Ins Internal Serv Chg	Funds the City's wellness program that encourage employees to adopt healthy habits through education, incentives and an on-site clinic.
604610	Fleet Internal Svcs Charge	This account represents costs associated with repair and maintenance of city vehicles. Allocation provided by Public Works Fleet Maintenance.
604640	R&M Machinery	This amount covers the cost to repair and maintain all large and small power equipment.
604663	R&M Stormwater	This line item represents anticipated cost associated with the fountain, drainage and canal maintenance.
604700	Printing & Binding Svc	This line item is for the printing of special inserts, envelopes and new resident brochures.
604870	Public Education	This represents the cost for pamphlets, posters, giveaways, etc., to educate residents.
604905	Bank Svc Charges	This is for analyzed bank services charges for handling Pooled cash accounts. Allocated amount is based on each fund cash balance.
604910	Advertising Costs	Cost associated with advertising to satisfy legal requirements of State Statutes, and public hearing notices to adopt the Annual Stormwater Management Service Assessment Rate.
604920	License & Permit Fees	This cost is for State of Florida fee, NPDES, West Water Management Association.
604989	IT Internal Svcs Charge	This account is for technology related costs such as leased computers, internet, intranet, land lines, network, telephone, software licenses, database needs and support services.
604995	Special Assessment Expense	This cost is for the stormwater assessment fees to be added on the Broward County tax roll.
604996	Admin Chg from Gen Fund	This is to reimburse the General Fund for services provided.
605220	Vehicle Fuel-On-Site	This account covers the cost of gas and oil used for city vehicles. Allocation provided by Public Works Fleet Maintenance.
605240	Uniforms Cost	This line item represents the cost of uniforms, shirts, safety shoes, jackets and caps for employees.
605242	Protective Clothing	This expenditure is for safety clothing as required by certain positions.
605246	Safety Supplies	This amount is for safety items such as traffic cones, barricades, caution tapes, first aid kits and flashlights.
605252	Small Tools	This cost is for new and replacement of small hand and power tools and other related accessories.

Object #	Account Description	Justification
605280	Chemicals	This line item represents the cost for fertilizers, pesticides, herbicides, drying agents, dyes, defamers, cleaners and sanitary agents needed to maintain canals and waterways.
605290	Other Operating Supplies	This line item is for expenses that are not budgeted in another line item.
605410	Subscriptions & Memberships	This line item is for the cost to maintain Florida Stormwater Association membership for eight employees.
605500	Training-General	This expenditure represents funds needed to attend various seminars and trainings.
606440	Vehicles Purchase	This account is to fund vehicle's purchases for participant departments per the City's Vehicle Replacement Program.
606441	Vehicle Replacement Program	This budgeted amount is for escrow for future vehicle replacements.
606514	CIP-Vehicles	The Stormwater Management Program is responsible for the maintenance of stormwater structures such as catch basins, pipes, etc., throughout the City. Stormwater Management Program needs an additional dedicated vacuum truck catch basin cleaner for the maintenance of the additional stormwater inlets being added to the City's stormwater drainage system inventory under the Historic Miramar Phase III and Phase IV Drainage Improvement projects.
607132	Prin-SRL Infrastructure	This amount is for the Principal portion of a State Revolving Loan (SRF - 33508L - East Miramar Infrastructure). In 2005 the City received funding for a 10 year loan.
607137	Prin-Hist Mir Impr SRLSW060810	This is the Principal for the State Revolving Loan # 060810 for the Historic Miramar Improvement Phase 3 which will be used for Stormwater Improvements. Principal and Interest is due semi-annually on May 15 and November 15 through November 15, 2036, to begin May 15, 2017.
607138	2017 Util Sys Rev Bd-Prin	This is the Principal for the Utility System Refunding Revenue Bonds, Series 2017 which was used to pay off the then outstanding Utility System Revenue Bond, Series 2007. Principal is due annually on October 1 through October 1, 2037, to begin October 1, 2018.
607144	Prin-2018 SRL WW060801	Principal payment for the State Revolving Loan Funds SRF060801

Capital Improvement Projects

Object #	Project	Justification
606514	Purchase of a Vacuum Truck - 54025	The Stormwater Management Program is responsible for the maintenance of stormwater structures such as catch basins, pipes, etc., throughout the City. Stormwater Management Program needs an additional dedicated vacuum truck catch basin cleaner for the maintenance of the additional stormwater inlets being added to the City's stormwater drainage system inventory under the Historic Miramar Phase III and Phase IV Drainage Improvement projects.

MIRAMAR
BEAUTY AND PROGRESS
EST 1955

Description

Internal Service Funds are used to account for the financing of services, self-insurance activities, fleet maintenance and information system services provided to other funds within the City on a cost-reimbursement basis. Currently, the City has four Internal Service Funds:

1. Health Insurance (Fund 501)
2. Risk Management (Fund 502)
3. Fleet Maintenance (Fund 503)
4. Information Technology (Fund 504)

Revenues and Expenditures Summary

Revenue By Category	FY 2021 Actual	FY 2022 Actual	FY 2023 Budget	FY 2023 Revised	FY 2024 Budget
General Taxes	$ —	$ —	$ —	$ —	$ —
Permits, Fees, Special Assessment	—	—	—	—	—
Intergovernmental Revenues	76,675	89,363	90,000	90,000	90,000
Charges for Services	36,683,669	40,888,805	41,965,600	41,965,600	43,337,800
Fines & Forfeitures	—	—	—	—	—
Miscellaneous Revenues	1,461,518	1,114,897	760,100	1,039,353	1,276,400
Other Sources	—	—	3,060,700	12,847,408	5,251,300
Transfers In	—	—	—	—	—
Total	**$ 38,221,862**	**$ 42,093,065**	**$ 45,876,400**	**$ 55,942,361**	**$ 49,955,500**
Expenditures Category					
Personnel Services	$ 5,100,806	$ 5,937,641	$ 6,151,700	$ 6,151,700	$ 6,197,100
Operating Expense	27,625,396	27,373,544	35,378,100	36,207,000	37,592,200
Capital Outlay	1,999,811	1,355,935	3,485,900	12,793,961	5,338,400
Grants & Aids	—	—	—	—	—
Total Operating Expenditures	**$ 34,726,012**	**$ 34,667,120**	**$ 45,015,700**	**$ 55,152,661**	**$ 49,127,700**
Capital Improvement Program	—	—	—	—	—
Capital Asset Clearing	(1,928,638)	(1,251,032)	—	—	—
Other Uses	1,732,368	1,583,063	80,000	9,000	80,000
Debt Service	4,257	2,516	780,700	780,700	747,800
Transfers	—	—	—	—	—
Appropriated Fund Balance	—	—	—	—	—
Total	**$ 34,533,999**	**$ 35,001,667**	**$ 45,876,400**	**$ 55,942,361**	**$ 49,955,500**

Summary by Fund

Revenues	Fund #				
Health Insurance	501	$ 19,361,191	$ 18,595,244	$ 18,837,800	$ 19,337,800	$ 18,921,900
Risk Management	502	7,783,582	9,559,680	10,431,300	10,431,300	12,179,300
Fleet Maintenance	503	3,090,539	5,247,628	6,819,300	16,097,008	8,967,900
Information Technology (IT)	504	7,986,550	8,690,513	9,788,000	10,076,253	9,886,400
Total		**$ 38,221,862**	**$ 42,093,065**	**$ 45,876,400**	**$ 55,942,361**	**$ 49,955,500**
Expenditures					
Health Insurance	501	$ 18,127,227	$ 15,143,761	$ 18,837,800	$ 19,337,800	$ 18,921,900
Risk Management	502	5,405,120	7,822,118	10,431,300	10,431,300	12,179,300
Fleet Maintenance	503	4,302,293	4,846,625	6,819,300	16,097,008	8,967,900
Information Technology (IT)	504	6,699,359	7,189,163	9,788,000	10,076,253	9,886,400
Total		**$ 34,533,999**	**$ 35,001,667**	**$ 45,876,400**	**$ 55,942,361**	**$ 49,955,500**

Vitality
MIRAMAR
BEALITY AND PROGRESS
EST 1955
LIVE
VIBRANTLY
Mind • Body • Spirit

Health Insurance Fund

Health Insurance Fund Organizational Chart

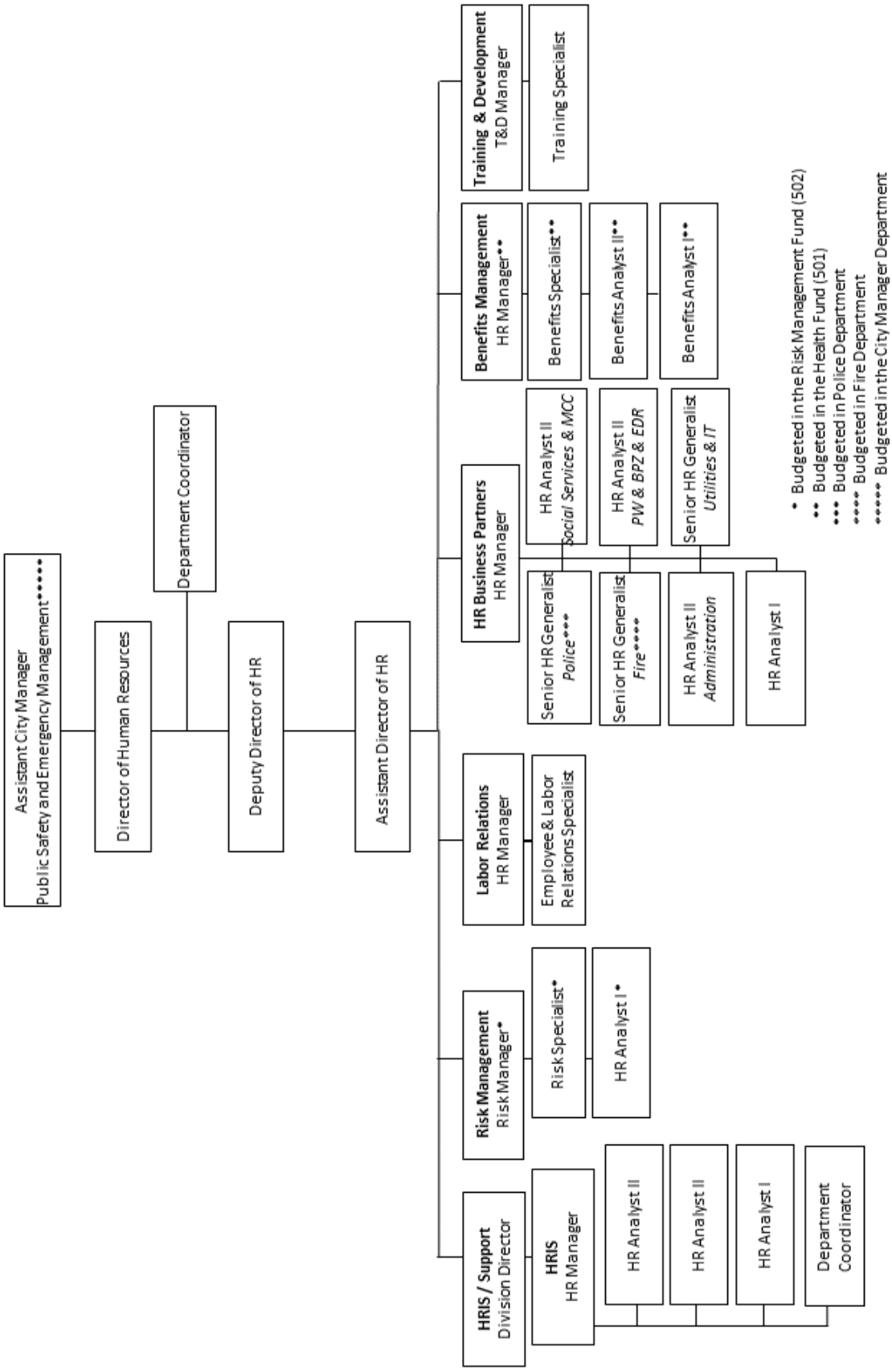

Revenues and Expenditures Budget Summary

	FY 2021 Actual	FY 2022 Actual	FY 2023 Budget	FY 2023 Revised	FY 2024 Budget
Beginning Fund Balance	**$ 3,060,096**	**$ 4,294,060**	**$ 7,745,543**	**$ 7,745,543**	**$ 7,234,943**
Revenues By Category					
General Taxes	$ —	$ —	$ —	$ —	$ —
Permits, Fees, Special Assessment	—	—	—	—	—
Intergovernmental Revenues	—	—	—	—	—
Charges for Services	19,353,929	18,515,127	18,723,300	18,723,300	17,947,000
Fines & Forfeitures	—	—	—	—	—
Miscellaneous Revenues	7,262	80,117	103,900	103,900	370,300
Appropriation of Fund Balance	—	—	10,600	510,600	604,600
Transfers In	—	—	—	—	—
Total	**$ 19,361,191**	**$ 18,595,244**	**$ 18,837,800**	**$ 19,337,800**	**$ 18,921,900**
Expenditures By Category					
Personnel Services	$ 506,720	$ 576,423	$ 611,800	$ 611,800	$ 492,500
Operating Expense	17,620,507	14,567,338	18,226,000	18,726,000	18,429,400
Capital Outlay	—	—	—	—	—
Grants & Aids	—	—	—	—	—
Total Operating Expenditures	**$ 18,127,227**	**$ 15,143,761**	**$ 18,837,800**	**$ 19,337,800**	**$ 18,921,900**
Capital Improvement Program	—	—	—	—	—
Capital Asset Clearing	—	—	—	—	—
Other Uses	—	—	—	—	—
Debt Service	—	—	—	—	—
Transfers Out	—	—	—	—	—
Appropriated Fund Balance	—	—	—	—	—
Total	**$ 18,127,227**	**$ 15,143,761**	**$ 18,837,800**	**$ 19,337,800**	**$ 18,921,900**
Excess/Deficiency	$ 1,233,964	$ 3,451,483	$ —	$ —	$ —
Appropriated Fund Balance	—	—	—	—	—
Appropriation of Fund Balance	—	—	(10,600)	(510,600)	(604,600)
Ending Fund Balance	**$ 4,294,060**	**$ 7,745,543**	**$ 7,734,943**	**$ 7,234,943**	**$ 6,630,343**

Operating Revenues

Object #	Account Description	FY 2021 Actual	FY 2022 Actual	FY 2023 Budget	FY 2023 Revised	FY 2024 Budget
	Charges for Services					
341200	Internal Svcs Charge	$ 4,066,300	$ 2,199,200	$ 2,098,800	$ 2,098,800	$ 2,116,900
341205	PPO Dental City Contribution	339,860	356,232	325,800	325,800	336,900
341206	PPO Dental Emp Contribution	159,194	152,632	98,000	98,000	99,000
341207	HMO Dental City Contribution	65,037	58,855	73,100	73,100	73,700
341208	HMO Dental Emp Contribution	14,606	13,577	14,100	14,100	11,500
341220	PPO Medical City Contribution	1,987,128	2,518,071	2,585,300	2,585,300	2,263,100
341221	PPO Medical Emp Contribution	170,493	196,035	197,900	197,900	169,900
341222	HMO Medical City Contribution	9,002,195	9,278,173	9,760,000	9,760,000	9,263,200
341223	HMO Medical Emp Contribution	2,278,833	2,061,500	1,808,500	1,808,500	1,636,800
341224	HDHP Medical City Contribution	1,059,374	1,408,650	1,408,200	1,408,200	1,600,900
341225	HDHP Medical Employee Contrib	210,910	272,201	353,600	353,600	375,100
	Sub-total	19,353,929	18,515,127	18,723,300	18,723,300	17,947,000
	Miscellaneous Revenues					
361100	Int Earnings	7,236	61,877	103,800	103,800	370,200
361200	Dividend Income	27	—	100	100	100
369900	Miscellaneous Revenue	—	18,240	—	—	—
399999	Appropriation Of Fund Balance	—	—	10,600	510,600	604,600
	Sub-total	7,262	80,117	114,500	614,500	974,900
	Total	**$19,361,191**	**$18,595,244**	**$18,837,800**	**$19,337,800**	**$18,921,900**

Description—Fund 501

This fund accounts for the City's self-funded medical, dental, and fully-insured disability, and life insurance for employees, retirees and eligible dependents. Administrative fees for the self-funded medical and dental are billed monthly, claims are billed as incurred, while catastrophic medical claims are covered through a stop-loss policy to maintain adequate reserves and protect the plan from large losses. In addition, expenses for the Employee Onsite Health and Wellness Center are managed through this fund.

The Human Resources Department manages the Health Fund. As indicated in the Position Detail, this fund is comprised of four (4) full-time budgeted positions.

The two programs provided are:

1. Benefits Administration
2. Wellness

HR's Wellness Team

FY 2023 Accomplishments

- The Employee Health and Wellness Center increased visits by 26% and increased patient count by 12%, helping to drive a return on investment of over 1.1%.
- Presented with the Gold Aetna Workplace Well-Being Above and Beyond Award for the City's Wellness Program.
- The City experienced a medical plan rate increase of 4.9% for plan year 2023, well below the national medical trend rate of 7.4%.

FY 2024 Goals

- Increase employee utilization at the employee on-site healthcare clinic.
- Provide onsite health and wellness visits and cornerstone events at offsite locations each quarter.
- Advertise bidding proposals for various employee benefit services.

Revenues, Expenditures and Position Summary

	FY 2021 Actual	FY 2022 Actual	FY 2023 Budget	FY 2023 Revised	FY 2024 Budget
Dedicated Revenues					
Benefits Administration	$ 1,589,404	$ 1,617,125	$ 1,846,600	$ 2,374,494	$ 2,818,000
Wellness	137,347	194,973	362,400	334,506	268,600
Total	**$ 1,726,751**	**$ 1,812,098**	**$ 2,209,000**	**$ 2,709,000**	**$ 3,086,600**
Expenditures by Program					
Benefits Administration	$ 1,589,404	$ 1,617,125	$ 1,846,600	$ 2,374,494	$ 2,818,000
Wellness	137,347	194,973	362,400	334,506	268,600
Health-Non Departmental	16,400,477	13,331,662	16,628,800	16,628,800	15,835,300
Total	**$ 18,127,227**	**$ 15,143,761**	**$ 18,837,800**	**$ 19,337,800**	**$ 18,921,900**
Expenditures by Category					
Personnel Services	$ 506,720	$ 576,423	$ 611,800	$ 611,800	$ 492,500
Operating Expense	17,620,507	14,567,338	18,226,000	18,726,000	18,429,400
Capital Outlay	—	—	—	—	—
Appropriated Fund Balance	—	—	—	—	—
Total	**$ 18,127,227**	**$ 15,143,761**	**$ 18,837,800**	**$ 19,337,800**	**$ 18,921,900**
Positions by Program					
Benefits Administration	3.00	3.00	3.00	3.00	3.00
Wellness	1.00	1.00	1.00	2.00	1.00
Total	**4.00**	**4.00**	**4.00**	**5.00**	**4.00**
Position Detail					
Assistant Director of Human Resources	—	—	—	1.00	—
Benefits Analyst	1.00	—	—	—	—
Benefits Analyst I	—	1.00	1.00	1.00	1.00
Benefits Analyst II	—	1.00	1.00	—	1.00
Benefits Fund Analyst	1.00	—	—	—	—
Benefits Manager	1.00	1.00	1.00	—	—
Benefits Specialist	—	—	—	1.00	1.00
Human Resources Generalist	1.00	—	—	—	—
Human Resources Manager	—	—	—	2.00	1.00
Senior Human Resources Generalist	—	1.00	1.00	—	—
Total FTE's	**4.00**	**4.00**	**4.00**	**5.00**	**4.00**

Health Insurance Fund FTE's by Program

Administration
(General Fund 001)

Provides for the equitable administration of the human resources system of the City of Miramar to be consistent with principles of equal employment opportunity, non-discrimination, merit, efficiency and accountability. Collective Bargaining responsibilities are delegated to this program representing about 84% of the workforce. Advises departments on personnel issues and appropriate methods of problem resolution. Oversees all departmental activities and provides departmental support in the areas of procurement, budget, fiscal management, and business planning.

FY 23	FY 24
4.00	4.00

Human Resources IS/Support
(General Fund 001)

Manages and automates core HR processes such as employee performance evaluations, and citywide salary (COLA, Merit, STEP, etc.) increases. Helps to eliminate paper-based and manual HR-related functions and processes.

FY 23	FY 24
11.00	7.00

Training & Development
(General Fund 001)

Provide training and development opportunities to support organizational learning, resulting in higher employee satisfaction, commitment, improved performance, productivity, and engagement.

FY 23	FY 24
2.00	2.00

Division of Civil Rights & Employee Labor Relations
(General Fund 001)

This program is responsible for developing, implementing, monitoring, and enforcing fair employment guidelines.

FY 23	FY 24
2.00	2.00

Human Resources Business Partners
(General Fund 001)

Provides direct and primary support to departments and personnel in all areas of HR Administration, including: talent acquisition, workforce planning, compensation and classification, conflict resolution, and HR policies.

FY 23	FY 24
—	5.00

Benefits Administration
(Health Fund 501)

Provides and administers responsive, cost effective benefit programs including group medical, vision, dental, and life insurance, that meet the needs of the City's employees, retirees and their dependents. Provides retirement counseling and support for the administration of four pension programs.

FY 23	FY 24
3.00	3.00

Wellness
(Health Fund 501)

The Wellness Program's objective is to educate employees on the benefits of the adoption and maintenance of healthy habits. Healthy behaviors lead to lower health risks which lead to less chronic diseases and ultimately lower healthcare costs.

FY 23	FY 24
1.00	1.00

Risk Management
(Risk Fund 502)

Provides services mandated by federal and state laws and City of Miramar policies and procedures as they apply to employees with disabilities and maintains the City's self-insurance of liability and workers' compensation.

FY 23	FY 24
3.00	3.00

Benefits Administration—Program 062

Description

The importance of successfully recruiting and retaining skilled staff depends on many factors including a competitive and innovative benefit program. The Benefits Program offers employees, retirees, and dependents a wide selection of benefits including group health, dental, life, vision, long term disability, and various voluntary programs. The program requires good oversight in terms of finances as well as the quality of services delivered. It also involves the ability to respond to employee questions and concerns timely and effectively. This program also encompasses retirement educational programs to provide employees with the necessary tools to proactively plan for their retirement.

Dedicated Revenues	**Object Code**	**FY 2021 Actual**	**FY 2022 Actual**	**FY 2023 Budget**	**FY 2023 Revised**	**FY 2024 Budget**
Internal Services Charge	341200	**$1,589,404**	**$1,617,125**	**$1,846,600**	**$2,374,494**	**$2,818,000**
Expenditures by Category						
Personnel Services		$ 455,410	$ 465,589	$ 484,500	$ 484,500	$ 401,600
Operating Expense		1,133,995	1,151,537	1,362,100	1,889,994	2,416,400
Departmental Capital Outlay		—	—	—	—	—
Total		**$1,589,404**	**$1,617,125**	**$1,846,600**	**$2,374,494**	**$2,818,000**
Percent of Time by Position						
Assistant Director of Human Resources		—	—	—	1.00	—
Benefits Analyst II		—	1.00	1.00	—	1.00
Benefits Fund Analyst		1.00	—	—	—	—
Benefits Manager		1.00	1.00	1.00	—	—
Benefits Specialist		—	—	—	—	1.00
Human Resources Generalist		1.00	—	—	—	—
Senior Human Resources Generalist		—	1.00	1.00	—	—
Human Resources Manager		—	—	—	2.00	1.00
Total		**3.00**	**3.00**	**3.00**	**3.00**	**3.00**

Wellness—Program 065

Description

The City's Wellness Program's objective is to educate employees on the benefits of the adoption and maintenance of healthy habits. Healthy behaviors lead to lower health risks, and lower health risks lead to less chronic diseases and ultimately reduces healthcare costs.

	Object Code	FY 2021 Actual	FY 2022 Actual	FY 2023 Budget	FY 2023 Revised	FY 2024 Budget
Dedicated Revenues						
Internal Services Charge	341200	**$ 137,347**	**$ 194,973**	**$ 362,400**	**$ 334,506**	**$ 268,600**
Total						
Expenditures by Category						
Personnel Services		$ 51,311	$ 110,834	$ 127,300	$ 127,300	$ 90,900
Operating Expense		86,036	84,139	235,100	207,206	177,700
Departmental Capital Outlay		—	—	—	—	—
Total		**$ 137,347**	**$ 194,973**	**$ 362,400**	**$ 334,506**	**$ 268,600**
Percent of Time by Position						
Benefits Analyst		1.00	—	—	—	—
Benefits Analyst I		—	1.00	1.00	1.00	1.00
Benefits Specialist		—	—	—	1.00	—
Total		**1.00**	**1.00**	**1.00**	**2.00**	**1.00**

CPR Training

Benefits Administration—501- 06-062-513

Object #	Account Description	FY 2021 Actual	FY 2022 Actual	FY 2023 Budget	FY 2023 Revised	FY 2024 Budget
	Personnel Services					
601200	Employee Salaries	$ 286,359	$ 287,808	$ 312,700	$ 312,700	$ 263,600
601205	Lump Sum Payout - Accrued Time	17,592	29,745	23,700	23,700	16,700
601210	Non-Pensionable Earnings	—	4,000	—	—	—
601215	Communication Stipend	3,900	3,900	3,900	3,900	3,900
601600	Compensated Absences	6,525	13,035	—	—	—
602100	FICA & MICA	22,765	24,281	26,000	26,000	21,700
602235	Pension-Senior Mgmt	67,830	49,139	67,200	67,200	62,300
602265	Pension-457	5,683	6,340	6,600	6,600	4,400
602304	Health Insurance-PPO	6,004	176	—	—	—
602305	Health Insurance-HMO	31,532	25,559	24,400	24,400	16,800
602306	Dental Insurance-PPO	2,095	1,863	1,900	1,900	1,000
602307	Dental Insurance-HMO	—	—	—	—	200
602309	Basic Life Insurance	890	1,233	900	900	800
602311	Long-Term Disability Ins	144	201	400	400	1,500
602312	HDHP Aetna	11,924	12,885	14,000	14,000	7,100
602313	HSA Payflex	2,800	2,800	2,800	2,800	1,600
602600	OPEB	(10,635)	2,624	—	—	—
	Sub-Total	455,410	465,589	484,500	484,500	401,600
	Operating Expense					
603190	Prof Svcs-Other	836,444	870,363	1,015,000	1,261,896	1,543,000
603425	Software License & Maint	46,950	15,975	30,000	—	76,300
603470	Temporary Help	—	—	6,000	36,000	36,000
604001	Travel & Training	7,301	8,663	16,000	16,000	16,000
604301	Electricity Svcs	1,887	1,111	1,300	1,300	1,400
604403	Leased Building	66,635	225	75,000	75,000	75,000
604500	Risk Internal Svcs Charge	500	2,100	1,800	1,800	1,700
604700	Printing & Binding Svcs	480	1,515	4,000	4,000	4,000
604890	Special Events-Other	1,248	511	7,500	7,500	7,500
604989	IT Internal Svcs Charge	17,900	28,800	28,700	28,700	13,600
605100	Office Supplies	827	1,126	2,200	2,200	2,200
605120	Computer Operating Expenses	—	—	2,000	2,000	2,000
605250	Noncap Furn (Item less 5000)	72	—	2,000	2,000	2,000
605251	Noncap Equip (Item less 5000)	—	1,290	2,500	2,500	2,500
605265	Medical Supplies	20,505	5,403	55,000	22,000	565,900
605268	Pharmaceuticals	81,512	157,301	52,800	333,798	—
605285	Lab Supplies	28,388	37,711	22,000	55,000	—
605290	Other Operating Supplies	19,382	15,075	21,000	21,000	50,000
605410	Subscriptions & Memberships	2,021	3,951	5,300	5,300	5,300
605500	Training-General	1,942	417	5,000	5,000	5,000
605510	Tuition Reimbursement	—	—	7,000	7,000	7,000
	Sub-Total	1,133,995	1,151,537	1,362,100	1,889,994	2,416,400
	Total	**$ 1,589,404**	**$ 1,617,125**	**$ 1,846,600**	**$ 2,374,494**	**$ 2,818,000**

Wellness—501-06-065-513-

Object #	Account Description	FY 2021 Actual	FY 2022 Actual	FY 2023 Budget	FY 2023 Revised	FY 2024 Budget
	Personnel Services					
601200	Employee Salaries	$ 43,077	$ 71,346	$ 79,800	$ 79,800	$ 64,500
601205	Lump Sum Payout - Accrued Time	—	—	4,100	4,100	—
602100	FICA & MICA	3,284	5,471	6,400	6,400	4,900
602210	Pension-General	—	—	—	—	11,800
602235	Pension-Senior Mgmt	(3,059)	13,270	17,200	17,200	—
602265	Pension-457	1,050	2,140	2,200	2,200	—
602304	Health Insurance-PPO	9,917	16,745	16,700	16,700	—
602306	Dental Insurance-PPO	382	614	600	600	400
602309	Basic Life Insurance	175	314	200	200	200
602311	Long-Term Disability Ins	30	59	100	100	400
602312	HDHP Aetna	—	—	—	—	7,100
602313	HSA Payflex	—	—	—	—	1,600
602600	OPEB	(3,545)	874	—	—	—
	Sub-Total	51,311	110,834	127,300	127,300	90,900
	Operating Expense					
603425	Software License & Maint	70,843	70,410	75,000	77,106	75,000
604500	Risk Internal Svcs Charge	200	800	700	700	700
604700	Printing & Binding Svcs	—	685	2,500	2,500	2,500
604890	Special Events-Other	3,518	862	60,000	30,000	30,000
604910	Advertising Costs	—	—	5,000	5,000	5,000
604920	License & Permit Fees	—	—	700	700	700
604950	Employee Awards	4,684	10,933	85,000	85,000	42,500
604989	IT Internal Svcs Charge	6,000	—	—	—	13,600
605100	Office Supplies	736	—	1,200	1,200	1,200
605251	Noncap Equip (Item less 5000)	—	—	500	500	2,000
605290	Other Operating Supplies	—	—	500	500	500
605410	Subscriptions & Memberships	55	—	1,000	1,000	1,000
605500	Training-General	—	449	3,000	3,000	3,000
	Sub-Total	86,036	84,139	235,100	207,206	177,700
	Total	**$ 137,347**	**$ 194,973**	**$ 362,400**	**$ 334,506**	**$ 268,600**

Non-Departmental—501-90-000-519-

Object #	Account Description	FY 2021 Actual	FY 2022 Actual	FY 2023 Budget	FY 2023 Revised	FY 2024 Budget
	Operating Expense					
603010	Health PPO Premium	$ 529,988	$ —	$ —	$ —	$ —
603015	Health HMO Premium	2,702,550	—	—	—	—
603016	Health HDHP Premium	306,056	—	—	—	—
603025	Dental HMO Premium	78,407	—	—	—	—
604905	Bank Svc Charges	2,349	3,601	4,000	4,000	5,200
604921	Dental HMO Claims	—	80,675	79,200	79,200	71,700
604922	Dental PPO Claims	437,982	463,453	380,200	470,200	385,700
604940	Health HMO Claims	8,422,462	8,337,615	10,581,200	10,256,200	9,794,100
604944	Dental Claims Admin Fee	28,278	19,048	30,000	30,000	30,000
604946	Health PPO Claims	1,018,917	871,595	2,623,700	2,623,700	2,216,300
604947	HDHP Claims	622,707	1,997,520	1,644,700	1,644,700	1,762,300
604948	Health Claims Admin Fee	835,586	1,269,066	1,285,800	1,520,800	1,570,000
604949	Ins Claims-Health	1,415,195	216,485	—	—	—
	Sub-Total	16,400,477	13,259,058	16,628,800	16,628,800	15,835,300
	Total	**$16,400,477**	**$13,259,058**	**$16,628,800**	**$16,628,800**	**$15,835,300**

Health Insurance Fund Budget Justification

Object #	Account Description	Justification
Revenue		
341200	Internal Svcs Charge	Revenues budgeted in this account represent funds collected from all participant departments and programs as an allocation for cost recovery of health insurance services.
341205	PPO Dental City Contribution	Revenues for this line item arise from an internal service charge against each City department that is based on each employee's estimated PPO and HMO dental insurance coverage and costs. Only PPO dental insurance coverage and outstanding claims are in this fund.
341206	PPO Dental Emp Contribution	Revenues are the employees' share of PPO and HMO dental insurance based on collective bargaining agreements and the Comprehensive Pay Plan.
341207	HMO Dental City Contribution	Revenues for this line item arise from an internal service charge against each City department that is based on each employee's estimated PPO and HMO dental insurance coverage and costs. Only PPO dental insurance coverage and outstanding claims are in this fund.
341208	HMO Dental Emp Contribution	Revenues are the employees' share of PPO and HMO dental insurance based on collective bargaining agreements and the Comprehensive Pay Plan.
341220	PPO Medical City Contribution	Revenues relate to the City's share of the Medical insurance premium costs.
341221	PPO Medical Emp Contribution	Revenues are the employees' share of PPO and HMO medical insurance based on collective bargaining agreements and the Comprehensive Pay Plan.
341222	HMO Medical City Contribution	Revenues relate to the City's share of the Medical insurance premium costs.
341223	HMO Medical Emp Contribution	Revenues are the employees' share of PPO and HMO medical insurance based on collective bargaining agreements and the Comprehensive Pay Plan.
341224	HDHP Medical City Contribution	Revenues are the City's share of the HDHP medical insurance based on collective bargaining agreements and the Comprehensive Pay Plan.
341225	HDHP Medical Employee Contrib	Revenues are the employees' share of the HDHP medical insurance based on collective bargaining agreements and the Comprehensive Pay Plan.
361100	Int Earnings	Revenues received from interest and Pooled cash earnings allowance and is allocated across funds based on the cash balance of each fund as compared to the total cash, unless directly related to a specific investment instrument.
361200	Dividend Income	This represents the return earned on the Wells Fargo Government Money Market Fund Sweep account.
399999	Appropriation Of Fund Balance	This account is used to budget for a portion of fund balance needed to cover all budgeted expenses.
Expense		
603190	Prof Svcs-Other	Funding is to cover professional services for employee benefits consultations and the cost of implementing an Onsite health clinic, which includes payments to the provider selected, doctors and/or nurse practitioners.
603425	Software License & Maint	This line item is for contracted software license and maintenance related to administration of benefits.
603470	Temporary Help	This account represents costs associated with providing additional professional staff for clerical support to maintain work flow during extended employee absences.
604001	Travel & Training	This account is for out-of-town travel and accommodations for specialized training and certification courses or conferences, which includes registration, airline travel, meals, etc.
604301	Electricity Svcs	This account represents allocated costs for electricity usage.
604403	Leased Building	This $75,000 is budgeted to cover the cost of leasing space, in order to provide easily accessible and quick access to primary care physicians and/or nurse practitioners to City employees and eligible dependents.
604500	Risk Internal Svcs Charge	This is a restricted account for allocated property and liability insurance premiums as provided by HR-Risk Management.
604700	Printing & Binding Svcs	Printing campaign materials for risk prevention programs and benefit educational campaigns to be distributed city-wide to employees.
604890	Special Events-Other	Continued funding for various HR events during the fiscal year to include the Career Fair and other HR related events.
604905	Bank Svc Charges	This is for analyzed bank services charges for handling Pooled cash accounts. Allocated amount is based on each fund cash balance.
604910	Advertising Costs	Cost associated with advertising to satisfy legal requirements of State Statutes, and public hearing notices to adopt the Annual Stormwater Management Service Assessment Rate.
604920	License & Permit Fees	This represents the cost associated with licensing fees related to operating wellness programs.
604921	Dental HMO Claims	Expenditures from this line item represent insurance claims paid by the City for the self-insured HMO dental plan.

Object #	Account Description	Justification
604922	Dental PPO Claims	Expenditures from this line item represent insurance claims paid by the City for the self-insured dental plan.
604940	Health HMO Claims	Expenditures are the City's portion for providing HMO Health care benefit to enrolled participants.
604944	Dental Claims Admin Fee	Expenditures from this line item represent administrative fees for the City's self-insured dental insurance plan.
604946	Health PPO Claims	Expenditures are the City's portion for providing PPO health care benefit to enrolled employees.
604947	HDHP Claims	Expenditures are the City's portion for providing HDHP health care benefit to employees participating of this type of insurance.
604948	Health Claims Admin Fee	Expenditures from this line item represent administrative fees for the City's self-insured medical insurance plan.
604950	Employee Awards	Supplies and awards and shipping costs for employee recognition program.
604989	IT Internal Svcs Charge	This account is for technology related costs such as leased computers, internet, intranet, land lines, network, telephone, software licenses, database needs and support services.
605100	Office Supplies	Costs for office supplies to be used by the new staff funded in the Health Fund programs, including pens, note pads, printer paper, desk tools, etc.
605120	Computer Operating Expenses	This account represents costs for computer and hardware related items.
605250	Noncap Furn (Item less 5000)	This line item is for furniture and fixture that cost less than $5,000.
605251	Noncap Equip (Item less 5000)	This funding is for non-capital equipment that cost less than $5,000.
605265	Medical Supplies	This account is used to budget for medical supplies.
605290	Other Operating Supplies	This line item is for various supplies that are not budgeted in any other line item and are unexpected expenditures.
605410	Subscriptions & Memberships	This account is for memberships in professional associations, subscriptions and for books, manuals and publications necessary for staff to retain professional and technical certifications.
605500	Training-General	This expenditure represents funds needed to pay for staff to attend various seminars and trainings.
605510	Tuition Reimbursement	Education assistance to permanent employees that is associated with a certificate or degree program at a community college or state college/university. Education must be related to the employee's present position or have the ability to assist in a promotional opportunity. The cost covers books and lab fees associated with the course.

Risk Management Fund

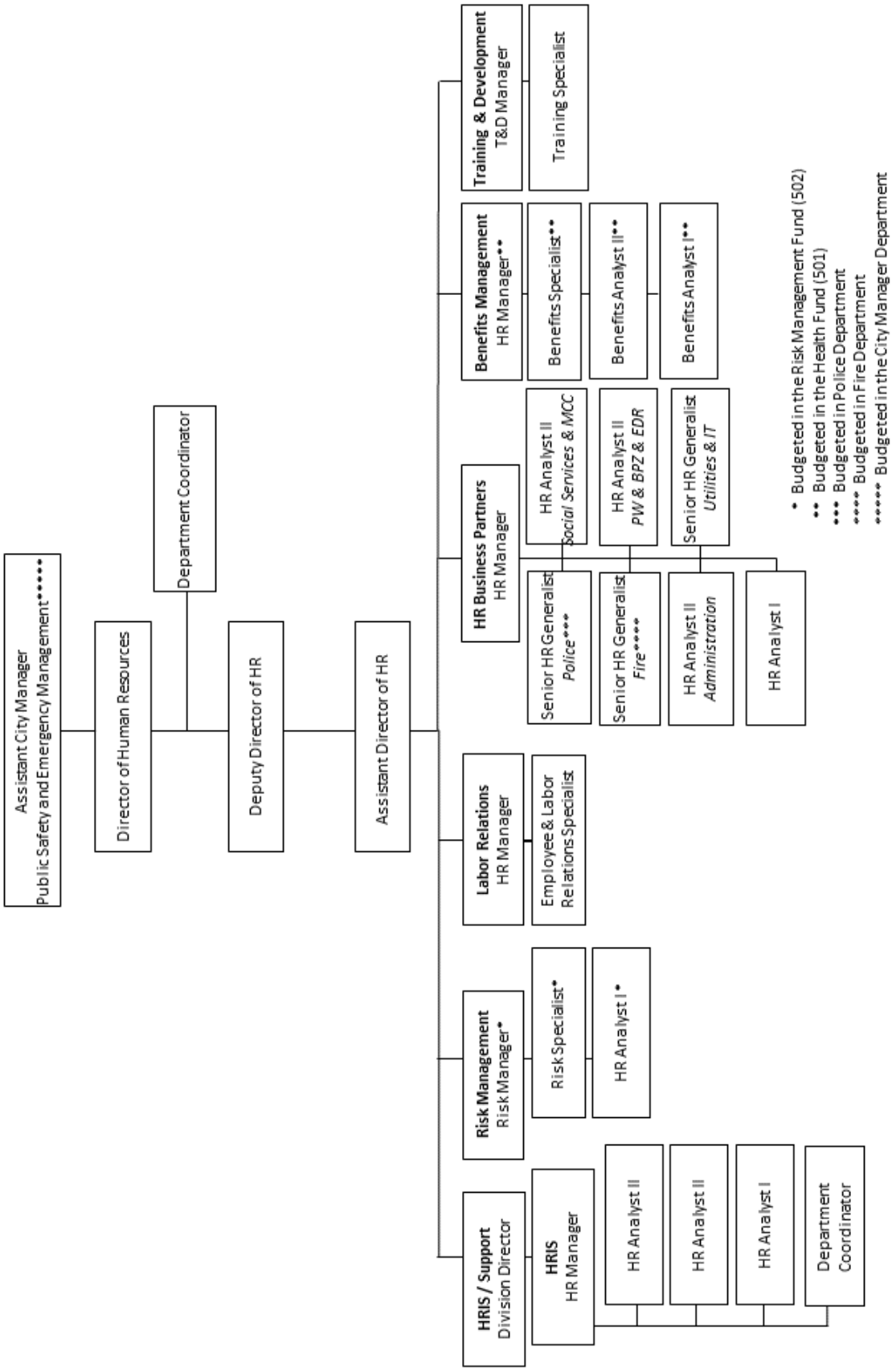
Assistant City Manager
Public Safety and Emergency Management*****
Director of Human Resources
Department Coordinator
Deputy Director of HR
Assistant Director of HR
HRIS / Support
Division Director
HRIS
HR Manager
HR Analyst II
HR Analyst II
HR Analyst I
Department
Coordinator
Risk Management
Risk Manager*
Risk Specialist*
HR Analyst I*
Labor Relations
HR Manager
Employee & Labor
Relations Specialist
HR Business Partners
HR Manager
Senior HR Generalist
Police***
HR Analyst II
Social Services & MCC
Senior HR Generalist
Fire****
HR Analyst II
PW & BPZ & EDR
HR Analyst II
Administration
Senior HR Generalist
Utilities & IT
HR Analyst I
Benefits Management
HR Manager**
Benefits Specialist**
Benefits Analyst II**
Benefits Analyst I**
Training & Development
T&D Manager
Training Specialist
* Budgeted in the Risk Management Fund (502)
** Budgeted in the Health Fund (501)
*** Budgeted in Police Department
**** Budgeted in Fire Department
***** Budgeted in the City Manager Department

Revenue and Expenditures Summary

	FY 2021 Actual	FY 2022 Actual	FY 2023 Budget	FY 2023 Revised	FY 2024 Budget
Beginning Fund Balance	**$ 9,808,244**	**$ 12,186,705**	**$ 13,924,268**	**$ 13,924,268**	**$ 12,168,468**
Revenues By Category					
General Taxes	$ —	$ —	$ —	$ —	$ —
Permits, Fees, Special Assessment	—	—	—	—	—
Intergovernmental Revenues	—	—	—	—	—
Charges for Services	6,365,440	8,618,978	8,202,900	8,202,900	8,056,500
Fines & Forfeitures	—	—	—	—	—
Miscellaneous Revenues	1,418,142	940,702	472,600	472,600	635,700
Appropriation of Fund Balance	—	—	1,755,800	1,755,800	3,487,100
Transfer In	—	—	—	—	—
Total	**$ 7,783,582**	**$ 9,559,680**	**$ 10,431,300**	**$ 10,431,300**	**$ 12,179,300**
Expenditures By Category					
Personnel Services	$ 487,724	$ 714,153	$ 444,900	$ 444,900	$ 467,500
Operating Expense	4,917,397	7,107,965	9,986,400	9,986,400	11,711,800
Capital Outlay	—	—	—	—	—
Grants & Aids	—	—	—	—	—
Total Operating Expenditures	**$ 5,405,120**	**$ 7,822,118**	**$ 10,431,300**	**$ 10,431,300**	**$ 12,179,300**
Capital Improvement Program	—	—	—	—	—
Capital Asset Clearing	—	—	—	—	—
Other Uses	—	—	—	—	—
Debt Service	—	—	—	—	—
Transfers	—	—	—	—	—
Appropriated Fund Balance	—	—	—	—	—
Total	**$ 5,405,120**	**$ 7,822,118**	**$ 10,431,300**	**$ 10,431,300**	**$ 12,179,300**
Excess/Deficiency	$ 2,378,462	$ 1,737,562	$ —	$ —	$ —
Appropriated Fund Balance	—	—	—	—	—
Appropriation of Fund Balance	—	—	(1,755,800)	(1,755,800)	(3,487,100)
Ending Fund Balance	**$ 12,186,705**	**$ 13,924,268**	**$ 12,168,468**	**$ 12,168,468**	**$ 8,681,368**

Operating Revenues

Object #	Account Description	FY 2021 Actual	FY 2022 Actual	FY 2023 Budget	FY 2023 Revised	FY 2024 Budget
	Charges for Services					
341200	Internal Svcs Charge	$ 689,000	$ 2,942,500	$ 2,436,900	$ 2,436,900	$ 2,289,500
341203	City Contribution - WC	5,676,440	5,676,478	5,766,000	5,766,000	5,767,000
	Sub-total	6,365,440	8,618,978	8,202,900	8,202,900	8,056,500
	Miscellaneous Revenues					
361100	Int Earnings	28,399	75,866	125,500	125,500	335,600
361101	FLPALM Int Earnings	—	45,857	90,000	90,000	100,000
361200	Dividend Income	72	—	100	100	100
361103	FLSTAR Int Earnings	6	37,439	70,000	70,000	50,000
369300	Insurance Recoveries	1,389,665	781,541	187,000	187,000	150,000
	Sub-total	1,418,142	940,702	472,600	472,600	635,700
	Other Sources					
399999	Appropriation Of Fund Balance	—	—	1,755,800	1,755,800	3,487,100
	Sub-total	—	—	1,755,800	1,755,800	3,487,100
	Total	**$ 7,783,582**	**$ 9,559,680**	**$ 10,431,300**	**$ 10,431,300**	**$ 12,179,300**

Description—Fund 502

Risk Management is responsible for managing the risk programs for the City. This includes the self-insurance for liability and workers' compensation and providing a safety net from catastrophic risk and implementation of loss control programs to reduce exposure and mitigate cost.

The Human Resources Department manages the Risk Management Program. As indicated in the Position Detail, this program is comprised of three (3) full-time budgeted positions.

FY 2023 Accomplishments

- 7% decrease in claim payments in FY23 compared to FY22.
- 3% more claims were closed in FY23 compared to FY22.
- Reorganized the Safety Review Board and held regular scheduled meetings.
- Updated Safety Review Board's Administrative Policy Directive and Procedure (APDP).
- Ongoing Defensive Driving training/re-training for employees involved in accidents.

FY 2024 Goals

- Implement quarterly safety certification training for field workers who need to be certified within their respective areas. This will increase knowledge base and empower employees with the tools to work more safely, improve efficiency, and reduce liability exposure for the city.
- Update the City's Health and Safety Manual to ensure employees are knowledgeable, gain compliance, and thereby reduce the frequency of accidents and injuries by 3%.
- Update the city's statement of values for all properties/assets to achieve the goal of having stability in premiums for the 2024 renewal period.

Vaccination Incentive Raffle Drawing
Shaun Gayle, Assistant City Manager

Program Revenues, Expenditures and Position Summary

	FY 2021 Actual	FY 2022 Actual	FY 2023 Budget	FY 2023 Revised	FY 2024 Budget
Dedicated Revenues					
Risk Management	$ 551,169	$ 768,161	$ 525,500	$ 525,500	$ 548,000
Total	**$ 551,169**	**$ 768,161**	**$ 525,500**	**$ 525,500**	**$ 548,000**
Expenditures by Program					
Risk Management	$ 551,169	$ 768,161	$ 525,500	$ 525,500	$ 548,000
Risk-Non Departmental	4,853,951	7,053,957	9,905,800	9,905,800	11,631,300
Total	**$ 5,405,120**	**$ 7,822,118**	**$ 10,431,300**	**$ 10,431,300**	**$ 12,179,300**
Expenditures by Category					
Personnel Services	$ 487,724	$ 714,153	$ 444,900	$ 444,900	$ 467,500
Operating Expense	4,917,397	7,107,965	9,986,400	9,986,400	11,711,800
Total	**$ 5,405,120**	**$ 7,822,118**	**$ 10,431,300**	**$ 10,431,300**	**$ 12,179,300**
Positions by Program					
Risk Management	3.00	3.50	3.00	3.00	3.00
Total	**3.00**	**3.50**	**3.00**	**3.00**	**3.00**
Position Detail					
Human Resources Analyst I	—	—	1.00	1.00	1.00
Human Resources Analyst II	1.00	2.00	1.00	—	—
Human Resources Generalist	1.00	—	—	—	—
Risk & Labor Relations Manager	1.00	—	—	—	—
Risk Management Specialist	—	—	—	1.00	1.00
Risk Manager	—	1.00	1.00	1.00	1.00
Total FTE's	**3.00**	**3.00**	**3.00**	**3.00**	**3.00**

Risk Management Balanced Scorecard

Measures	Objectives	Series Status	FY 2022 Actual	FY 2023 Actual	FY 2024 Goal
Number of visits to HR's job website	Expand/ Improve the availability and useability of online services for departments, employees and job-seekers	Q4 Actual	28,475.00	61,540.00	
		YTD Actual	303,715.00	208,813.00	
		EOY Target	150,000.00	150,000.00	150,000.00
		% Target	202.48%	139.21%	
		% Goal	100.00%	100.00%	
Number of HR Work Orders Received	Expand/ Improve the availability and useability of online services for departments, employees and job-seekers	Q4 Actual	1,419.00	1,006.00	
		YTD Actual	3,458.00	3,051.00	
		EOY Target	1,500.00	1,500.00	1,500.00
		% Target	230.53%	203.40%	
		% Goal	100.00%	100.00%	
Meets budget target - Expenses	Finances	Q4 Actual	$943,311.18	$986,942.00	
		YTD Actual	$3,326,501.62	$3,711,597.00	
		EOY Target	$3,208,300.00	$3,774,700.00	$4,216,700.00
		% Target	103.68%	98.33%	
		% Goal	100.00%	100.00%	
Meets projected target - Expenses	Finances	Q4 Actual	$943,311.18	$986,942.00	
		YTD Actual	$3,326,501.62	$3,711,597.00	
		EOY Projection	$3,349,400.00	$3,866,120.00	$4,216,700.00
		% Target	99.32%	96.00%	
		% Goal	100.00%	100.00%	
Number of safety training sessions	Implement safety programs to reduce workers compensation claims and lost work days	Q4 Actual	6.00	4.00	
		YTD Actual	13.00	23.00	
		EOY Target	4.00	4.00	4.00
		% Target	325.00%	575.00%	
		% Goal	100.00%	100.00%	

Risk Management Balanced Scorecard

Measures	Objectives	Series Status	FY 2022 Actual	FY 2023 Actual	FY 2024 Goal
Workers' Compensation Claims -YTD Closed % Total	Implement safety programs to reduce workers compensation claims and lost work days	Q4 Actual	12.00%	29.00%	
		YTD Actual	28.00%	34.75%	
		EOY Target	25.00%	25.00%	25.00%
		% Target	112.00%	139.00%	
		% Goal	100.00%	100.00%	
Total number of employees actively participating in training programs	Improve the overall skills of the workforce to adequately support the City's priorities	Q4 Actual	834.00	966.00	
		YTD Actual	3,324.00	4,396.00	
		EOY Target	750.00	750.00	750.00
		% Target	443.20%	586.13%	
		% Goal	100.00%	100.00%	
Number of wellness events held per year	Improve health and well-being of employees by increasing wellness participation and initiatives	Q4 Actual	14.00	7.00	
		YTD Actual	62.00	31.00	
		EOY Target	50.00	30.00	30.00
		% Target	124.00%	103.33%	
		% Goal	100.00%	100.00%	
Diversity & Inclusion monthly events		Q4 Actual	1.00	1.00	
		YTD Actual	7.00	4.00	
		EOY Target	4.00	7.00	7.00
		% Target	175.00%	57.14%	
		% Goal	100.00%	100.00%	
Labor Relations Management meetings		Q4 Actual	3.00	6.00	
		YTD Actual	12.00	7.00	
		EOY Target	4.00	3.00	3.00
		% Target	300.00%	233.33%	
		% Goal	100.00%	100.00%	
Number of Applications Received		Q4 Actual	776.00	964.00	
		YTD Actual	3,107.00	3,887.00	
		EOY Target	1,500.00	1,500.00	1,500.00
		% Target	207.13%	259.13%	
		% Goal	100.00%	100.00%	

Risk Management Balanced Scorecard

Measures	Objectives	Series Status	FY 2022 Actual	FY 2023 Actual	FY 2024 Goal
Close investigations and inquiries within timelines		Q4 Actual	2.00	3.00	
		YTD Actual	10.00	18.00	
		EOY Target	6.00	15.00	15.00
		% Target	166.67%	120.00%	
		% Goal	100.00%	100.00%	
Grievances by union: IAFF, GAME, PBA		Q4 Actual	2.00	1.00	
		YTD Actual	7.00	5.00	
		EOY Target	3.00	4.00	4.00
		% Target	233.33%	125.00%	
		% Goal	100.00%	100.00%	

FY23 actuals (revenues and expenses) are as of 11/08/2023.

End of year targets exclude year-end budget amendments.

Administration
(General Fund 001)

Provides for the equitable administration of the human resources system of the City of Miramar to be consistent with principles of equal employment opportunity, non-discrimination, merit, efficiency and accountability. Collective Bargaining responsibilities are delegated to this program representing about 84% of the workforce. Advises departments on personnel issues and appropriate methods of problem resolution. Oversees all departmental activities and provides departmental support in the areas of procurement, budget, fiscal management, and business planning.

FY 23	FY 24
4.00	4.00

Human Resources IS/Support
(General Fund 001)

Manages and automates core HR processes such as employee performance evaluations, and citywide salary (COLA, Merit, STEP, etc.) increases. Helps to eliminate paper-based and manual HR-related functions and processes.

FY 23	FY 24
11.00	7.00

Division of Civil Rights & Employee Labor Relations
(General Fund 001)

This program is responsible for developing, implementing, monitoring, and enforcing fair employment guidelines.

FY 23	FY 24
2.00	2.00

Benefits Administration
(Health Fund 501)

Provides and administers responsive, cost effective benefit programs including group medical, vision, dental, and life insurance, that meet the needs of the City's employees, retirees and their dependents. Provides retirement counseling and support for the administration of four pension programs.

FY 23	FY 24
3.00	3.00

Risk Management
(Risk Fund 502)

Provides services mandated by federal and state laws and City of Miramar policies and procedures as they apply to employees with disabilities and maintains the City's self-insurance of liability and workers' compensation.

FY 23	FY 24
3.00	3.00

Training & Development
(General Fund 001)

Provide training and development opportunities to support organizational learning, resulting in higher employee satisfaction, commitment, improved performance, productivity, and engagement.

FY 23	FY 24
2.00	2.00

Human Resources Business Partners
(General Fund 001)

Provides direct and primary support to departments and personnel in all areas of HR Administration, including: talent acquisition, workforce planning, compensation and classification, conflict resolution, and HR policies.

FY 23	FY 24
—	5.00

Wellness
(Health Fund 501)

The Wellness Program's objective is to educate employees on the benefits of the adoption and maintenance of healthy habits. Healthy behaviors lead to lower health risks which lead to less chronic diseases and ultimately lower healthcare costs.

FY 23	FY 24
1.00	1.00

Risk Management—Program 061

Description

This program is responsible for managing the risk programs and the self insurance funds for the City of Miramar. This includes monitoring and analyzing liability and workers' compensation claims and implementing education and prevention programs to reduce reduce and mitigate exposure.

	Object Code	FY 2021 Actual	FY 2022 Actual	FY 2023 Budget	FY 2023 Revised	FY 2024 Budget
Dedicated Revenues						
Internal Services Charge	341200	**$ 551,169**	**$ 768,161**	**$ 525,500**	**$ 525,500**	**$ 548,000**
Expenditures by Category						
Personnel Services		$ 494,186	$ 714,507	$ 444,900	$ 444,900	$ 467,500
Operating Expense		56,983	53,655	80,600	80,600	80,500
Departmental Capital Outlay		—	—	—	—	—
Total		**$ 551,169**	**$ 768,161**	**$ 525,500**	**$ 525,500**	**$ 548,000**
Percent of Time by Position						
Human Resources Analyst I		—	—	1.00	1.00	1.00
Human Resources Analyst II		1.00	2.00	1.00	—	—
Human Resources Generalist		1.00	—	—	—	—
Risk & Labor Relations Manager		1.00	0.50	—	—	—
Risk & Labor Relations Specialist		—	—	—	1.00	1.00
Risk Manager		—	1.00	1.00	1.00	1.00
Total		**3.00**	**3.50**	**3.00**	**3.00**	**3.00**

Risk Management Expenditures by Object Code

Risk Management—502-06-061-513-

Object #	Account Description	FY 2021 Actual	FY 2022 Actual	FY 2023 Budget	FY 2023 Revised	FY 2024 Budget
	Personnel Services					
601200	Employee Salaries	$ 303,537	$ 201,829	$ 251,200	$ 251,200	$ 267,100
601205	Lump Sum Payout - Accrued Time	18,322	10,230	12,000	12,000	9,100
601210	Non-Pensionable Earnings	—	1,000	—	—	—
601215	Communication Stipend	6,816	3,550	2,600	2,600	1,300
601220	Longevity Pay	—	—	—	—	2,300
601510	Incentive Pay	—	539,761	—	—	—
602100	FICA & MICA	24,560	55,150	20,300	20,300	21,400
602210	Pension-General	20,277	—	8,500	8,500	24,900
602235	Pension-Senior Mgmt	40,185	(175,982)	44,600	44,600	31,000
602260	Pension-401	8,941	—	—	—	—
602265	Pension-457	12,479	2,732	3,700	3,700	6,300
602300	Pmt In Lieu Of Insurance	—	4,748	5,600	5,600	5,600
602304	Health Insurance-PPO	—	—	—	—	14,600
602305	Health Insurance-HMO	17,633	22,336	9,300	9,300	8,400
602306	Dental Insurance-PPO	1,389	803	600	600	800
602307	Dental Insurance-HMO	—	54	200	200	—
602309	Basic Life	692	914	700	700	800
602311	Long-Term Disability	132	1,870	400	400	1,500
602312	HDHP Aetna	15,156	4,195	14,000	14,000	—
602313	HSA Payflex	2,800	—	2,800	2,800	—
602400	Workers' Compensation	31,900	31,900	28,400	28,400	32,400
602500	Unemployment Comp	—	6,792	40,000	40,000	40,000
602600	OPEB	(10,634)	2,624	—	—	—
	Sub-Total	494,186	714,507	444,900	444,900	467,500
	Operating Expense					
603041	Driver's License Check	4,000	4,120	6,000	5,200	6,000
603141	Existing Employee Screening	5,438	4,108	5,000	5,800	5,000
603190	Prof Svcs-Other	—	—	—	5,000	—
603470	Temporary Help	16,008	—	—	—	—
604001	Travel & Training	325	2,524	12,500	12,500	12,500
604301	Electricity Svcs	1,862	3,174	3,100	3,100	3,200
604500	Risk Internal Svcs Charge	3,100	9,600	10,900	10,900	10,200
604550	Health Ins Internal Serv Chg	5,100	2,700	2,600	2,600	4,300
604700	Printing & Binding Svc	—	68	1,300	1,300	1,300
604920	License & Permit Fees	120	—	500	500	500
604989	IT Internal Svcs Charge	17,900	25,200	21,500	21,500	20,300
605100	Office Supplies	122	151	500	500	500
605290	Other Operating Supplies	—	—	1,000	1,000	1,000
605410	Subscriptions & Memberships	1,226	919	1,300	1,300	1,300
605500	Training-General	615	1,091	8,400	3,400	8,400
605510	Tuition Reimbursement	1,168	—	6,000	6,000	6,000
	Sub-Total	56,983	53,655	80,600	80,600	80,500
	Total	**$ 551,169**	**$ 768,161**	**$ 525,500**	**$ 525,500**	**$ 548,000**

Risk Management Expenditures by Object Code

Non-Departmental—502-90-000-513-

Object #	Account Description	FY 2021 Actual	FY 2022 Actual	FY 2023 Budget	FY 2023 Revised	FY 2024 Budget
	Personnel Services					
601600	Compensated Absences	$ (6,462)	$ (354)	$ —	$ —	$ —
	Sub-Total	(6,462)	(354)	—	—	—
	Operating Expense					
603127	Legal Svc-Litigation	13,327	27,207	50,000	50,000	50,000
603135	Medical Review Fees	585	195	5,000	5,000	5,000
603190	Prof Svcs-Other	—	—	1,600	1,100	1,600
603470	Temporary Help	5,134	—	—	—	—
604501	Surety Bonds Premium	2,764,542	3,197,303	3,665,000	4,065,000	5,650,000
604504	State Workers Comp Prem	16,088	19,769	50,000	50,000	20,000
604620	R&M Buildings	—	—	—	100,500	—
604905	Bank Svc Charges	1,191	3,052	3,200	3,200	4,200
604941	Ins Claims-Workers' Comp	1,566,233	2,846,880	2,926,000	2,926,000	3,011,000
604942	Ins Claims-Liability	265,326	623,282	1,500,000	1,500,000	1,500,000
604943	Ins Claims-Property	214,537	302,547	450,000	350,000	450,000
604945	Ins.Claims-Fire F.S. 112.816	13,452	34,076	55,000	55,000	100,000
604998	Contingency	—	—	1,200,000	800,000	839,500
	Sub-Total	4,860,413	7,054,311	9,905,800	9,905,800	11,631,300
	Total	**$ 4,853,951**	**$ 7,053,957**	**$ 9,905,800**	**$ 9,905,800**	**$ 11,631,300**

Risk Management Budget Justification

Object #	Account Description	Justification
Revenue		
341200	Internal Service Charge	Revenues for this fund are reimbursed from other funds for property and liability insurance and services.
341203	City Contribution - WC	Revenues for this line item arise from an internal service charge against each City department that is based on each department's historically estimated yearly liability and workers' compensation loss exposures.
361100	Int Earnings	Revenues received from interest and Pooled cash earnings allowance and is allocated across funds based on the cash balance of each fund as compared to the total cash, unless directly related to a specific investment instrument.
361101	FLPALM Int Earnings	Revenues for this fund are reimbursed from other funds for property and liability insurance and services.
361103	FLSTAR Int Earnings	Revenues for this fund are reimbursed from other funds for property and liability insurance and services.
361200	Dividend Income	This represents the return earned on the Wells Fargo Government Money Market Fund Sweep account.
369300	Insurance Recoveries	Reimbursement for property and liability claims from insurance companies.
399999	Appropriation Of Fund Balance	This account is used to budget for a portion of fund balance needed to cover all budgeted expenses.
Expense		
602500	Unemployment Comp	This is for payments to former employees who apply for unemployment compensation from the State.
603041	Driver's License Check	APDP 8.1.1 requires Human Resources/ Risk Management to conduct a drivers' license record check on every City employee (who drives or may drive City vehicles), at least once a year, to ensure compliance.
603127	Legal Svc-Litigation	This is for costs related to litigation matters.
603135	Medical Review Fees	For medical review fees.
603141	Existing Employee Screening	This account is for legally required Drivers' License Checks for drivers of City vehicles, including fire and police, done randomly and semi-annually.
603190	Prof Svcs-Other	This account is for professional support of vendors for computer related goods and services which are typically associated with voice and data infrastructure and incident resolution outside the scope of staff expertise.
604001	Travel & Training	This account is for out-of-town travel and accommodations for specialized training and certification courses or conferences, which includes registration, airline travel, meals, etc.
604301	Electricity Svcs	This account represents allocated costs for electricity usage.
604500	Risk Internal Svcs Charge	This account represents allocated property and liability insurance premiums as provided by HR-Risk Management.
604501	Surety Bonds Premium	Expenditures from this line item represent insurance premiums paid annually by the City for property and liability insurance/excess and primary, claims administration, and loss control consulting services.
604504	State Workers Comp Prem	Expenditures from this line item represent insurance premiums paid annually by the City for excess Workers Compensation insurance, claims administration, and State of Florida Workers Compensation administrating and special disability trust fund self-insurer assessments.
604550	Health Ins Internal Serv Chg	Funds the City's wellness program that encourage employees to adopt healthy habits through education, incentives and an on-site clinic.
604700	Printing & Binding Svc	Printing campaign materials for risk prevention programs and benefit educational campaigns to be distributed city-wide to employees.
604905	Bank Svc Charges	This is for analyzed bank services charges for handling Pooled cash accounts. Allocated amount is based on each fund cash balance.
604920	License & Permit Fees	This represents new/renewal licenses of vehicles, professional licenses and various other renewals; permitting & plans.
604941	Ins Claims-Workers' Comp	Expenditures for this line item account for the medical indemnity, managed care, and legal aspects of each Workers Compensation claim.
604942	Ins Claims-Liability	Expenditures from this line account for all costs associated with the defense of all liability claims presented to the City including, but not limited to settlement offers, legal fees, private investigators, and independent medical examinations.
604943	Ins Claims-Property	Expenditures from this line item account for all self-insured property, automobile physical damage, and electronic data processing losses that the City sustains on an annual basis.

Object #	Account Description	Justification
604945	Ins.Claims-Fire F.S. 112.816	The funds budgeted in this account are used to reimburse Fire employees for qualifying insurance claims.
604989	IT Internal Svcs Charge	This account is for technology related costs such as leased computers, internet, intranet, land lines, network, telephone, software licenses, database needs and support services.
604998	Contingency	This account represents contingency funds for unexpected occurrences, such as Worker's Compensation claims.
605100	Office Supplies	Costs for office supplies for the division to include; pens, note pads, printer paper, desk tools, etc.
605290	Other Operating Supplies	This line item is for various supplies that are not budgeted in any other line item and are unexpected expenditures.
605410	Subscriptions & Memberships	This account is for memberships in professional associations, subscriptions and for books, manuals and publications necessary for staff to retain professional and technical certifications. Some memberships & publications include: Worker's Compensation Claims Professional (WCCP), NASP (National Association of Safety Professional), Safety Council, IASP/NASP, etc.
605500	Training-General	This account is for attendance to various seminars and trainings locally.
605510	Tuition Reimbursement	Education assistance to permanent employees that is associated with a certificate or degree program at a community college or state college/university. Education must be related to the employee's present position or have the ability to assist in a promotional opportunity. The cost covers books and lab fees associated with the course.

MIRAMAR
BEAUTY AND PROGRESS
EST 1955

Fleet Maintenance Fund

Fleet Maintenance Organizational Chart

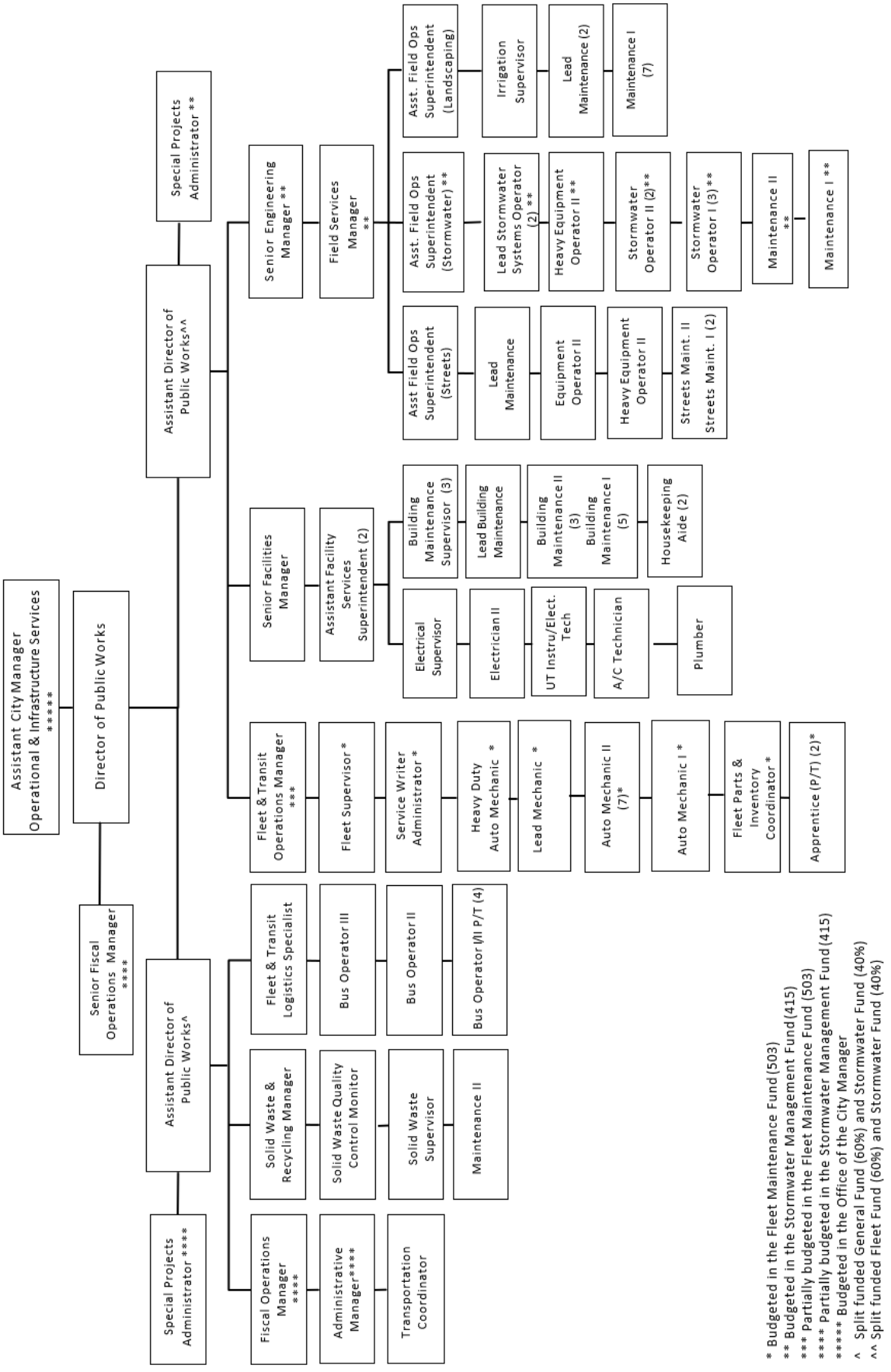

Revenues and Expenditures Budget Summary

	FY 2021 Actual	FY 2022 Actual	FY 2023 Budget	FY 2023 Revised	FY 2024 Budget
Beginning Fund Balance	**$ 12,668,528**	**$ 11,456,774**	**$ 11,857,778**	**$ 11,857,778**	**$ 2,285,770**
Revenues By Category					
General Taxes	$ —	$ —	$ —	$ —	$ —
Permits, Fees, Special Assessment	—	—	—	—	—
Intergovernmental Revenues	76,675	89,363	90,000	90,000	90,000
Charges for Services	2,981,000	5,087,300	6,291,200	6,291,200	8,639,700
Fines & Forfeitures	—	—	—	—	—
Miscellaneous Revenues	32,864	70,965	143,800	143,800	238,200
Appropriation of Fund Balance	—	—	294,300	9,572,008	—
Transfer In	—	—	—	—	—
Total	**$ 3,090,539**	**$ 5,247,628**	**$ 6,819,300**	**$ 16,097,008**	**$ 8,967,900**
Expenditures By Category					
Personnel Services	$ 1,441,939	$ 1,871,619	$ 1,785,400	$ 1,785,400	$ 1,863,500
Operating Expense	1,306,756	1,510,766	1,481,600	1,810,500	1,701,800
Capital Outlay	1,986,431	1,342,635	3,472,300	12,492,108	5,322,600
Grants & Aids	—	—	—	—	—
Total Operating Expenditures	**$ 4,735,125**	**$ 4,725,020**	**$ 6,739,300**	**$ 16,088,008**	**$ 8,887,900**
Capital Improvement Program	—	—	—	—	—
Capital Asset Clearing	(1,928,638)	(1,251,032)	—	—	—
Other Uses	1,495,806	1,372,637	80,000	9,000	80,000
Debt Service	—	—	—	—	—
Transfers	—	—	—	—	—
Appropriated Fund Balance	—	—	—	—	—
Total	**$ 4,302,293**	**$ 4,846,625**	**$ 6,819,300**	**$ 16,097,008**	**$ 8,967,900**
Excess/Deficiency	$ (1,211,754)	$ 401,004	$ —	$ —	$ —
Appropriated Fund Balance	—	—	—	—	—
Appropriation of Fund Balance	—	—	(294,300)	(9,572,008)	—
Ending Fund Balance	**$ 11,456,774**	**$ 11,857,778**	**$ 11,563,478**	**$ 2,285,770**	**$ 2,285,770**

Operating Revenues

Object #	Account Description	FY 2021 Actual	FY 2022 Actual	FY 2023 Budget	FY 2023 Revised	FY 2024 Budget
	Charges for Services					
341200	Internal Svcs Charge	$ 2,913,000	$ 2,616,400	$ 3,420,200	$ 3,420,200	$ 4,163,200
	Sub-total	2,913,000	2,616,400	3,420,200	3,420,200	4,163,200
	Other Sources					
337401	Fuel Surcharge	76,675	89,363	90,000	90,000	90,000
341230	Vehicle Replacement Program	68,000	2,470,900	2,871,000	2,871,000	4,476,500
361100	Int Earnings	13,725	78,441	143,700	143,700	238,100
361200	Dividend Income	70	—	100	100	100
364101	Disp of Fixed Assets-Prop	—	(7,476)	—	—	—
369300	Insurance Recoveries	19,069	—	—	—	—
399900	CIP Carryover	—	—	—	9,277,708	—
399999	Appropriation Of Fund Balance	—	—	294,300	294,300	—
	Sub-total	177,539	2,631,228	3,399,100	12,676,808	4,804,700
	Total	**$ 3,090,539**	**$ 5,247,628**	**$ 6,819,300**	**$ 16,097,008**	**$ 8,967,900**

Description—Fund 503

Fleet Maintenance is managed by the Public Works Department and operates as an Internal Service Fund (ISF). The expenses charged to this fund are for service and repair cost of City vehicles. ISF operates on a cost reimbursement basis for services provided to participant departments and when necessary, adjustments are made to Internal Service Charges as a result of changes in cost structure or service levels. Fleet Maintenance is responsible for the maintenance and repairs of all City owned vehicles, generators, fuel tanks along with fuel procurement, and inventory management.

As indicated in the Position Detail, this program is comprised of 15.1 budgeted positions, 14.1 full-time and two (1 FTE) part-time employees which are managed by the Public Works Department. The major program provided is Fleet Maintenance.

FY 2023 Accomplishments

- Purchased 57 vehicles, 2 Fire Rescue and 1 Forklift.
- Completed repairs to the Fuel Depot.
- Completed auction of 30 used vehicles and equipment.

FY 2024 Goals

- Purchase 57 vehicles, 1 Fire Rescue, and 1 Fire Pumper.
- Repair underground fuel line at Fire Station 84.
- Renewal and Replacement of fuel depot assets.

Part of the City's Fleet of Vehicles

Program Revenues, Expenditures and Position Summary

	FY 2021 Actual	FY 2022 Actual	FY 2023 Budget	FY 2023 Revised	FY 2024 Budget
Dedicated Revenues					
Internal Services Charge	**$ 4,677,761**	**$ 4,715,445**	**$ 6,738,100**	**$ 8,810,496**	**$ 8,886,100**
Expenditures by Program					
Fleet Maintenance	**$ 4,677,761**	**$ 4,715,445**	**$ 6,738,100**	**$ 8,810,496**	**$ 8,886,100**
Expenditures by Category					
Personnel Services	$ 1,451,831	$ 1,892,208	$ 1,785,400	$ 1,785,400	$ 1,863,500
Operating Expense	1,265,968	1,509,932	1,480,400	1,723,300	1,700,000
Capital Outlay	1,959,962	1,313,304	3,472,300	5,301,796	5,322,600
Total	**$ 4,677,761**	**$ 4,715,445**	**$ 6,738,100**	**$ 8,810,496**	**$ 8,886,100**
Position Detail					
Apprentice - Part-time (2)	1.00	1.00	1.00	1.00	1.00
Assistant Director of Public Works*	0.60	0.60	0.60	0.60	0.60
Auto Mechanic I	1.00	—	1.00	1.00	1.00
Auto Mechanic II	6.00	7.00	7.00	7.00	7.00
Fleet & Transit Operations Manager	0.50	0.50	0.50	0.50	0.50
Fleet Parts & Inventory Coordinator	1.00	1.00	1.00	1.00	1.00
Fleet Supervisor	1.00	1.00	1.00	1.00	1.00
Heavy-Duty Auto Mechanic	—	—	—	1.00	1.00
Lead Mechanic	—	1.00	1.00	1.00	1.00
Maintenance I	—	—	1.00	—	—
Service Writer Administrator	1.00	1.00	1.00	1.00	1.00
Small Engine Mechanic	1.00	—	—	—	—
Total FTE's	**13.10**	**13.10**	**15.10**	**15.10**	**15.10**

** Position split with Public Works-Stormwater Program .40 (Fund 415).*

Fleet Maintenance Balanced Scorecard

Measures	Objectives	Series Status	FY 2022 Actual	FY 2023 Actual	FY 2024 Goal
Annual number of PMs completed	Provide fast and reliable service.	Q4 Actual	216.00	208.00	
		YTD Actual	759.00	1,484.00	
		EOY Target	3,460.00	3,460.00	3,460.00
		% Target	21.94%	42.89%	
		% Goal	100.00%	100.00%	
% of rework on repairs	Provide fast and reliable service.	Q4 Actual	1.00%	1.00%	
		YTD Actual	4.00%	13.00%	
		EOY Target	1.00%	3.00%	3.00%
		% Target	400.00%	433.33%	
		% Goal	100.00%	100.00%	
Meets budget target - Expenses	Finances	Q4 Actual	$1,810,876.15	$1,266,703.00	
		YTD Actual	$4,521,331.51	$4,475,685.00	
		EOY Target	$15,377,024.61	$8,810,496.00	$8,886,100.00
		% Target	29.40%	50.80%	
		% Goal	100.00%	100.00%	
Meets projected target - Expenses	Finances	Q4 Actual	$1,810,876.15	$1,266,703.00	
		YTD Actual	$4,521,331.51	$4,475,685.00	
		EOY Projection	$6,689,700.00	$8,736,961.00	$8,886,100.00
		% Target	67.59%	51.23%	
		% Goal	100.00%	100.00%	
Meets budget target - Revenues	Finances	Q4 Actual	$1,347,031.25	$1,742,990.00	
		YTD Actual	$5,255,104.21	$6,867,437.00	
		EOY Target	$15,377,024.61	$16,097,008.00	$8,967,900.00
		% Target	34.18%	42.66%	
		% Goal	100.00%	100.00%	

Fleet Maintenance Balanced Scorecard

	Measures	Objectives	Series Status	FY 2022 Actual	FY 2023 Actual	FY 2024 Goal
↑	Meets projected target - Revenues	Finances	Q4 Actual	$1,347,031.25	$1,742,990.00	
			YTD Actual	$5,255,104.21	$6,864,437.00	
			EOY Projection	$6,689,700.00	$6,381,200.00	$ 8,967,900.00
			% Target	78.56%	107.57%	
			% Goal	100.00%	100.00%	
↑	Average repair cost for light, medium and heavy-duty vehicles	Improve Cost Effectiveness.	Q4 Actual	$3,500.00	$979.00	
			YTD Actual	$2,686.25	$1,004.50	
			EOY Target	$1,120.00	$1,120.00	$1,120.00
			% Target	239.84%	89.69%	
			% Goal	100.00%	100.00%	
↑	Avg. Monthly Productive Hours	Mechanics Productivity.	Q4 Actual	916.00	784.00	
			YTD Actual	1,183.00	1,556.75	
			EOY Target	1,100.00	1,100.00	1,100.00
			% Target	107.55%	141.52%	
			% Goal	100.00%	100.00%	
↑	Number of training sessions attended (per mechanic)	Develop staff and management expertise through organized and individual educational opportunities.	Q4 Actual	0.00	3.00	
			YTD Actual	1.00	9.00	
			EOY Target	2.00	2.00	2.00
			% Target	50.00%	450.00%	
			% Goal	100.00%	100.00%	

FY23 actuals (revenues and expenses) are as of 11/08/2023.

End of year targets exclude year-end budget amendments.

Fleet Maintenance FTE's by Program

Administration
(General Fund 001)

Provides overall direction, support and leadership of the department through efficient and effective management of all departmental programs.

FY 23	FY 24
3.45	3.45

Building Maintenance
(General Fund 001)

Responsible for providing scheduled preventative maintenance of building facilities, such as cleaning HVAC vents, light fixtures, roof gutters and drains and down spouts thereby maintaining the building structural integrity.

FY 23	FY 24
19.50	21.50

Streets Maintenance
(General Fund 001)

Encompasses Street Sweeping, Street Light Maintenance, Pavement Maintenance, Sidewalk, Curb and Gutter Maintenance, and Sign Maintenance.

FY 23	FY 24
8.00	8.00

Community Shuttle Service
(General Fund 001)

Provides demand-responsive community shuttle bus service which operates in conjunction with Broward County Transit.

FY 23	FY 24
5.50	5.50

Landscape Maintenance
(General Fund 001)

Encompasses inspection and landscape maintenance of city properties, including Rights-of-Way Landscape material, Irrigation Repair and Maintenance, and General Landscape mowing services.

FY 23	FY 24
10.00	10.00

Solid Waste Management
(General Fund 001)

Provides solid waste services to all residents and commercial properties within the City of Miramar utilizing semi-automated service.

FY 23	FY 24
7.65	5.65

Stormwater Management
(Stormwater Fund 415)

Provides maintenance, repair and improvements to the City Stormwater Management System Infrastructure.

FY 23	FY 24
15.80	16.80

Fleet Maintenance
(Fleet Fund 503)

Provides cost effective maintenance and repair of all City vehicles and operates an effective Vehicle Replacement Program.

FY 23	FY 24
15.10	15.10

Fleet Maintenance Expenditures by Object Code

Fleet Maintenance - 503-50-521-519-

Object #	Account Description	FY 2021 Actual	FY 2022 Actual	FY 2023 Budget	FY 2023 Revised	FY 2024 Budget
	Personnel Services					
601200	Employee Salaries	$ 777,887	$ 850,596	$ 1,009,000	$ 1,009,000	$ 1,067,800
601205	Lump Sum Payout - Accrued Time	58,337	103,385	57,900	57,900	60,100
601215	Communication Stipend	3,640	3,640	3,400	3,400	4,100
601220	Longevity Pay	6,382	7,991	8,500	8,500	9,600
601400	Overtime-General	28,666	29,198	37,900	37,900	37,900
601410	Overtime-Holiday	192	75	—	—	—
602100	FICA & MICA	63,667	72,582	83,600	83,600	88,700
602210	Pension-General	96,969	423,680	157,100	157,100	120,300
602235	Pension-Senior Mgmt	15,763	(53,496)	—	—	—
602265	Pension-457	9,181	9,665	9,600	9,600	10,000
602304	Health Insurance-PPO	69,682	55,949	51,200	51,200	64,100
602305	Health Insurance-HMO	143,887	156,628	169,100	169,100	162,900
602306	Dental Insurance-PPO	5,691	5,501	5,700	5,700	5,100
602307	Dental Insurance-HMO	569	556	700	700	1,100
602309	Basic Life	1,868	2,826	2,900	2,900	3,100
602311	Long-Term Disability	1,490	2,438	1,400	1,400	6,000
602312	HDHP Aetna	—	—	—	—	7,100
602313	HSA Payflex	—	—	—	—	1,600
602400	Workers' Compensation	210,500	210,500	187,400	187,400	214,000
602600	OPEB	(42,539)	10,495	—	—	—
	Sub-Total	1,451,831	1,892,208	1,785,400	1,785,400	1,863,500
	Operating Expense					
603400	Contract Svc-Other	2,550	2,280	2,800	2,800	2,800
603425	Software License & Maint	37,485	49,955	48,600	48,600	48,700
604001	Travel & Training	—	—	5,100	—	5,100
604100	Communication Services	665	—	1,800	1,800	1,800
604300	Water/Wastewater Svc	13,309	13,881	15,200	15,200	11,600
604301	Electricity Svcs	75,757	125,134	132,200	132,200	136,300
604402	Leased Vehicles	(7,580)	—	—	—	—
604500	Risk Internal Svcs Charge	11,300	48,200	39,600	39,600	37,200
604550	Health Ins Internal Serv Chg	67,200	36,300	34,700	34,700	32,100
604610	Fleet Internal Svcs Charge	35,400	31,800	41,500	41,500	50,500
604613	Vehicle Detail	415	970	1,000	1,000	1,000
604615	R&M Fuel Maintance Sys	49,698	61,567	51,300	62,399	126,300
604616	Reimbursable Parts	553,635	762,393	625,000	805,000	705,000
604617	Reimbursable Services	286,678	246,382	315,000	385,000	365,000
604640	R&M Machinery	14,233	9,713	10,000	10,000	10,000
604700	Printing & Binding Svc	202	268	300	300	300
604905	Bank Svc Charges	—	680	600	600	1,000
604920	License & Permit Fees	350	2,390	2,800	2,800	2,800
604989	IT Internal Svcs Charge	69,300	94,400	93,900	93,900	102,400
605100	Office Supplies	1,370	786	1,700	1,700	1,700
605120	Computer Operating Expenses	—	2,926	—	—	—
605220	Vehicle Fuel-On-Site	3,202	2,954	4,500	4,500	5,000
605240	Uniforms Cost	6,365	6,701	7,400	7,400	7,900
605242	Protective Clothing	—	—	700	700	700
605246	Safety Supplies	961	198	800	800	800
605251	Noncap Equip (Item less 5000)	30,000	8,706	30,000	16,901	30,000
605252	Small Tools	11,481	685	2,200	2,200	2,300
605290	Other Operating Supplies	554	664	3,200	3,200	3,200
605410	Subscriptions & Memberships	—	—	500	500	500
605500	Training-General	1,440	—	8,000	8,000	8,000
	Sub-Total	1,265,968	1,509,932	1,480,400	1,723,300	1,700,000

Fleet Maintenance Expenditures by Object Code

Object #	Account Description	FY 2021 Actual	FY 2022 Actual	FY 2023 Budget	FY 2023 Revised	FY 2024 Budget
	Departmental Capital Outlay					
606400	Machinery & Equipment	—	—	—	157,100	—
606405	Furniture & Fixtures	—	—	250,000	146,000	250,000
606440	Vehicles Purchase	1,959,962	1,265,604	3,165,300	4,941,696	4,954,800
606441	Vehicle Replacement Program	—	47,700	57,000	57,000	117,800
	Sub-Total	1,959,962	1,313,304	3,472,300	5,301,796	5,322,600
	Total	**$ 4,677,761**	**$ 4,715,445**	**$ 6,738,100**	**$ 8,810,496**	**$ 8,886,100**

Non-Departmental—503-90-000-590-

Object #	Account Description	FY 2021 Actual	FY 2022 Actual	FY 2023 Budget	FY 2023 Revised	FY 2024 Budget
	Personnel Services					
601600	Compensated Absences	$ (9,893)	$ (20,589)	$ —	$ —	$ —
	Sub-Total	(9,893)	(20,589)	—	—	—
	Operating Expense					
604615	R&M Fuel Maintance Sys	25,000	—	—	86,000	—
604630	R&M Electric	7,776	—	—	—	—
604905	Bank Svc Charges	1,092	834	1,200	1,200	1,800
605251	Noncap Equip (Item less 5000)	6,920	—	—	—	—
	Sub-Total	40,788	834	1,200	87,200	1,800
	Departmental Capital Outlay					
606209	Infrastructure Renovations	12,601	—	—	31,499	—
606400	Machinery & Equipment	13,867	16,089	—	20,000	—
606405	Furniture & Fixtures	—	13,242	—	4,000	—
606498	Vehicle Replacement Reserve	—	—	—	7,134,812	—
	Sub-Total	26,468	29,331	—	7,190,311	—
	Other Uses					
609906	Renewal & Replace Reserve	8,019	—	80,000	9,000	80,000
	Sub-Total	8,019	—	80,000	9,000	80,000
	Total	**$ 65,383**	**$ 9,575**	**$ 81,200**	**$ 7,286,511**	**$ 81,800**

Unassigned—503-00-000-000-

Object #	Account Description	FY 2021 Actual	FY 2022 Actual	FY 2023 Budget	FY 2023 Revised	FY 2024 Budget
	Depreciation					
605910	Depreciation-Gen Gov't	$ 308,110	$ 250,830	$ —	$ —	$ —
605911	Depreciation-Pub Safety	1,072,885	1,033,502	—	—	—
605913	Depreciation-Comm Svcs	106,791	88,304	—	—	—
	Sub-Total	1,487,787	1,372,637	—	—	—
	Capital Asset Clearing					
606900	Capital Asset Clearing Account	(1,928,638)	(1,251,032)	—	—	—
	Sub-Total	(1,928,638)	(1,251,032)	—	—	—
	Total	**$ (440,851)**	**$ 121,605**	**$ —**	**$ —**	**$ —**

Fleet Maintenance Budget Justification

Object #	Account Description	Justification
Revenue		
337401	Fuel Surcharge	This revenue source is used to fund maintenance and management costs associated with operating the City's Fuel Depot located at the Wastewater Reclamation Facility.
341200	Internal Service Charge	Revenues for this fund are reimbursed from other funds based on the usage for the repair and maintenance of all city vehicles and heavy equipment.
341230	Vehicle Replacement Program	This revenue is for the Governmental departments charges for the City's vehicle replacement program, including escrow amounts for future replacements.
361100	Int Earnings	Revenues received from interest and Pooled cash earnings allowance and is allocated across funds based on the cash balance of each fund as compared to the total cash, unless directly related to a specific investment instrument.
361200	Dividend Income	This represents the return earned on the Wells Fargo Government Money Market Fund Sweep account.
Expense		
601400	Overtime-General	This is required for emergency repairs to City vehicles after normal business hours.
603400	Contract Svc-Other	This amount is for contractual services related to fleet systems and engine analysis.
603425	Software License & Maint	This amount is for annual renewal of various database management license systems utilized by fleet mechanics in the repair and maintenance of city vehicles.
604001	Travel & Training	This account is for out-of-county/state travel for conference/seminar, registration, airline, hotel, meals, etc., for two mechanics to attend EVT Training in Ocala, FL.
604100	Communication Services	This amount covers the cost for GPS communication services.
604300	Water/Wastewater Svc	This line item presents the cost for water and wastewater usage at the Fleet Maintenance Facility.
604301	Electricity Svcs	This account represents allocated costs for electricity usage.
604500	Risk Internal Svcs Charge	This is a restricted account for allocated property and liability insurance premiums as provided by HR-Risk Management.
604550	Health Ins Internal Serv Chg	Funds the City's wellness program that encourage employees to adopt healthy habits through education, incentives and an on-site clinic.
604610	Fleet Internal Svcs Charge	This account represents costs associated with repair and maintenance of city vehicles.
604613	Vehicle Detail	This line is for costs associated with vehicle cleanliness and general upkeep.
604615	R&M Fuel Maintance Sys	This amount is related to the maintenance and fuel management of the City's Fuel Depot island.
604616	Reimbursable Parts	This line item is associated with procuring parts used in the repair and maintenance of city vehicles and equipment and is reimbursed by user departments.
604617	Reimbursable Services	This line item is associated with outsourcing repair of city vehicles and equipment.
604640	R&M Machinery	This line item is for the repair and maintenance of various machinery such as vehicle lifts, air compressor, wheel alignments that are utilized in the repair and maintenance of city vehicles.
604700	Printing & Binding Svc	This line item is for printing new service road call stickers, evaluation survey hangers for City vehicle maintenance and parts request forms.
604905	Bank Svc Charges	This is for analyzed bank services charges for handling Pooled cash accounts. Allocated amount is based on each fund cash balance.
604920	License & Permit Fees	This line item is for permits such as underground fuel tanks, flammable fluid storage tanks, double tank of clean motor and waste motor, transmission oil tank, hydraulic oil tank, gear oil tank, anti-freeze tank, and above ground fuel tanks, which is a regulatory requirement for fleet maintenance.
604989	IT Internal Svcs Charge	This account is for technology related costs such as leased computers, internet, intranet, land lines, network, telephone, software licenses, database needs and support services.
605100	Office Supplies	This costs is associated with various desktop supplies to maintain the administrative office.
605220	Vehicle Fuel-On-Site	This amount is for the cost of fuel and oil used for city vehicles. This is restricted for Public Works.
605240	Uniforms Cost	This amount is for shirts, safety shoes, jackets, and caps as required by bargaining unit for certain positions.
605242	Protective Clothing	This cost is for safety clothing as required for certain positions.
605246	Safety Supplies	This expenditure is for safety items such as cones and barricades.
605251	Noncap Equip (Item less 5000)	This funding is for non-capital equipment that cost less than $5,000.

Fleet Maintenance Budget Justification

Object #	Account Description	Justification
605252	Small Tools	This cost is for small tool items used by mechanics. Increase is due to tools for four new mechanics for Public Safety fleet in-house vehicle maintenance.
605290	Other Operating Supplies	This cost is for supplies such as fuel spill absorption sheets, rags, air filters, etc.
605410	Subscriptions & Memberships	This cost is associated with membership for National Association of Fleet Administrators, annual ASE certifications for automotive mechanics and FLAGA.
605500	Training-General	This cost is for Florida Government Fleet Administrators Seminar and other technical training courses locally.
606405	Furniture & Fixtures	FY24 includes $250,000 in approved Above Base Request for Repair and Maintenance of Fleet Maintenance Assets and Miramar EV Infrastructure for Enterprise Fund, General Fund, and Internal Service Fund Departments.
606440	Vehicles Purchase	This account is to fund vehicle's purchases for participant departments per the City's Vehicle Replacement Program.
606441	Vehicle Replacement Program	This budgeted amount is for escrow for future vehicle replacements.
609906	Renewal & Replace Reserve	This account is to budget for any unanticipated expenses or major unexpected repairs and replacement of City vehicles and equipment.

Information Technology Fund

Mission

To provide reliable, secure, functional and easily accessible information resources and related services that empower our residents and employees with easy and well-designed IT systems by focusing on their needs with innovative, coordinated and cost-effective ideas and solutions.

Information Technology Organizational Chart

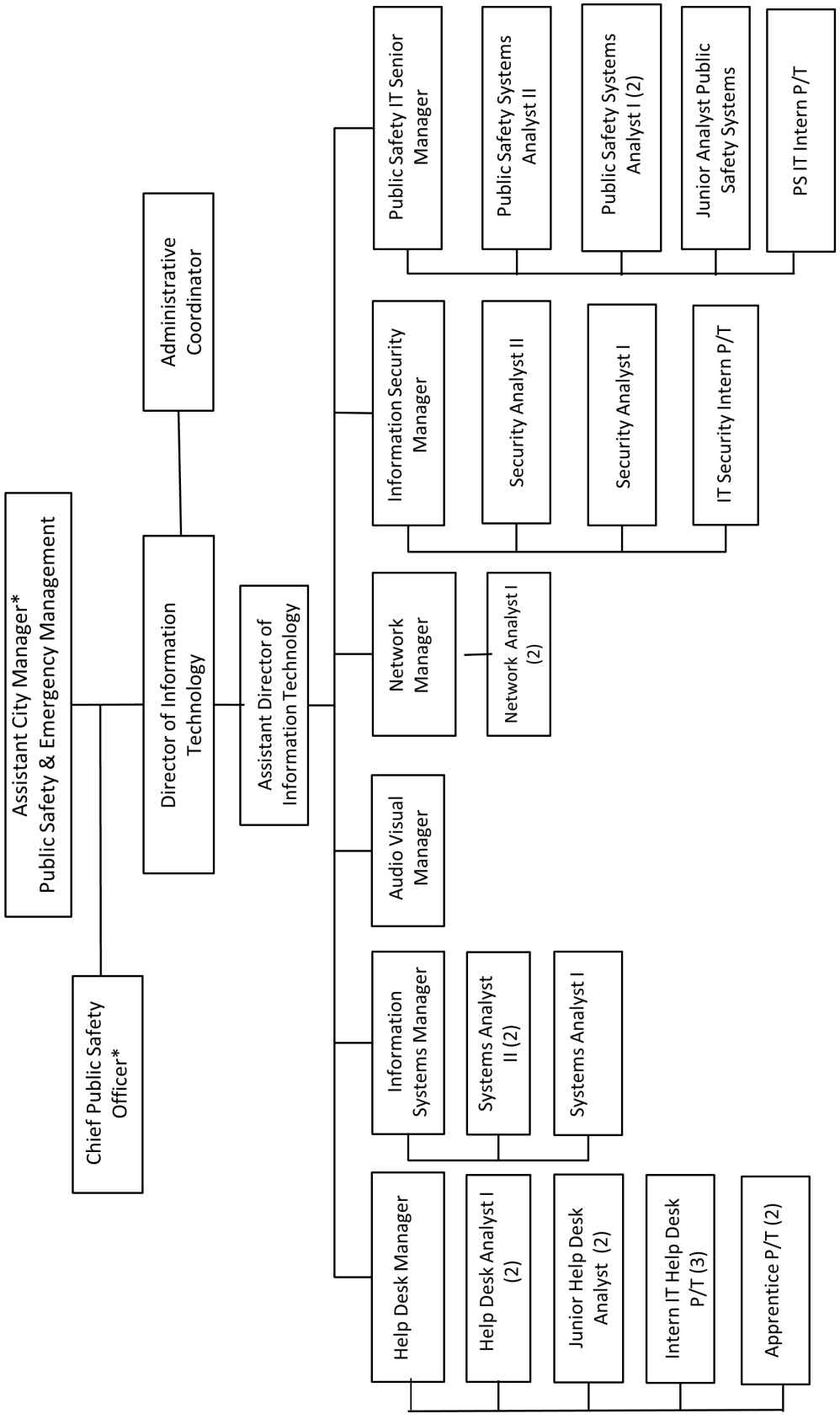

*Budgeted in the Office of the City Manager

Revenues and Expenditures Summary

	FY 2021 Actual	FY 2022 Actual	FY 2023 Budget	FY 2023 Revised	FY 2024 Budget
Beginning Fund Balance	**$ 835,035**	**$ 2,122,227**	**$ 3,623,576**	**$ 3,623,576**	**$ 2,614,576**
Revenues By Category					
General Taxes	$ —	$ —	$ —	$ —	$ —
Permits, Fees, Special Assessment	—	—	—	—	—
Intergovernmental Revenues	—	—	—	—	—
Charges for Services	7,983,300	8,667,400	8,748,200	8,748,200	8,694,600
Fines & Forfeitures	—	—	—	—	—
Miscellaneous Revenues	3,250	23,113	39,800	319,053	32,200
Appropriation of Fund Balance	—	—	1,000,000	1,009,000	1,159,600
Transfer In	—	—	—	—	—
Total	**$ 7,986,550**	**$ 8,690,513**	**$ 9,788,000**	**$ 10,076,253**	**$ 9,886,400**
Expenditures By Category					
Personnel Services	$ 2,664,423	$ 2,775,446	$ 3,309,600	$ 3,309,600	$ 3,373,600
Operating Expense	3,780,736	4,187,475	5,684,100	5,684,100	5,749,200
Capital Outlay	13,380	13,300	13,600	301,853	15,800
Grants & Aids	—	—	—	—	—
Total Operating Expenditures	**$ 6,458,540**	**$ 6,976,221**	**$ 9,007,300**	**$ 9,295,553**	**$ 9,138,600**
Capital Improvement Program	—	—	—	—	—
Capital Asset Clearing	—	—	—	—	—
Other Uses	236,562	210,426	—	—	—
Debt Service	4,257	2,516	780,700	780,700	747,800
Transfers	—	—	—	—	—
Appropriated Fund Balance	—	—	—	—	—
Total	**$ 6,699,359**	**$ 7,189,163**	**$ 9,788,000**	**$ 10,076,253**	**$ 9,886,400**
Excess/Deficiency	$ 1,287,191	$ 1,501,349	$ —	$ —	$ —
Appropriated Fund Balance	—	—	—	—	—
Appropriation of Fund Balance	—	—	(1,000,000)	(1,009,000)	(1,159,600)
Ending Fund Balance	**$ 2,122,227**	**$ 3,623,576**	**$ 2,623,576**	**$ 2,614,576**	**$ 1,454,976**

Operating Revenues

Object #	Account Description	FY 2021 Actual	FY 2022 Actual	FY 2023 Budget	FY 2023 Revised	FY 2024 Budget
	Charges for Services					
341200	Internal Svcs Charge	$ 7,983,300	$ 8,667,400	$ 8,748,200	$ 8,748,200	$ 8,694,600
	Sub-total	7,983,300	8,667,400	8,748,200	8,748,200	8,694,600
	Miscellaneous Revenues					
361100	Int Earnings	3,205	23,113	39,700	39,700	32,100
361200	Dividend Income	45	—	100	100	100
383100	Capital Lease Proceeds	—	—	—	279,253	—
399900	CIP Carryover	—	—	—	9,000	—
399999	Appropriation Of Fund Balance	—	—	1,000,000	1,000,000	1,159,600
	Sub-total	3,250	23,113	1,039,800	1,328,053	1,191,800
	Total	**$ 7,986,550**	**$ 8,690,513**	**$ 9,788,000**	**$ 10,076,253**	**$ 9,886,400**

Department Overview

The Information Technology (IT) Department addresses the common needs for information services from all City departments which consist of Local, Wide and Metropolitan Area Networking as well as computer training, help desk, internet and voice/data communications support. The department is a key strategic partner and provides technical support and guidance in procuring, designing, installing, testing and developing of all computer related software and hardware applications including internet and intranet based systems.

As indicated in the Position Detail, this department is comprised of 27.5 budgeted positions, 24 full-time and seven (3.5 FTEs) part-time employees. The seven (7) programs provided are:

1. Administration
2. Data Services
3. Network Services
4. Help Desk
5. Cyber Security
6. Public Safety IT
7. Audio Visual Events Management

FY 2023 Accomplishments

- Completed network switch replacement at all City Facilities.
- Successfully upgraded the City's main firewalls.
- Completed Security Information and Events Management (SIEM) appliance configuration and implementation.
- Completed network and security configurations for the relocation of Fire Logistics.
- Replaced 1/3 of the City's computer inventory to all laptops set up with dual monitors.
- Completed the replacement of all City copiers and plotters.
- Upgraded City sites from 1GB to 10GB internet connections.
- Completed audio-visual upgrade for the Commission Chambers.
- Completed audio-visual upgrade for the Ansin Park Announcement (PA) system.
- Created a new SharePoint site for the Fire Department for internal use.
- Completed Closest Unit Response for Fire Rescue vehicles and Fire trucks.
- Completed audio-visual upgrade for the City Commissioner's Conference Room.
- Completed Real-Time Crime Center – Phase I.
- Completed Audio-Visual upgrade for the City Manager's large and small conference rooms.
- Completed Tyler Identification (TID) Authentication Implementation.
- Completed annual cybersecurity awareness training for all City network users.
- Completed Point of Sale (POS) solution upgrade.
- Adding additional backup storage device to the City's backup solution.
- Completed phone system hosts upgrade.
- Received 17,606 help desk calls and completed 7,527 help desk tickets.

FY 2024 Goals

- Complete Phase II of the Real-Time Crime Center.
- Complete the Enterprise Permitting and Licensing (EPL) Software Implementation.
- Complete the Enterprise Resource Planning (ERP) System upgrade.
- Complete Phases I and II of the Parks WiFi Implementation.

Program Revenues, Expenditures and Position Summary

	FY 2021 Actual	FY 2022 Actual	FY 2023 Budget	FY 2023 Revised	FY 2024 Budget
Dedicated Revenues					
Administration	$ 670,921	$ 720,361	$ 735,700	$ 748,773	$ 733,100
Data Services	1,531,054	1,078,827	2,798,100	2,785,600	2,573,800
Network Services	1,783,656	2,397,426	2,570,000	2,892,780	2,573,500
Help Desk	1,065,619	1,123,683	1,565,900	1,560,900	1,794,200
Audio Visual Events Management	—	—	264,100	263,100	335,300
Cyber Security	911,753	1,037,760	1,167,200	1,111,600	1,173,100
Public Safety IT	499,794	516,693	687,000	713,500	703,400
Total	**$ 6,462,796**	**$ 6,874,751**	**$ 9,788,000**	**$ 10,076,253**	**$ 9,886,400**
Expenditures by Program					
Administration	$ 670,921	$ 720,361	$ 735,700	$ 748,773	$ 733,100
Data Services	1,531,054	1,078,827	2,798,100	2,785,600	2,573,800
Network Services	1,783,656	2,397,426	2,570,000	2,892,780	2,573,500
Help Desk	1,065,619	1,123,683	1,565,900	1,560,900	1,794,200
Audio Visual Events Management	—	—	264,100	263,100	335,300
Cyber Security	911,753	1,037,760	1,167,200	1,111,600	1,173,100
Public Safety IT	499,794	516,693	687,000	713,500	703,400
Total	**$ 6,462,796**	**$ 6,874,751**	**$ 9,788,000**	**$ 10,076,253**	**$ 9,886,400**
Expenditures by Category					
Personnel Services	$ 2,664,423	$ 2,775,446	$ 3,309,600	$ 3,309,600	$ 3,373,600
Operating Expense	3,780,736	4,083,489	5,684,100	5,684,100	5,749,200
Capital Outlay	13,380	13,300	13,600	301,853	15,800
Debt Service	4,257	2,516	780,700	780,700	747,800
Total	**$ 6,462,796**	**$ 6,874,751**	**$ 9,788,000**	**$ 10,076,253**	**$ 9,886,400**
Positions by Program					
Administration	3.00	3.00	3.00	3.00	3.00
Data Services	5.00	5.00	5.00	4.00	4.00
Network Services	3.00	3.00	3.00	3.00	3.00
Help Desk	4.50	5.50	5.50	7.50	7.50
Audio Visual Events Management	—	—	1.00	1.00	1.00
Cyber Security	3.00	3.50	3.50	3.50	3.50
Public Safety IT	4.00	5.00	5.50	5.50	5.50
Total	**22.50**	**25.00**	**26.50**	**27.50**	**27.50**
Position Detail					
Administrative Coordinator	1.00	1.00	1.00	1.00	1.00
Apprentice - Part-time (2)	—	1.00	1.00	1.00	1.00
Assistant Director of IT	1.00	1.00	1.00	1.00	1.00
Audio Visual Manager	—	—	1.00	1.00	1.00
Director of IT	1.00	1.00	1.00	1.00	1.00
Enterprise Resource Planning Administrator	1.00	—	—	—	—
Help Desk Analyst I	1.00	2.00	2.00	2.00	2.00
Help Desk Manager	1.00	1.00	1.00	1.00	1.00
Information Security Manager	1.00	1.00	1.00	1.00	1.00
Information Systems Manager	1.00	1.00	1.00	1.00	1.00

Position Detail	FY 2021 Actual	FY 2022 Actual	FY 2023 Budget	FY 2023 Revised	FY 2024 Budget
Intern - IT Help Desk - Part-time (3)	0.50	0.50	0.50	1.50	1.50
Intern - IT Security - Part-time	—	0.50	0.50	0.50	0.50
Intern - Public Safety IT - Part-time	—	0.50	0.50	0.50	0.50
Junior Analyst - Help Desk	2.00	1.00	1.00	2.00	2.00
Junior Analyst - Public Safety Systems	—	1.00	1.00	1.00	1.00
Network Analyst I	—	1.00	1.00	2.00	2.00
Network Analyst II	2.00	1.00	1.00	—	—
Network Manager	1.00	1.00	1.00	1.00	1.00
Public Safety Information Technology Manager	1.00	1.00	1.00	—	—
Public Safety Information Technology Senior Manager	—	—	—	1.00	1.00
Public Safety Systems Analyst I	1.00	2.00	2.00	2.00	2.00
Public Safety Systems Analyst II	2.00	1.00	1.00	1.00	1.00
Security Analyst I	1.00	1.00	1.00	1.00	1.00
Security Analyst II	1.00	1.00	1.00	1.00	1.00
Systems Analyst I	—	1.00	1.00	1.00	1.00
Systems Analyst II	3.00	3.00	3.00	2.00	2.00
Total FTE's	**22.50**	**25.50**	**26.50**	**27.50**	**27.50**

Information Technology Balanced Scorecard

Measures	Objectives	Series Status	FY 2022 Actual	FY 2023 Actual	FY 2024 Goal
Percentage of work requests resolved within 10 hours	Provide efficient technical services in a timely manner	Q4 Actual	59.80%	60.00%	
		YTD Actual	58.78%	56.48%	
		EOY Target	65.00%	60.00%	60.00%
		% Target	90.42%	94.13%	
		% Goal	100.00%	100.00%	
Percentage of service requests completed within Service Level Agreement	Provide efficient technical services in a timely manner	Q4 Actual	97.20%	95.40%	
		YTD Actual	96.75%	95.28%	
		EOY Target	95.00%	95.00%	95.00%
		% Target	101.84%	100.29%	
		% Goal	100.00%	100.00%	
Systems Availability	Provide access to infrastructure services on demand; any time, any location, and any device	Q4 Actual	99.88%	99.90%	
		YTD Actual	99.65%	99.32%	
		EOY Target	99.70%	99.70%	99.70%
		% Target	99.95%	99.62%	
		% Goal	100.00%	100.00%	
Network Availability	Provide access to infrastructure services on demand; any time, any location, and any device	Q4 Actual	99.29%	99.80%	
		YTD Actual	99.67%	99.85%	
		EOY Target	99.92%	99.90%	99.90%
		% Target	99.75%	99.94%	
		% Goal	100.00%	100.00%	

Information Technology Balanced Scorecard

Measures	Objectives	Series Status	FY 2022 Actual	FY 2023 Actual	FY 2024 Goal
Meets budget target - Expenses	Finances	Q4 Actual	$2,160,359.91	$2,406,666.00	
		YTD Actual	$10,418,350.01	$8,446,488.00	
		EOY Target	$12,462,020.00	$10,076,253.00	$9,886,400.00
		% Target	83.60%	83.83%	
		% Goal	100.00%	100%	
Meets projected target - Expenses	Finances	Q4 Actual	$2,160,359.91	$2,406,666.00	
		YTD Actual	$10,418,350.01	$8,446,488.00	
		EOY Projection	$9,593,900.00	$9,096,716.00	$9,886,400.00
		% Target	108.59%	92.85%	
		% Goal	100.00%	100.00%	
Meets budget target - Revenues	Finances	Q4 Actual	$2,182,657.94	$2,230,332.00	
		YTD Actual	$8,690,512.61	$8,879,099.00	
		EOY Target	$12,462,020.00	$10,076,253.00	$9,886,400.00
		% Target	69.74%	88.12%	
		% Goal	100.00%	100.00%	
Meets projected target - Revenues	Finances	Q4 Actual	$2,182,657.94	$2,230,332.00	
		YTD Actual	$8,690,512.61	$8,879,099.00	
		EOY Projection	$9,593,900.00	$10,135,485.00	$9,886,400.00
		% Target	90.58%	87.60%	
		% Goal	100.00%	100.00%	

Information Technology Balanced Scorecard

Measures	Objectives	Series Status	FY 2022 Actual	FY 2023 Actual	FY 2024 Goal
IT customer satisfaction rate	IT systems are available for all users	Q4 Actual	97.90%	97.10%	
		YTD Actual	95.81%	97.38%	
		EOY Target	94.00%	94.00%	94.00%
		% Target	101.93%	103.59%	
		% Goal	100.00%	100.00%	
Number of job specific training courses/conferences attended by staff annually	Provide efficient technical services in a timely manner	Q4 Actual	12.00	5.00	
		YTD Actual	26.00	27.00	
		EOY Target	23.00	24.00	24.00
		% Target	113.04%	112.50%	
		% Goal	100.00%	100.00%	
Backup Sucess Rate	Provide efficient technical services in a timely manner	Q4 Actual	99.90%	99.90%	
		YTD Actual	99.68%	99.68%	
		EOY Target	98.00%	99.90%	99.90%
		% Target	101.71%	99.78%	
		% Goal	100.00%	100.00%	

FY23 actuals (revenues and expenses) are as of 11/08/2023.

End of year targets exclude year-end budget amendments.

Information Technology FTE's by Program

Administration—Program 100

This program is necessary for the department as it oversees all programs (Data, Network, Help Desk, Security, Audio Visual, and Public Safety IT). It upholds all established guidelines and technical requirements for operations and facilitates the department's objectives and achievements.

Dedicated Revenues	Object Code	FY 2021 Actual	FY 2022 Actual	FY 2023 Budget	FY 2023 Revised	FY 2024 Budget
Internal Services Charge	341200	**$ 670,921**	**$ 720,361**	**$ 735,700**	**$ 748,773**	**$ 733,100**
Expenditures by Category						
Personnel Services		$ 599,007	$ 620,857	$ 613,900	$ 613,900	$ 613,600
Operating Expense		71,914	86,205	108,200	121,273	103,700
Departmental Capital Outlay		—	13,300	13,600	13,600	15,800
Total		**$ 670,921**	**$ 720,361**	**$ 735,700**	**$ 748,773**	**$ 733,100**
Percent of Time by Position						
Administrative Coordinator		1.00	1.00	1.00	1.00	1.00
Assistant Director of IT		1.00	1.00	1.00	1.00	1.00
Director of IT		1.00	1.00	1.00	1.00	1.00
Total		**3.00**	**3.00**	**3.00**	**3.00**	**3.00**

Data Services—Program 580

This program manages all servers, data storage, and applications for the City's internal and external communications.

Dedicated Revenues	Object Code	FY 2021 Actual	FY 2022 Actual	FY 2023 Budget	FY 2023 Revised	FY 2024 Budget
Internal Services Charge	341200	**$ 1,531,054**	**$ 1,078,827**	**$ 2,798,100**	**$ 2,785,600**	**$ 2,573,800**
Expenditures by Category						
Personnel Services		$ 589,832	$ 529,151	$ 651,500	$ 651,500	$ 601,600
Operating Expense		1,274,345	1,632,344	2,146,600	2,134,100	1,972,200
Departmental Capital Outlay		—	—	—	—	—
Debt Service		(333,124)	(1,082,668)	—	—	—
Total		**$ 1,531,054**	**$ 1,078,827**	**$ 2,798,100**	**$ 2,785,600**	**$ 2,573,800**
Percent of Time by Position						
Enterprise Resource Planning Administrator		1.00	—	—	—	—
Information Systems Manager		1.00	1.00	1.00	1.00	1.00
Systems Analyst I		—	1.00	1.00	1.00	1.00
Systems Analyst II		3.00	3.00	3.00	2.00	2.00
Total		**5.00**	**5.00**	**5.00**	**4.00**	**4.00**

Network Services—Program 581

This program provides critical data and telecommunication services for the City's interdepartmental communications. It enables the City to maintain a reliable, safe, and uniform way for communication exchange with other federal, state and local agencies, City's residents and the public at large.

Dedicated Revenues	Object Code	FY 2021 Actual	FY 2022 Actual	FY 2023 Budget	FY 2023 Revised	FY 2024 Budget
Internal Services Charge	341200	**$ 1,783,656**	**$ 2,397,426**	**$ 2,570,000**	**$ 2,892,780**	**$ 2,573,500**
Expenditures by Category						
Personnel Services		$ 379,829	$ 384,513	$ 365,500	$ 365,500	$ 343,600
Operating Expense		1,053,066	927,728	1,423,800	1,458,327	1,482,100
Departmental Capital Outlay		13,380	—	—	288,253	—
Debt service		337,380	1,085,185	780,700	780,700	747,800
Total		**$ 1,783,656**	**$ 2,397,426**	**$ 2,570,000**	**$ 2,892,780**	**$ 2,573,500**
Percent of Time by Position						
Network Analyst I		—	1.00	1.00	2.00	2.00
Network Analyst II		2.00	1.00	1.00	—	—
Network Manager		1.00	1.00	1.00	1.00	1.00
Total		**3.00**	**3.00**	**3.00**	**3.00**	**3.00**

Help Desk—Program 582

This program provides desktop, laptop, audio visual, and printer support that enables our employees to access data and the internet so that they can communicate their findings electronically or via email to other internal employees and to the general public.

Dedicated Revenues	Object Code	FY 2021 Actual	FY 2022 Actual	FY 2023 Budget	FY 2023 Revised	FY 2024 Budget
Internal Services Charge	341200	**$ 1,065,619**	**$ 1,123,683**	**$ 1,565,900**	**$ 1,560,900**	**$ 1,794,200**
Expenditures by Category						
Personnel Services		$ 325,831	$ 390,943	$ 480,200	$ 480,200	$ 562,100
Operating Expense		739,788	732,740	1,085,700	1,080,700	1,232,100
Departmental Capital Outlay		—	—	—	—	—
Total		**$ 1,065,619**	**$ 1,123,683**	**$ 1,565,900**	**$ 1,560,900**	**$ 1,794,200**
Percent of Time by Position						
Apprentice - Part-time (2)		—	1.00	1.00	1.00	1.00
Help Desk Analyst I		1.00	2.00	2.00	2.00	2.00
Help Desk Manager		1.00	1.00	1.00	1.00	1.00
Intern - IT Help Desk - Part-time (3)		0.50	0.50	0.50	1.50	1.50
Junior Analyst - Help Desk		2.00	1.00	1.00	2.00	2.00
Total		**4.50**	**5.50**	**5.50**	**7.50**	**7.50**

Cyber Security—Program 584

This program coordinates all of the City of Miramar's information technology security efforts. It provides for key cyber security decisions to be better aligned with overall organizational strategic business goals by assessing risk tolerance at the inception of any given initiative. This program further ensures that automated information systems are designed, operated, and maintained with the appropriate information technology security and privacy data protections in place.

	Object Code	FY 2021 Actual	FY 2022 Actual	FY 2023 Budget	FY 2023 Revised	FY 2024 Budget
Dedicated Revenues						
Internal Services Charge	341200	**$ 911,753**	**$ 1,037,760**	**$ 1,167,200**	**$ 1,111,600**	**$ 1,173,100**
Expenditures by Category						
Personnel Services		$ 322,837	$ 377,130	$ 415,200	$ 415,200	$ 439,300
Operating Expense		588,916	660,631	752,000	696,400	733,800
Departmental Capital Outlay		—	—	—	—	—
Total		**$ 911,753**	**$ 1,037,760**	**$ 1,167,200**	**$ 1,111,600**	**$ 1,173,100**
Percent of Time by Position						
Information Security Manager		1.00	1.00	1.00	1.00	1.00
Intern - IT Security - Part-time		—	0.50	0.50	0.50	0.50
Security Analyst I		1.00	1.00	1.00	1.00	1.00
Security Analyst II		1.00	1.00	1.00	1.00	1.00
Total		**3.00**	**3.50**	**3.50**	**3.50**	**3.50**

Public Safety IT—Program 585

This program provides technical support for all City of Miramar Public Safety operations. It provides technical guidance for acquisition, maintenance, and troubleshooting of all software and hardware required for Public Safety day to day operations, as well as ensures that appropriate safeguards are in place for information security and compliance.

Dedicated Revenues	Object Code	FY 2021 Actual	FY 2022 Actual	FY 2023 Budget	FY 2023 Revised	FY 2024 Budget
Internal Services Charge	341200	**$ 499,794**	**$ 516,693**	**$ 687,000**	**$ 713,500**	**$ 703,400**
Expenditures by Category						
Personnel Services		$ 447,088	$ 472,853	$ 579,700	$ 579,700	$ 586,100
Operating Expense		52,706	43,841	107,300	133,800	117,300
Departmental Capital Outlay		—	—	—	—	—
Total		**$ 499,794**	**$ 516,693**	**$ 687,000**	**$ 713,500**	**$ 703,400**
Percent of Time by Position						
Intern - Public Safety IT - Part-time		—	0.50	0.50	0.50	0.50
Junior Analyst - Public Safety Systems		—	1.00	1.00	1.00	1.00
Public Safety Information Technology Manager		1.00	1.00	1.00	—	—
Public Safety Information Technology Senior Manager		—	—	—	1.00	1.00
Public Safety Systems Analyst II		2.00	1.00	1.00	1.00	1.00
Public Safety Systems Analyst I		1.00	2.00	2.00	2.00	2.00
Total		**4.00**	**5.00**	**5.50**	**5.50**	**5.50**

Audio Visual Events Management—Program 583

This program provides audio-visual guidance and technical support for all live, televised, virtual, and streamed events, including City Commission meetings for all City of Miramar events at various City facilities and locations.

Dedicated Revenues	Object Code	FY 2021 Actual	FY 2022 Actual	FY 2023 Budget	FY 2023 Revised	FY 2024 Budget
Internal Services Charge	341200	**$ —**	**$ —**	**$ 264,100**	**$ 263,100**	**$ 335,300**
Expenditures by Category						
Personnel Services		$ —	$ —	$ 203,600	$ 203,600	$ 227,300
Operating Expense		—	—	60,500	59,500	108,000
Departmental Capital Outlay		—	—	—	—	—
Total		**$ —**	**$ —**	**$ 264,100**	**$ 263,100**	**$ 335,300**
Percent of Time by Position						
Audio Visual Manager		—	—	1.00	1.00	1.00
Total		**—**	**—**	**1.00**	**1.00**	**1.00**

Information Technology Expenditures by Object Code

Administration—504-58-100-516-

Object #	Account Description	FY 2021 Actual	FY 2022 Actual	FY 2023 Budget	FY 2023 Revised	FY 2024 Budget
	Personnel Services					
601200	Employee Salaries	$ 399,359	$ 363,071	$ 381,000	$ 381,000	$ 398,900
601205	Lump Sum Payout - Accrued Time	35,703	44,474	34,800	34,800	46,400
601210	Non-Pensionable Earnings	—	1,000	—	—	—
601215	Communication Stipend	—	—	3,900	3,900	3,900
601220	Longevity Pay	1,550	1,580	1,600	1,600	3,300
601400	Overtime-General	3,221	4,648	1,200	1,200	1,200
601410	Overtime-Holiday	43	84	—	—	—
602100	FICA & MICA	28,191	29,148	28,900	28,900	32,100
602210	Pension-General	9,082	39,753	13,400	13,400	13,300
602235	Pension-Senior Mgmt	55,623	52,746	67,100	67,100	35,300
602265	Pension-457	15,508	17,079	18,100	18,100	18,900
602305	Health Insurance-HMO	32,312	34,819	34,400	34,400	28,500
602306	Dental Insurance-PPO	1,763	1,763	1,800	1,800	1,800
602309	Basic Life Insurance	486	725	1,100	1,100	1,200
602311	Long-Term Disability Ins	130	194	500	500	2,300
602312	HDHP Aetna	7,787	8,266	9,100	9,100	7,100
602313	HSA Payflex	1,383	1,384	1,400	1,400	1,600
602400	Workers' Compensation	17,500	17,500	15,600	15,600	17,800
602600	OPEB	(10,635)	2,624	—	—	—
	Sub-Total	599,007	620,857	613,900	613,900	613,600
	Operating Expense					
604001	Travel & Training	—	5,166	10,000	25,000	10,000
604200	Postage	954	9	200	200	200
604301	Electricity Svcs	7,046	12,011	11,400	11,400	11,800
604500	Risk Internal Svcs Charge	800	3,500	2,800	2,800	2,600
604550	Health Ins Internal Serv Chg	10,800	5,800	5,500	5,500	5,200
604610	Fleet Internal Svcs Charge	5,600	5,000	6,600	6,600	8,000
604905	Bank Svcs Charges	1,366	961	600	600	1,000
604950	Employee Awards	828	5,642	3,500	3,500	3,600
605100	Office Supplies	2,966	2,299	2,700	2,700	2,800
605220	Vehicle Fuel-On-Site	613	1,405	3,500	3,500	3,900
605410	Subscriptions & Memberships	39,441	41,976	34,400	54,473	34,600
605500	Training-General	1,500	2,435	20,000	5,000	20,000
605510	Tuition Reimbursement	—	—	7,000	—	—
	Sub-Total	71,914	86,205	108,200	121,273	103,700
	Departmental Capital Outlay					
606441	Vehicle Replacement Program	—	13,300	13,600	13,600	15,800
	Sub-Total	—	13,300	13,600	13,600	15,800
	Total	**$ 670,921**	**$ 720,361**	**$ 735,700**	**$ 748,773**	**$ 733,100**

Data Services—504-58-580-516-

Object #	Account Description	FY 2021 Actual	FY 2022 Actual	FY 2023 Budget	FY 2023 Revised	FY 2024 Budget
	Personnel Services					
601200	Employee Salaries	$ 377,390	$ 312,702	$ 404,600	$ 404,600	$ 383,800
601205	Lump Sum Payout - Accrued Time	47,155	27,453	22,000	22,000	11,600
601210	Non-Pensionable Earnings	—	6,457	—	—	—
601215	Communication Stipend	15,000	12,150	9,800	9,800	5,900
601600	Compensated Absences	(17,170)	(2,112)	—	—	—
602100	FICA & MICA	33,044	26,861	33,400	33,400	30,700
602210	Pension-General	—	—	10,900	10,900	20,800
602235	Pension-Senior Mgmt	60,441	66,648	75,000	75,000	64,000
602260	Pension-401	6,075	—	—	—	—
602265	Pension-457	3,974	2,319	2,400	2,400	7,400
602304	Health Insurance-PPO	—	5,281	16,700	16,700	—
602305	Health Insurance-HMO	41,603	45,450	52,200	52,200	43,300
602306	Dental Insurance-PPO	832	645	1,200	1,200	1,200
602307	Dental Insurance-HMO	715	593	600	600	500
602309	Basic Life	1,026	1,300	1,200	1,200	1,100
602311	Long-Term Disability	202	249	600	600	2,200
602312	HDHP Aetna	17,806	5,666	9,100	9,100	14,100
602313	HSA Payflex	4,217	1,416	1,400	1,400	3,200
602400	Workers' Compensation	11,700	11,700	10,400	10,400	11,800
602600	OPEB	(14,179)	4,373	—	—	—
	Sub-Total	589,832	529,151	651,500	651,500	601,600
	Operating Expense					
603190	Prof Svcs-Other	11,339	6,456	20,000	20,000	10,000
603425	Software License & Maint	1,241,893	1,539,123	2,072,200	2,066,200	1,909,600
604001	Travel & Training	—	4,712	5,000	20,000	5,000
604500	Risk Internal Svcs Charge	600	2,600	2,100	2,100	2,000
604550	Health Ins Internal Serv Chg	12,600	6,800	6,500	6,500	9,800
604660	R&M Computers	302	62,643	10,000	10,000	10,000
604998	Contingency	505	1,646	2,500	—	2,500
605220	Vehicle Fuel-On-Site	22	—	—	—	—
605240	Uniforms Cost	2,181	—	—	—	—
605252	Small Tools	157	367	400	400	400
605290	Other Operating Supplies	—	274	900	900	900
605500	Training-General	4,746	4,808	20,000	5,000	15,000
605510	Tuition Reimbursement	—	2,914	7,000	3,000	7,000
	Sub-Total	1,274,345	1,632,344	2,146,600	2,134,100	1,972,200
	Debt Service					
607999	Debt Svcs Clearing	(333,124)	(1,082,668)	—	—	—
	Sub-Total	(333,124)	(1,082,668)	—	—	—
	Total	**$ 1,531,054**	**$ 1,078,827**	**$ 2,798,100**	**$ 2,785,600**	**$ 2,573,800**

Network Services—504-58-581-516-

Object #	Account Description	FY 2021 Actual	FY 2022 Actual	FY 2023 Budget	FY 2023 Revised	FY 2024 Budget
	Personnel Services					
601200	Employee Salaries	$ 237,269	$ 228,282	$ 242,500	$ 242,500	$ 223,800
601205	Lump Sum Payout - Accrued Time	23,164	30,653	23,900	23,900	11,600
601210	Non-Pensionable Earnings	—	3,000	—	—	—
601215	Communication Stipend	5,850	5,250	3,900	3,900	5,900
601220	Longevity	989	1,008	1,000	1,000	—
602100	FICA & MICA	19,650	19,837	20,800	20,800	18,500
602210	Pension-General	—	—	—	—	22,000
602235	Pension-Senior Mgmt	33,896	25,433	11,500	11,500	—
602260	Pension-401	6,968	8,201	9,200	9,200	11,400
602265	Pension-457	1,900	2,237	3,800	3,800	3,100
602300	Pmt In Lieu Of Insurance	5,611	5,611	5,600	5,600	5,600
602304	Health Insurance-PPO	—	—	—	—	29,200
602305	Health Insurance-HMO	22,541	24,358	33,200	33,200	—
602306	Dental Insurance-PPO	886	1,295	900	900	1,700
602307	Dental Insurance-HMO	697	420	500	500	—
602309	Basic Life	472	587	700	700	700
602311	Long-Term Disability	135	167	300	300	1,300
602312	HDHP Aetna	18,934	14,052	—	—	—
602313	HSA Payflex	2,800	2,800	—	—	—
602400	Workers' Compensation	8,700	8,700	7,700	7,700	8,800
602600	OPEB	(10,635)	2,623	—	—	—
	Sub-Total	379,829	384,513	365,500	365,500	343,600
	Operating Expense					
603190	Prof Svcs-Other	22,532	21,700	25,000	82,100	10,000
603400	Contract Svcs-Other	—	16,845	63,600	63,600	63,600
603425	Software License & Maint	188,365	130,242	410,600	410,600	302,000
604001	Travel & Training	—	—	5,000	7,499	5,000
604100	Communication Services	609,576	475,133	631,700	611,627	685,000
604106	Cellular Services	199,729	230,156	253,000	253,000	381,000
604500	Risk Internal Svcs Charge	400	1,700	1,400	1,400	1,300
604550	Health Ins Internal Serv Chg	7,900	4,200	4,000	4,000	4,700
604646	R&M Telecomm Equip	14,550	41,930	15,000	15,000	15,000
604998	Contingency	93	589	3,000	500	3,000
605252	Small Tools	520	416	500	500	500
605290	Other Operating Supplies	901	378	1,000	1,000	1,000
605500	Training-General	8,500	4,439	10,000	7,501	10,000
	Sub-Total	1,053,066	927,728	1,423,800	1,458,327	1,482,100
	Departmental Capital Outlay					
606402	Communication Equipment	13,380	—	—	288,253	—
	Sub-Total	13,380	—	—	288,253	—
	Debt Service					
607185	Prin-Key Bk Phone Sys Lease	293,758	293,758	—	—	—
607186	Prin-Cisco Network Switches	—	747,804	747,900	747,900	747,800
607188	De Lage WiFi Lse 2018-DS Prin	39,366	41,106	32,100	32,100	—
607288	De Lage WiFi Lse 2018-DS Int	4,257	2,516	700	700	—
	Sub-Total	337,380	1,085,185	780,700	780,700	747,800
	Total	**$ 1,783,656**	**$ 2,397,426**	**$ 2,570,000**	**$ 2,892,780**	**$ 2,573,500**

Help Desk—504-58-582-516-

Object #	Account Description	FY 2021 Actual	FY 2022 Actual	FY 2023 Budget	FY 2023 Revised	FY 2024 Budget
	Personnel Services					
601200	Employee Salaries	$ 215,410	$ 205,777	$ 306,500	$ 306,500	$ 393,200
601205	Lump Sum Payout - Accrued Time	13,133	18,424	8,800	8,800	11,200
601210	Non-Pensionable Earnings	—	3,000	—	—	—
601215	Communication Stipend	7,575	5,775	3,900	3,900	5,900
601400	Overtime-General	31	1,349	—	—	—
602100	FICA & MICA	18,767	17,881	24,400	24,400	31,400
602210	Pension-General	5,501	50,159	7,900	7,900	31,600
602235	Pension-Senior Mgmt	31,282	27,968	50,800	50,800	24,500
602265	Pension-457	672	1,088	4,100	4,100	1,600
602300	Pmt In Lieu Of Insurance	4,316	1,295	—	—	—
602304	Health Insurance-PPO	15,921	24,842	16,700	16,700	29,200
602305	Health Insurance-HMO	8,328	2,568	18,700	18,700	8,400
602306	Dental Insurance-PPO	1,160	1,234	1,300	1,300	800
602307	Dental Insurance-HMO	(7)	—	400	400	400
602309	Basic Life	460	613	900	900	1,200
602311	Long-Term Disability	126	124	400	400	2,200
602312	HDHP Aetna	7,880	12,349	22,300	22,300	7,100
602313	HSA Payflex	1,400	1,400	2,800	2,800	1,600
602400	Workers' Compensation	11,600	11,600	10,300	10,300	11,800
602600	OPEB	(17,725)	3,498	—	—	—
	Sub-Total	325,831	390,943	480,200	480,200	562,100
	Operating Expense					
603190	Prof Svcs-Other	73,556	53,370	—	—	10,000
603425	Software License & Maint	60,149	127,903	130,800	130,800	147,500
604001	Travel & Training	—	—	5,000	5,000	5,000
604404	Leased Computer	420,228	369,735	702,800	702,800	815,700
604440	Leased Copiers	122,478	149,875	201,600	212,775	205,000
604500	Risk Internal Svcs Charge	500	2,100	1,800	1,800	1,700
604550	Health Ins Internal Serv Chg	9,200	5,000	4,800	4,800	6,300
604660	R&M Computers	24,792	9,583	10,000	5,825	10,000
604998	Contingency	1,678	2,098	2,500	500	2,500
605250	Noncap Furn (Item less 5000)	1,588	—	—	—	—
605252	Small Tools	400	487	500	500	500
605290	Other Operating Supplies	1,090	461	900	900	900
605410	Subscriptions & Memberships	1,000	334	—	—	—
605500	Training-General	8,427	10,153	15,000	15,000	20,000
605510	Tuition Reimbursement	14,703	1,643	10,000	—	7,000
	Sub-Total	739,788	732,740	1,085,700	1,080,700	1,232,100
	Total	**$ 1,065,619**	**$ 1,123,683**	**$ 1,565,900**	**$ 1,560,900**	**$ 1,794,200**

Cyber Security—504-58-584-516-

Object #	Account Description	FY 2021 Actual	FY 2022 Actual	FY 2023 Budget	FY 2023 Revised	FY 2024 Budget
	Personnel Services					
601200	Employee Salaries	$ 207,735	$ 229,327	$ 273,200	$ 273,200	$ 283,200
601205	Lump Sum Payout - Accrued Time	21,665	19,321	13,400	13,400	18,100
601210	Non-Pensionable Earnings	—	3,000	—	—	—
601215	Communication Stipend	4,050	1,950	2,000	2,000	2,000
602100	FICA & MICA	17,847	19,344	22,100	22,100	23,200
602235	Pension-Senior Mgmt	44,189	48,739	53,700	53,700	61,400
602265	Pension-457	3,173	4,281	4,500	4,500	4,700
602305	Health Insurance-HMO	23,776	22,460	18,700	18,700	16,800
602306	Dental Insurance-PPO	1,200	1,857	1,900	1,900	1,500
602307	Dental Insurance-HMO	136	—	—	—	—
602309	Basic Life Insurance	606	1,010	800	800	800
602311	Long-Term Disability Ins	395	1,626	400	400	1,600
602312	HDHP Aetna	—	10,091	14,000	14,000	14,000
602313	HSA Payflex	—	2,800	2,800	2,800	3,200
602400	Workers' Compensation	8,700	8,700	7,700	7,700	8,800
602600	OPEB	(10,634)	2,624	—	—	—
	Sub-Total	322,837	377,130	415,200	415,200	439,300
	Operating Expense					
603190	Prof Svcs-Other	11,275	61,858	20,000	20,000	10,000
603425	Software License & Maint	476,522	498,225	620,100	587,100	601,100
604001	Travel & Training	—	—	5,000	10,000	5,000
604500	Risk Internal Svcs Charge	400	1,700	1,400	1,400	1,300
604550	Health Ins Internal Serv Chg	7,300	4,000	3,800	3,800	4,700
604660	R&M Computers	87,607	79,888	65,000	65,000	65,000
604998	Contingency	—	924	2,500	900	2,500
605252	Small Tools	495	137	500	500	500
605290	Other Operating Supplies	502	504	900	900	900
605410	Subscriptions & Memberships	—	—	1,800	1,800	2,800
605500	Training-General	4,815	6,394	10,000	5,000	10,000
605510	Tuition Reimbursement	—	7,000	21,000	—	30,000
	Sub-Total	588,916	660,631	752,000	696,400	733,800
	Total	**$ 911,753**	**$ 1,037,760**	**$ 1,167,200**	**$ 1,111,600**	**$ 1,173,100**

Public Safety IT—504-58-585-516-

Object #	Account Description	FY 2021 Actual	FY 2022 Actual	FY 2023 Budget	FY 2023 Revised	FY 2024 Budget
	Personnel Services					
601200	Employee Salaries	$ 292,752	$ 289,199	$ 375,200	$ 375,200	$ 381,800
601205	Lump Sum Payout - Accrued Time	21,739	31,831	17,000	17,000	14,200
601210	Non-Pensionable Earnings	—	5,523	—	—	—
601215	Communication Stipend	1,950	5,325	5,900	5,900	3,900
602100	FICA & MICA	23,241	24,775	30,500	30,500	30,600
602210	Pension-General	—	—	20,100	20,100	20,600
602235	Pension-Senior Mgmt	41,165	43,178	53,400	53,400	58,200
602260	Pension-401	8,710	1,682	—	—	—
602265	Pension-457	4,099	552	—	—	3,100
602300	Pmt In Lieu Of Insurance	—	—	—	—	5,600
602304	Health Insurance-PPO	—	8,656	16,700	16,700	14,600
602305	Health Insurance-HMO	53,147	41,466	47,000	47,000	36,900
602306	Dental Insurance-PPO	1,732	1,663	1,800	1,800	1,400
602307	Dental Insurance-HMO	180	41	200	200	200
602309	Basic Life Insurance	693	945	1,100	1,100	1,100
602311	Long-Term Disability Ins	160	1,944	500	500	2,200
602400	Workers' Compensation	11,700	11,700	10,300	10,300	11,700
602600	OPEB	(14,180)	4,373	—	—	—
	Sub-Total	447,088	472,853	579,700	579,700	586,100
	Operating Expense					
603190	Prof Svcs-Other	8,971	6,072	—	39,000	10,000
603425	Software License & Maint	14,300	—	43,000	43,000	52,100
604001	Travel & Training	—	—	5,000	5,000	5,000
604500	Risk Internal Svcs Charge	600	2,600	2,100	2,100	2,000
604550	Health Ins Internal Serv Chg	18,300	9,900	9,400	9,400	7,100
604660	R&M Computers	—	7,502	10,000	10,000	10,000
604998	Contingency	858	1,732	9,400	3,400	2,500
605252	Small Tools	497	314	500	500	500
605290	Other Operating Supplies	781	892	900	900	900
605500	Training-General	8,400	9,688	20,000	20,000	20,000
605510	Tuition Reimbursement	—	5,141	7,000	500	7,200
	Sub-Total	52,706	43,841	107,300	133,800	117,300
	Total	**$ 499,794**	**$ 516,693**	**$ 687,000**	**$ 713,500**	**$ 703,400**

Audio Visual Events Management—504-58-583-516-

Object #	Account Description	FY 2021 Actual	FY 2022 Actual	FY 2023 Budget	FY 2023 Revised	FY 2024 Budget
	Personnel Services					
601200	Employee Salaries	$ —	$ —	$ 162,000	$ 162,000	$ 178,800
601205	Lump Sum Payout - Accrued Time	—	—	3,900	3,900	3,000
602100	FICA & MICA	—	—	12,700	12,700	13,900
602235	Pension-Senior Mgmt	—	—	18,700	18,700	24,500
602300	Pmt In Lieu Of Insurance	—	—	5,600	5,600	5,600
602309	Basic Life	—	—	500	500	500
602311	Long-Term Disability	—	—	200	200	1,000
	Sub-Total	—	—	203,600	203,600	227,300
	Operating Expense					
603190	Prof Svcs-Other	—	—	10,000	10,000	25,000
603425	Software License & Maint	—	—	30,900	30,900	63,400
604001	Travel & Training	—	—	—	3,725	2,500
604660	R&M Computers	—	—	10,000	10,000	10,000
604998	Contingency	—	—	2,500	1,500	2,500
605252	Small Tools	—	—	400	400	400
605290	Other Operating Supplies	—	—	900	900	900
605410	Subscriptions & Memberships	—	—	800	800	800
605500	Training-General	—	—	5,000	1,275	2,500
	Sub-Total	—	—	60,500	59,500	108,000
	Total	**$ —**	**$ —**	**$ 264,100**	**$ 263,100**	**$ 335,300**

Unassigned—504-000-000-000-

Object #	Account Description	FY 2021 Actual	FY 2022 Actual	FY 2023 Budget	FY 2023 Revised	FY 2024 Budget
	Operating Expense					
604955	Interest Expense-Building	$ —	$ 572	$ —	$ —	$ —
	Sub-Total	—	572	—	—	—
	Depreciation					
605910	Depreciation-Gen Gov't	$ 236,562	$ 210,426	$ —	$ —	$ —
	Sub-Total	236,562	210,426	—	—	—
	Operating Expense					
605914	Amortization Exp - Building	$ —	$ 103,414	$ —	$ —	$ —
	Sub-Total	—	103,414	—	—	—
	Total	**$ 236,562**	**$ 314,412**	**$ —**	**$ —**	**$ —**

Object #	Account Description	Justification
Revenue		
341200	Internal Service Charge	Internal Service Fund - Revenues for this fund are reimbursed from other funds for Information Technology (IT) services.
361100	Int Earnings	Revenues received from interest and Pooled cash earnings allowance and is allocated across funds based on the cash balance of each fund as compared to the total cash, unless directly related to a specific investment instrument.
361200	Dividend Income	This represents the return earned on the Wells Fargo Government Money Market Fund Sweep account.
399999	Appropriation Of Fund Balance	This account is used to budget for a portion of fund balance needed to cover all budgeted expenses.
Expense		
601400	Overtime-General	The cost for coverage for emergencies and unanticipated personnel shortages for GAME employees.
603190	Prof Svcs-Other	This account is for professional support of vendors for computer related goods and services which are typically associated with voice and data infrastructure and incident resolution outside the scope of staff expertise.
603400	Contract Svcs-Other	CIP Project 54017-Smart City Surveillance System and Real Time Crime Center
603425	Software License & Maint	This account represents the cost for contracted software licenses and maintenance. FY24 Includes the following: DATA: ERP $385,133 Timekeeper $93,616 VMWare $72,990 Microsoft $832,000 Storage $17,032 Domains $3,300 POS System $17,000 Alerts $18,710 Email Protection $40,000 Remote Access $8,340 Intranet $49,314 Work Order System $35,000, Electronic Signature $165,820, Data Security $94,765 Back-up Solutions $0 NETWORK: Network Monitoring $6,342 Right Fax $4,500 Recording $11,114 Mobile Device Manager $20,329 Smart Net $28,000 Network Reporting $8,800 Telephonetics $1,000 Meraki w/Webex $8,200 Phone System Smart Net $37,000 SMACS $8,715 Phone System Flex $168,000 HELPDESK: Manage Engine $71,529 Website $46,492 Team Viewer $15,325 Anti-Theft $14,154 AV: Audio Visual $63,375 SECURITY: Security Monitoring/ Antivirus $216,337 Web Security Training $20,450 Q-radar $97,510 Web Filter $15,780 Fire Wall $3,100 2Factor Authentication $111,986 Pen Test $39,736 PCI Compliance $5,511 Vulnerability Scanning $53,279 DNA Fusion $11,230 Beyond Trust $10,392 Fast Pass $1,529 CCTV $10,286 Endpoint Scanning $ Cloud Firewall $3,974 PUBLIC SAFETY: Radio Support $52,105 Operational Impact funds - CIP project 54018 $76,600 = $3,075,700
604001	Travel & Training	This represents costs associated with travel and accommodations for specialized training and certification courses, workshops, continuing education or conferences for staff growth, knowledge, edification, and learning in their respective positions.
604100	Communication Services	This represents charges for allocated telephone services and general telephone items for all departments city-wide. AT&T $69,000 U-verse $1,030 Comcast $416,250 Granite $133,920 and Crown Castle $64,800 = $685,000
604106	Cellular Services	This account is for monthly fees for cell phone, tablets, and other mobile devices citywide.
604200	Postage	Postage expense for the department.
604301	Electricity Svcs	This account represents allocated costs for electricity usage.
604404	Leased Computer	This account is for the lease of Citywide computers, servers, and storage arrays.
604440	Leased Copiers	This account represents citywide costs of copiers, printers and plotters.
604500	Risk Internal Svcs Charge	This is a restricted account for allocated property and liability insurance premiums as per HR-Risk Management.
604550	Health Ins Internal Serv Chg	Funds the City's wellness program that encourage employees to adopt healthy habits through education, incentives, and an on-site clinic.
604610	Fleet Internal Svcs Charge	This account represents costs associated with repair and maintenance of City vehicles.
604646	R&M Telecomm Equip	This line item represents the repair and maintenance of city-wide voice and data equipment and infrastructure.
604660	R&M Computers	This line item represents repair and maintenance of city-wide data equipment and infrastructure. It includes items such as servers, workstations and laptops, UPS backup devices, data center maintenance, repairs to racks and KVM devices.
604905	Bank Svcs Charges	This is for analyzed bank services charges for handling Pooled cash accounts. Allocated amount is based on each fund cash balance.
604950	Employee Awards	To promote employee morale and team building for the Information Technology department staff.

Object #	Account Description	Justification
604998	Contingency	This amount is for emergency or one time unanticipated expenses.
605100	Office Supplies	Costs associated with this line item are pens, pencils, staplers, paper clips, calendars, legal pads, markers, tape, folders, labeling supplies, stamp pads, ink, highlighters, staples, staplers, binders, binding clips, inkjet cartridges, white board cleaner, CAD/DVD covers, storage boxes, etc., and other miscellaneous small desk supplies.
605220	Vehicle Fuel-On-Site	This account covers the cost of gas and oil used for city vehicles as per PW-Fleet Maintenance.
605252	Small Tools	Costs for items such as screwdrivers, wrenches, ratchets, etc., to physically repair computers, printers, telephone equipment, switches and routers.
605290	Other Operating Supplies	Costs associated with furniture and equipment costing less than $200 per item. Anticipated items are racks, tables, shelves, contingent small equipment such as vacuum, portable chairs, dollies, etc.
605410	Subscriptions & Memberships	This account is for memberships in professional associations, subscriptions to knowledge based sites for staff to retain professional and technical certifications, such as CJIS, FLGISA, CBT Nuggets, PMI, and Gartner.
605500	Training-General	This account funds training and educational costs associated with ongoing education of IT personnel, installed software/hardware, communication systems, security and public safety initiatives and certifications necessary to stay current in the latest technology and updates to all current systems. Training is specialized and technical in nature and focus is on core services leveraged in the City and would not apply to the general City training being offered; with funding equally dispersed among all 7 IT programs and integrally tied to current systems such as VMWare, Tyler, Lucity, Vermont Systems, Microsoft, Windows, Forescout, Cisco, wireless AP's, Fred Pryor Seminars, Project Management, APC Certifications, Dell Technologies, Gartner, Enterprise Connect, Cyber Security and Public Safety Certifications.
605510	Tuition Reimbursement	Education assistance to permanent employees that is associated with a certificate or degree program at a community college or state college/university. Education must be related to the employee's present position or have the ability to assist in a promotional opportunity. The cost covers books and lab fees associated with the course.
606441	Vehicle Replacement Program	This budgeted amount is for escrow for future vehicle replacements.
607186	Prin-Cisco Network Switches	This is the Principal portion for the Cisco 5 Year Lease for the Network Switch Replacement.

MIRAMAR
BEAUTY AND PROGRESS
EST 1955

This section of the annual budget presents detailed statistical information to communicate the City's overall financial status. It is broken down in five categories: Financial Trends, Revenue Capacity, Debt Capacity, Demographics and Economic Status.

Financial Trends

The information in this category is intended to assist users to understand and assess how the City's financial position has changed over the years.

- Fund Balances of Governmental Funds
- Changes in Fund Balances of Governmental Funds

Revenue Capacity

These schedules contain information to help the reader assess the City's most significant local revenue source, their property taxes.

- Assessed and Estimated Actual Values of Taxable Property
- Direct and Overlapping Property Tax Rates
- Principal Property Taxpayers
- Property Tax Levies and Collections

Debt Capacity

This section helps the reader assess the affordability of the City's current levels of outstanding debt and the ability to issue additional debt in the future.

- Ratios of Outstanding Debt by Type
- Direct and Overlapping Governmental Activities Debt

Demographic and Economic Status

Demographic and economic indicators are presented to help the reader understand the environment within which the City's financial activities take place.

- Demographic and Economic Statistics
- Principal Employers in Miramar

Source: City of Miramar 2022 Annual Comprehensive Financial Report (ACFR).

Fund balance is the difference between assets and liabilities on governmental funds which are divided into non-spendable and spendable portions. The reservation of fund balance is necessary for two reasons:

- Resources not available for spending and legal restrictions on spending
- Non-spendable fund balance includes amounts that cannot be spent because they are either (a) not in a spendable form or (b) legally or contractually required to be maintained intact

Spendable fund balance is broken down into the following categories: Restricted, Committed, Assigned and Unassigned.

Restricted Fund Balance

This includes amounts that are restricted for a specific purpose by any of the following:

- Externally imposed by grantors, laws or regulations, etc.
- Imposed in law through constitutional provisions or enabling legislation
- Enabling legislation

Committed Fund Balance

Amounts that can only be used for a specific purpose, pursuant to constraints imposed by formal action of the government's highest decision-making authority; meaning that the City Commission will have to take action to commit or de-commit any fund balance.

Assigned Fund Balance

These amounts are constrained by the government's intent to be used for specific purposes, but are neither restricted or committed.

Unassigned Fund Balance

This type of fund balance is reported in the General Fund and includes amounts that are not assigned to other funds and that are not restricted, committed or assigned to specific purposes within the General Fund.

Miramar Police Supports Autism Awareness (MPD vs Miami-Dade Softball Game)

Changes in Fund Balances of Governmental Funds

Last Ten Fiscal Years
(Modified Accrual Basis of Accounting - Amounts Expressed in Thousands)

Revenues	FY 2013	FY 2014	FY 2015	FY 2016	FY 2017	FY 2018	FY 2019	FY 2020	FY 2021	FY 2022
Taxes	$ 62,920	$ 66,325	$ 71,479	$ 74,942	$ 79,924	$ 83,779	$ 91,021	$ 94,203	$ 98,410	$103,744
Special Assessments	15,955	15,714	16,321	19,150	20,577	20,764	21,169	21,441	21,832	22,158
Licenses & Permits	6,261	4,161	5,090	5,062	6,934	8,623	8,589	11,845	11,131	14,756
Inter-Governmental	29,935	19,711	20,545	22,174	23,468	27,460	29,739	23,355	41,487	43,708
Charges for Services	9,773	10,328	10,877	15,497	17,120	18,866	18,203	17,140	17,811	20,980
Fines & Forfeitures	1,301	952	1,017	1,058	1,080	1,199	1,033	601	473	378
Impact Fees	1,959	1,769	910	737	2,210	689	2,462	5,519	5,486	4,531
Interest Income	198	388	674	535	939	1,500	2,380	1,114	151	1,277
Developer Contributions	—	—	—	—	35	232	—	124	176	1,163
Miscellaneous	3,472	2,937	5,112	2,943	2,628	2,605	3,165	2,505	2,717	2,743
Total Revenues	**$ 131,774**	**$122,285**	**$132,025**	**$142,098**	**$154,915**	**$165,717**	**$177,761**	**$177,847**	**$199,674**	**$215,438**
Expenditures										
General Government	$ 19,107	$ 20,063	$ 20,218	$ 21,641	$ 26,555	$ 28,042	$ 28,268	$ 30,205	$ 32,935	$ 35,604
Public Safety (1)	68,500	71,272	71,211	73,336	81,083	86,677	90,213	94,762	103,322	104,537
Physical Environment (2)	2,111	1,198	1,321	1,391	3,581	6,206	4,899	1,546	1,332	1,472
Transportation (2)	3,355	4,159	3,285	3,205	3,568	3,426	3,671	3,831	3,711	4,157
Economic Environment (1)	1,944	2,673	2,914	3,267	2,043	2,594	3,126	3,785	3,828	5,558
Community Services (1) (5)	—	—	—	—	—	—	—	6,499	6,080	—
Social Services (4) (5)	1,540	2,057	2,414	5,196	5,794	6,187	6,490	—	—	6,555
Cultural Arts (4)	—	—	—	3,133	3,173	3,356	3,821	3,346	2,782	3,918
Parks and Recreation (1)	8,022	8,516	10,326	11,086	13,126	13,461	13,775	13,083	13,875	15,479
Non-Departmental	—	—	—	—	—	—	—	—	—	—
Grants and Aid	11,129	123	230	105	119	169	356	1,812	901	322
Capital Outlay	7,992	8,716	14,733	28,207	22,910	12,635	15,211	17,536	6,720	13,758
Debt Service	19,418	9,449	98,605	8,488	10,549	13,129	13,268	13,824	14,312	12,541
Total Expenditures	**$ 143,118**	**$128,226**	**$225,257**	**$159,055**	**$172,501**	**$175,882**	**$183,098**	**$190,229**	**$189,798**	**$203,901**
Excess/Deficiency	$ (11,344)	$ (5,941)	$(93,232)	$(16,957)	$(17,586)	$(10,165)	$ (5,337)	$(12,382)	$ 9,876	$ 11,537
Other Financing Sources:										
Transfer In	$ 27,987	$ 12,686	$ 11,276	$ 15,511	$ 13,006	$ 14,625	$ 16,326	$ 17,359	$ 30,152	$ 26,188
Transfer Out	(30,398)	(16,402)	(14,673)	(13,617)	(13,713)	(14,625)	(16,326)	(17,359)	(30,152)	(28,750)
Issuance of Debt (3)	59,815	—	79,595	2,232	11,999	—	773	10,000	51,000	20,758
Payment to escrow agent (6)	—	—	—	—	—	—	—	—	(50,527)	(5,391)
Premium on Issuance of Debt (3)	190	—	7,209	—	—	—	—	—	—	—
Sale of capital assets	—	—	—	—	185	—	—	—	1,488	—
Total other financing sources (uses)	57,594	(3,716)	83,407	4,126	11,477	—	773	10,000	1,961	12,775
Net Change in Fund Balance	**$ 46,250**	**$ (9,657)**	**$ (9,825)**	**$(12,831)**	**$ (6,109)**	**$(10,165)**	**$ (4,564)**	**$ (2,382)**	**$ 11,837**	**$ 24,312**
Debt Service as a % of Non Capital Expenditures	13.19 %	7.72 %	45.80 %	6.32 %	6.82 %	7.85 %	7.62 %	7.72 %	7.77 %	6.47 %

(1) Beginning FY2013, revenues and expenditures previously classified under Community Services were reclassed to parks and recreation, economic environment, and public safety.
(2) Beginning in FY2013, revenues and expenditures previously classified under physical environment were reclassed to transportation.
(3) In FY15, $79.6M in Capital Improvement Refunding Revenue Bonds, Series 2015 were issued to current refund $3.6M and $83.9M in then outstanding Public Service Tax Revenue Bonds, Series 2003, and Capital Imp. Revenue Bonds, Series 2005, respectively.
(4) Beginning in FY 2016, Cultural Arts and Early Childhood operations were transferred to the General Fund and are included under the functional classifications of cultural arts and social services, respectively.
(5) Beginning in fiscal year 2020, revenue and expenditures previously classified under the function social services and included under the function community services.
(6) In FY21, $51 million Taxable Special Obligation refunding Bonds, Series 2021, were issued to advance refund $47.7 million Special Obligation Refunding and Improvement Revenue Bonds, Series 2013. Source: City of Miramar FY2022 ACFR; p.163

Last Ten Fiscal Years

(Modified Accrual Basis of Accounting - Amounts Expressed in Thousands)

	FY 2013	FY 2014	FY 2015	FY 2016	FY 2017	FY 2018	FY 2019	FY 2020	FY 2021	FY 2022
General Fund:										
Non-spendable	$ 109	$ 99	$ 210	$ 153	$ 123	$ 1,824	$ 1,713	$ 1,878	$ 75	$ 191
Restricted	—	—	—	—	—	—	—	—	1,014	6,314
Committed	—	14,620	15,115	16,309	18,340	19,070	20,383	23,252	24,715	27,426
Assigned	18,275	5,092	4,993	9,527	6,922	6,479	9,567	9,927	15,831	19,586
Unassigned	9,437	5,075	8,923	12,026	10,684	7,976	8,585	—	5,686	7,586
Total General Fund	**$ 27,821**	**$ 24,886**	**$ 29,241**	**$ 38,015**	**$ 36,069**	**$ 35,349**	**$ 40,248**	**$ 35,057**	**$ 47,321**	**$ 61,103**
All other Governmental										
Non-spendable	207	4	1	—	3,895	3,312	—	—	—	—
Restricted	86,523	79,999	65,819	44,214	38,009	28,967	22,091	24,403	23,976	34,055
Assigned	—	—	—	—	—	—	—	—	—	—
Unassigned, reported in:										
Special Revenue Funds	(9)	(4)	(1)	—	(1,853)	(1,673)	(948)	(451)	(451)	—
Capital Projects Funds	—	—	—	—	—	—	—			
Total All Other Governmental Funds	**$ 86,721**	**$ 79,999**	**$ 65,819**	**$ 44,214**	**$ 40,051**	**$ 30,606**	**$ 21,143**	**$ 23,952**	**$ 23,525**	**$ 34,055**
Total Governmental Funds	**$114,542**	**$104,885**	**$ 95,060**	**$ 82,229**	**$ 76,120**	**$ 65,955**	**$ 61,391**	**$ 59,009**	**$ 70,846**	**$ 95,158**

Note: The City implemented GASB Statement No.54 beginning fiscal year ending September 30, 2010.
Source: City of Miramar FY2022 ACFR; p.162

Assessed Values of Taxable Property

Fiscal Year	Real Property	Personal Property	Total Assessed Value	Total Change	% Change from Prior Year
2015	$ 7,054,091,620	$ 387,432,520	$ 7,441,524,140	$ 486,720,861	7.0%
2016	7,542,042,770	415,820,113	7,957,862,883	516,338,743	6.9%
2017	8,194,349,440	443,446,236	8,637,795,676	679,932,793	8.5%
2018	8,827,421,120	444,667,461	9,272,088,581	634,292,905	7.3%
2019	9,417,874,970	429,992,165	9,847,867,135	575,778,554	6.2%
2020	9,873,870,150	446,676,851	10,320,547,001	472,679,866	4.8%
2021	10,426,972,350	445,681,075	10,872,653,425	552,106,424	5.3%
2022	10,922,159,410	433,971,628	11,356,131,038	483,477,613	4.4%
2023	12,130,501,090	455,441,193	12,585,942,283	1,229,811,245	10.8%
2024	$ 13,590,348,320	$ 468,215,701	$ 14,058,564,021	$ 1,472,621,738	11.7%

Note: Property tax rates are based on each $1,000 of net assessed value.
Note: Broward County properties are reassessed on an average once a year. The County assesses property at approximately 85-100% of actual value, as required by Florida law.

Source: https://bcpa.net/Includes/Downloads/2023/CompletedDR420s/Miramar.pdf

Total Assessed Value

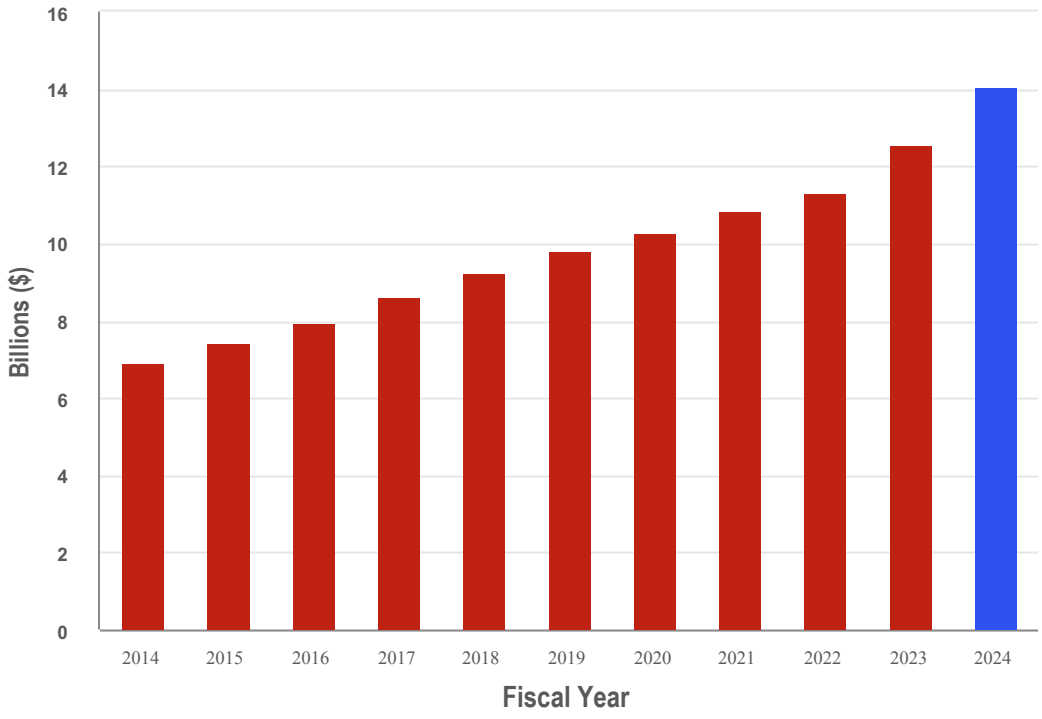

Assessed Value for the City of Miramar increased by 11.7% compared to fiscal year 2023.

Property Tax Levies and Collections

Last Ten Fiscal Years

Fiscal Year	Total Tax Levy	Current Tax Collections	Percentage of Levy	Delinquent Tax Collections in Subsequent Years	Total Tax Collections	Percentage of Levy
2013	$ 43,025,597	$ 41,216,497	95.80%	$ 35,857	$ 41,252,354	95.88%
2014	44,985,950	43,231,304	96.10%	1,332,063	44,563,367	99.06%
2015	50,266,100	48,049,334	95.59%	25,945	48,075,279	95.64%
2016	53,868,885	51,631,178	95.85%	24,310	51,655,488	95.89%
2017	58,501,360	56,146,772	95.98%	35,490	56,182,262	96.04%
2018	62,689,618	59,967,326	95.66%	33,531	60,000,857	95.71%
2019	70,019,480	67,034,330	95.74%	22,645	67,056,975	95.77%
2020	73,390,469	70,240,360	95.71%	—	70,240,360	95.71%
2021	77,277,141	73,923,436	95.66%	—	73,923,436	95.66%
2022	$ 80,764,780	$ 77,399,719	95.83%	$ —	$ 77,399,719	95.83%

(1) Collections do not include discount amounts.
Source: Broward County Property Appraiser (BCPA) DR420; City of Miramar FY2022 ACFR; p.167 (Schedule 8 - Property Tax Levies and Collections)

Principal Taxpayers

Taxpayer	2022 Taxable Assessed Value	% of Total Taxable Assessed Value	Rank
Sunbeam Properties Inc/Sunbeam Dev. Corp.	$ 500,021,570	4.41%	1
Florida Power & Light	122,631,539	1.08%	2
FC Miramar Phase I LLC	122,554,114	1.08%	3
CH Realty VII-PSREG FT Lauderdale Solano LLC	101,115,162	0.89%	4
Luma at Miramar LLC	82,276,849	0.73%	5
MTC Property Corp.	79,393,207	0.70%	6
South Broward Hospital District	71,107,630	0.63%	7
BPP Alphabet MF Miramar LLC	66,824,465	0.59%	8
Bel Miramar LLC	65,216,531	0.57%	9
Windsor At Miramar I LLC & (II)	63,405,330	0.56%	10
Total	**$ 1,274,546,397**	**11.24%**	

Source: City of Miramar FY2022 ACFR; p.166 (Schedule 7 - Principal Property Taxpayers)

Direct and Overlapping Property Tax Rates

Last Ten Fiscal Years

Fiscal Year	City of Miramar Millage*	Overlapping Rates: School Board (Operating & Debt)	Broward County Operating	Broward County Debt	South Florida Water Management District	South Broward Hospital District	Other	Total Direct & Overlapping Rates
2014	6.4654	7.4800	5.4400	0.2830	0.4110	0.4000	0.5227	21.0021
2015	6.7654	7.4380	5.4584	0.2646	0.3842	0.1863	0.5227	21.0196
2016	6.7654	7.2740	5.4741	0.2489	0.3551	0.1750	0.5202	20.8127
2017	6.7654	6.9063	5.4474	0.2216	0.3307	0.1615	0.5202	20.3531
2018	6.7654	6.5394	5.4623	0.2067	0.3100	0.1496	0.5202	19.9536
2019	7.1172	6.4029	5.4792	0.1898	0.2936	0.1414	0.5202	20.1443
2020	7.1172	6.7393	5.4878	0.1812	0.2795	0.1260	0.5202	20.4512
2021	7.1172	6.5052	5.4999	0.1691	0.2675	0.1199	0.5202	20.1990
2022	7.1172	6.1383	5.5306	0.1384	0.2301	0.1010	0.4820	19.7376
2023	**7.1172**	**6.6156**	**5.5492**	**0.1198**	**0.2301**	**0.0937**	**0.4788**	**20.2044**

Note: Millage is the property tax rate based on each $1,000 of net assessed value.
Source: BCPA Final Adopted Millage Rates

Hyperlink: https://bcpa.net/Includes/Downloads/2023/2023%20Final%20Millage%20Rate%20Table.pdf

City of Miramar Millage Rate

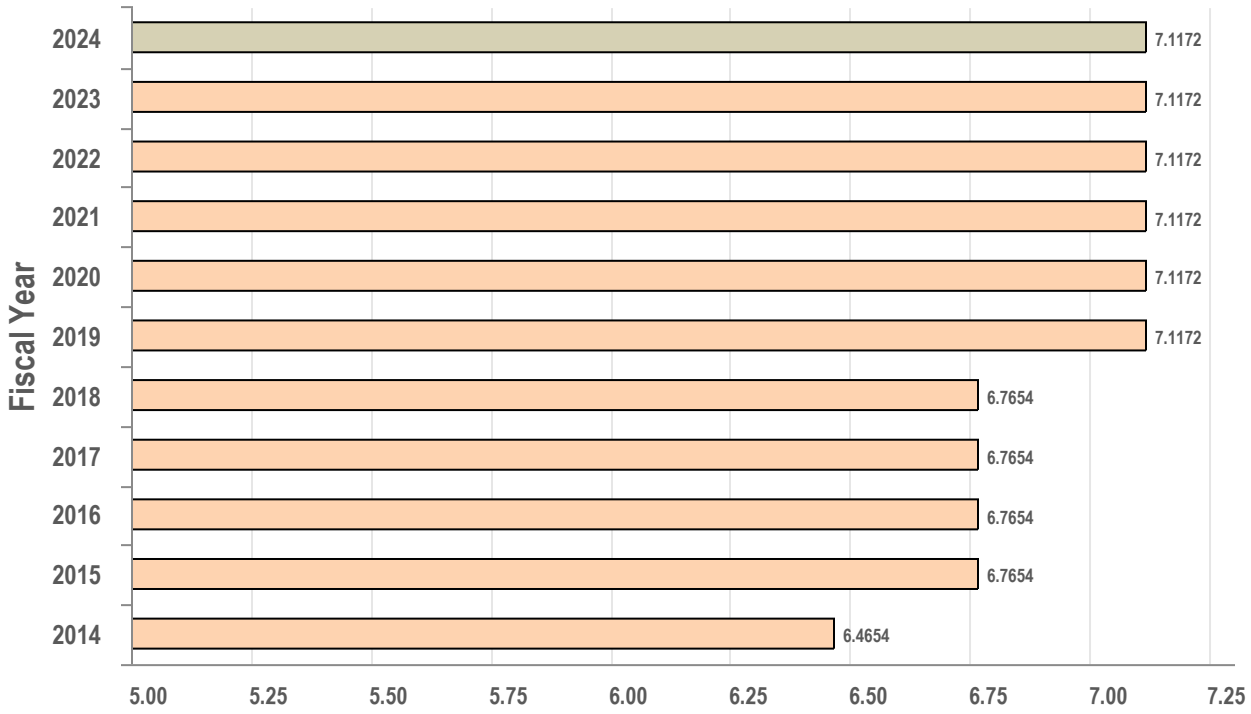

Ratios of Outstanding Debt by Type

	Governmental Activities					Business-Type Activities							
Fiscal Year	Revenue Bonds	Special Assessments	Notes Payable	Capital Leases	Lease Obligations (2)	Revenue Bonds	Special Assessments	Notes Payable	Revolving Loan	Capital Leases	Total Primary Government	% of Personal Income	Per Capita
2013	153,935	0	6,087	784	0	55,876	0	0	13,062	34	229778	7.64 %	1,817
2014	151,265	0	5,407	445	0	54,507	0	0	12,151	0	223775	7.00 %	1,742
2015	146,594	0	4,711	286	0	53,377	0	0	11,329	0	216297	7.04 %	1,637
2016	145,128	0	4,000	2,204	0	51,799	0	0	10,660	0	213791	5.97 %	1,595
2017	135,595	0	12,864	5,437	0	50,235	0	0	10,028	0	214159	6.44 %	1,572
2018	137,081	0	11,235	4,665	0	48,618	0	0	22,693	0	224292	5.71 %	1,636
2019	126,060	0	9,566	4,366	0	40,795	0	0	35,387	0	216174	5.71 %	1,557
2020	126,324	0	17,575	3,257	0	45,017	0	0	45,899	0	238072	6.16 %	1,767
2021	123,854	0	15,391	2,160	0	43,099	0	0	53,741	0	238245	5.79 %	1,752
2022	118,173	0	21,485	10,463	1,144	41,131	0	0	51,287	0	243683	5.40 %	1,763

Source: City of Miramar FY2022 ACFR; p.169 (Schedule 10 - Ratios of Outstanding Debt by Type)

Direct and Overlapping Governmental Debt

Governmental Unit	Net Debt Outstanding 9/30/2022	Percentage Applicable to City of Miramar	Amount Applicable to City of Miramar
Debt repaid with property taxes:			
Broward County, Florida	$ 72,313,000 (1)	5.12%	$ 3,703,147
Broward County School Board	884,660,000 (2)	4.78%	42,294,632
Other debt:			
Broward County Special Obligation Bonds	1,200,155,000	5.12%	61,459,910
Broward County Loans Payable and Other Obligations	65,935,000	5.12%	3,376,530
Broward County Capital Leases	43,934,000	5.12%	2,249,859
Broward County School Board Capital Outlay Bonds	3,984,000	4.78%	190,471
Broward County School Board Certificates of Participation	1,532,335,000	4.78%	73,259,269
Broward County School Board Equipment Finance Agreements	124,566,000	4.78%	5,955,365
Broward County School Board Capital Leases	2,633,000	4.78%	125,881
Subtotal, overlapping debt			192,615,063
Other direct debt:			
City of Miramar, Florida	$ 151,265,000	100.00%	151,265,000
Total Direct and overlapping Debt			$ 343,880,063

Note: The percentage of overlapping debt is estimated using taxable assessed property values. Value that is within the City boundaries is divided by the County's and School Board's total taxable assessed value.

Source: City of Miramar FY2022 ACFR; p.170 (Schedule 11 - Direct and Overlapping Governmental Activities Debt)
(1) Broward County, Florida
(2) School Board of Broward County, Florida

Demographic and Economic Statistics

Last Ten Fiscal Years

Fiscal Year	Broward County Population (1)	Miramar Population (1)	School Enrollment (2)	Unemployment Rate (3)	Median Household Income (4)	Per Capita Personal Income (4)	Median Age (4)
2014	1,783,757	128,432	23,718	6.3%	62,649	24,901	35
2015	1,802,891	132,096	23,589	4.7%	67,291	23,269	35
2016	1,896,425	134,037	23,093	4.6%	70,133	26,723	37
2017	1,873,970	136,246	22,675	3.8%	61,767	24,408	39
2018	1,897,976	137,107	22,781	2.7%	70,381	28,656	36
2019	1,919,644	138,837	21,574	2.8%	68,293	27,275	36
2020	1,942,700	138,873	20,927	7.8%	70,669	28,697	37
2021	1,944,375	138,873	26,083	4.6%	75,079	30,237	36
2022	1,955,375	136,007	23,080	3.0%	70,477	29,293	38
2023	1,969,099	138,237	17,369	2.6%	75,200	32,509	38

Source: (1) Office of Economic & Demographic Research
(2) School Board of Broward County
(3) State of Florida LAUS
(4) American Fact Finder ACS, U.S. Bureau of Census
(5) National Center for Education Statistics (NCES)

City of Miramar Population History

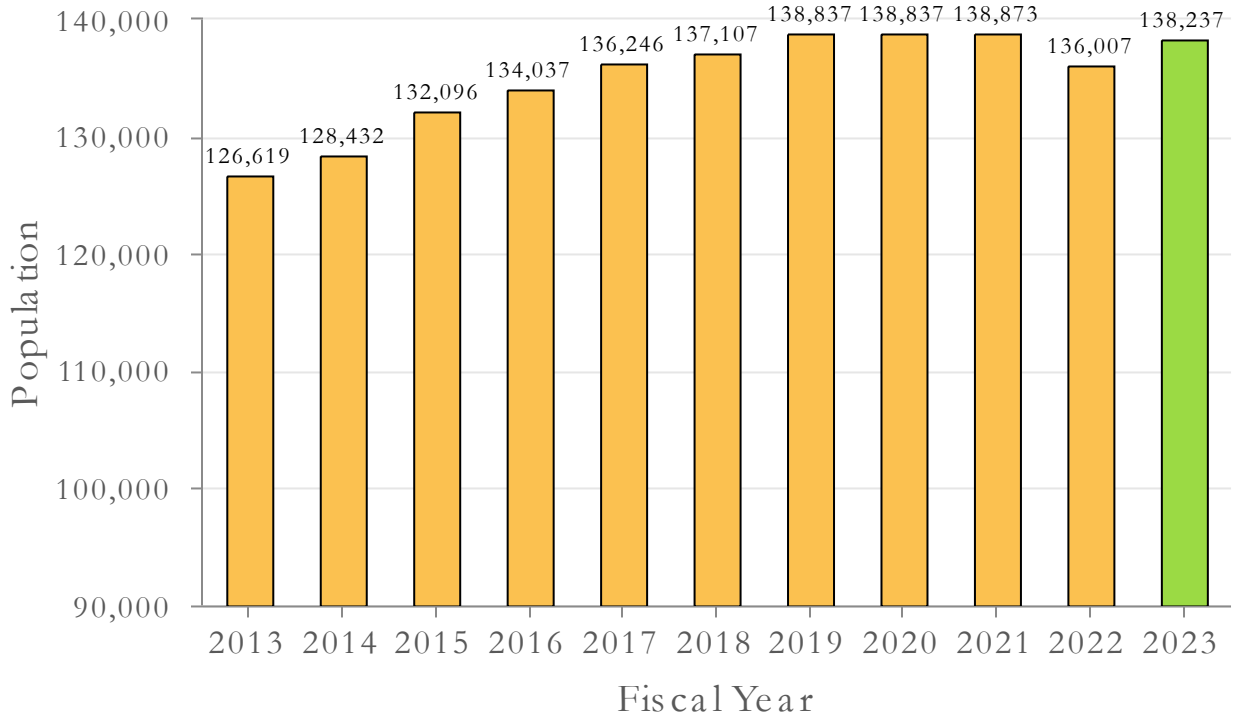

School Enrollment

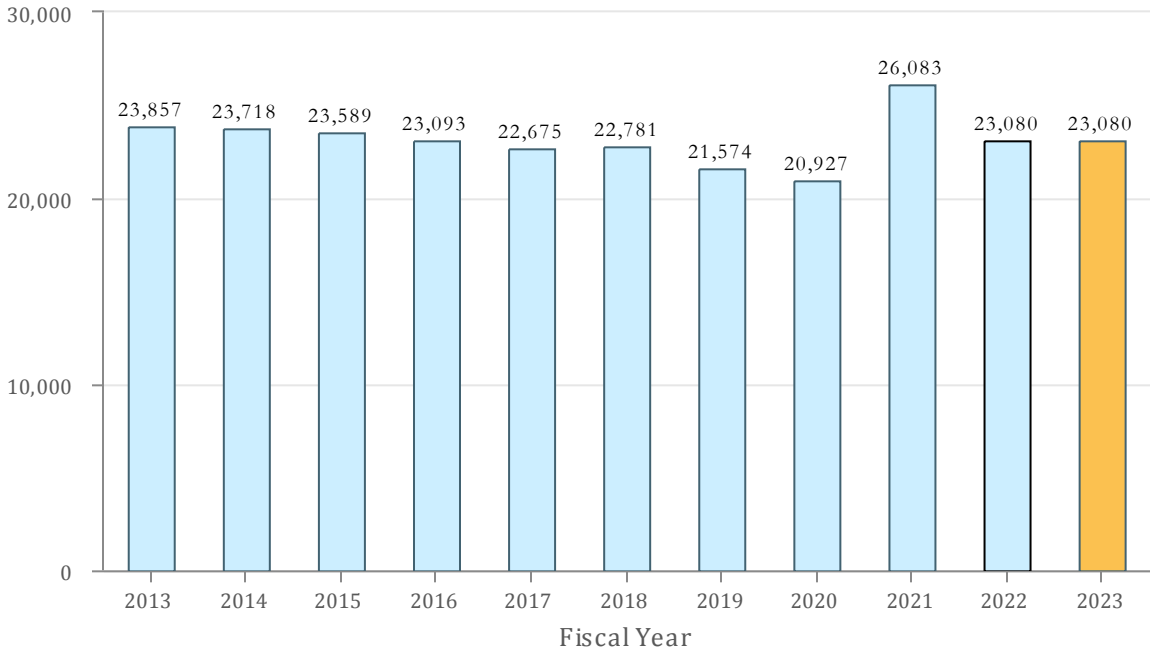

The number of students enrolled for 2023 includes: 6,867 (High School), 7,950 (Grades 5-8), 6,528 (Grades 1-4), and 1,735 (Kindergarten).

Unemployment Rate

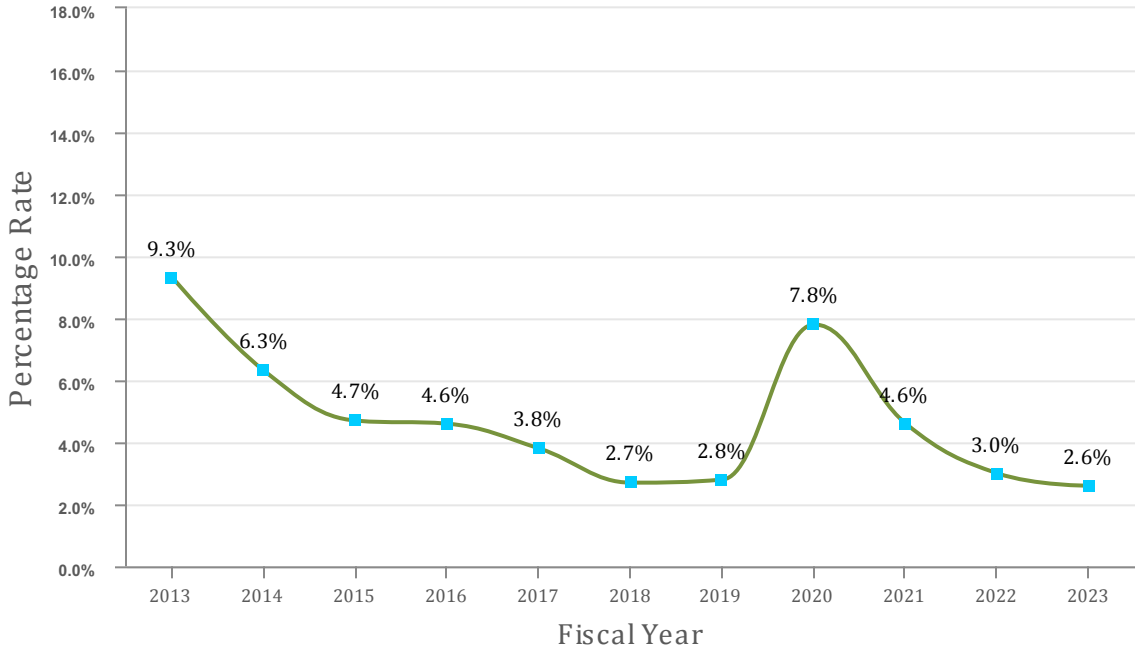

Source: U.S. Department of Labor, Bureau of Labor Statistics, Local Area Unemployment Statistics program, in cooperation with the Fla Dept of Economic Opportunity/Bureau of Labor Market Statistics.

Major Employers

Company Name	Number of Employees	Type of Service	Company Name	Number of Employees	Type of Service
MEMORIAL HEALTHCARE SYSTEM	1300	Healthcare	DADE MEDICAL., INC.	128	Medical
SOUTHERN GLAZER'S WINE AND SPIRITS	1130	Retail	COMPU PAY, INC	125	Payroll
COMCAST OF SOUTH FLORIDA	1025	Telecommunica	ROSS UNIVERSITY SCHOOL OF MEDICINE	123	School
ROYAL CARIBBEAN CRUISES LTD	1000	Cruises	MARITIME TELECOMMUNICATIONS	122	Technology
SPIRIT AIRLINES INC.	976	Airline	ONE HOME CARE SOLUTIONS	114	Medical
PUBLIX SUPER MARKETS, INC # 1699	896	Grocery	APPL, LLC DBA PRIMROSE SCHOOL OF	113	School
CARNIVAL CORPORATION	750	Cruise	KOHL'S #1248	112	Retail
WALGREENS #4580-2	727	Retail	UNITED TRANZACTIONS, LLC	111	Payment
INTERACTIVE RESPONSE	707	Clinical trials	AERO ACCESSORIES & REPAIRS, INC	110	Aviation
QUEST DIAGNOSTIC INC	570	Healthcare	NEIMAN MARCUS	110	Retail
JL AUDIO INC	514	Technology	US POSTAL INSPECTION SERVICE	109	Currier
INDEMNITY SECURITY &	420	Security	PROPULSION TECHNOLOGIES	105	Aviation
VITAS HEALTHCARE CORP	411	Healthcare	TEXAS ROADHOUSE	105	Restaurant
BREAKTHRU BEVERAGE	364	Retail	DEPUY SYNTHES PRODUCTS INC	103	Medical
ARISE VIRTUAL SOLUTIONS INC.	353	Virtual	SIMTEC SILICONE PARTS, LLC	98	Manufacturing
WALMART STORES EAST LP #1511 W/	318	Retail	ROSS DRESS FOR LESS, INC #827	95	Retail
CONVEY HEALTH SOLUTIONS,INC	309	Technology	STANLEY BLACK & DECKER, INC	95	Tools
SOUTHERN WINE & SPIRITS OF	300	Retail	THE FRAGRANCE OUTLET, INC	93	Retail
SAM'S CLUB #7191	282	Retail	WINN DIXIE STORES, INC #250	92	Grocery
FANATICS, INC	271	Technology	CHAMBERLAIN UNIVERSITY LLC	90	School
PROGRESSIVE CASUALTY INSURANCE	254	Insurance	TRANE US, INC	90	Manufacturing
NUTRITION FORMULATORS, INC	253	Supplementary	CONSILIO SERVICES, LLC	89	Technology
INKTEL CONTACT CENTER SOLUTIONS	250	Call center	J C WHITE OFFICE FURNITURE	87	Furniture
AVEVA DRUG DELIVERY SYSTEMS	236	Pharmaceutical	BENIHANA	86	Restaurant
FEDERAL EXPRESS CORPORATION	229	Currier	LA CARRETA RESTAURANT	85	Restaurant
BOKAMPERS SPORTS BAR & GRILL	216	Restaurant	SPACE COAST CREDIT UNION	83	Bank
JOHNSON CONTROLS FIRE	215	Fire	PRESIDENTE SUPERMARKET NO 35, INC	80	Grocery
SOMERSET ACADEMY CENTRAL	213	School	EASYWORKFORCE SOFTWARE INC	79	Technology
ONE HOME MEDICAL EQUIPMENT LLC	208	Medical	EVOKE WELLNESS LLC	72	Medical
GLADES WEST REHAB & NURSING	200	Medical	SPROUTS FARMERS MARKET	69	Grocery
HAMILTON SUNDSTRAND WORLDWIDE	190	Aircraft	MARSHALLS #207	68	Retail
MAERSK	190	Logistics	WAI Global	66	Hardware
THE HOME DEPOT #6353	185	Retail	EDWARD DON & COMPANY	65	Culinary Supply
CHICK-FIL-A	184	Restaurant	TOMMY HILFIGER WAREHOUSE #953	65	Retail
TROPICAL FINANCIAL CREDIT UNION	184	Bank	TRANSCORE ITS, LLC	64	Transportation
VSE AVIATION SERVICES INC	182	Aviation	PAYCHEX NORTH AMERICA, INC	63	HR solutions
MCDONALD'S	180	Restaurant	WOB MIRAMAR, LLC DBA WORLD OF	61	Restaurant
FLORIDA SUPPLEMENT, LLC	175	Nutraceuticals	STAPLES CONTRACT & COMMERCIAL,	57	Retail
SIEMENS INDUSTRY, INC	175	IT	CHILI'S GRILL & BAR	55	Restaurant
TARGET STORE T-1512	174	Retail	CLEAR SPR	55	Medical
4 BEST BUSINESS CORP	162	IT	JESUS MINISTRIES FAMILY WORSHIP	55	Worship
US GAS & ELECTRIC INC	156	Gas and Energy	AMCOR RIGID PLASTICS USA, INC.	54	Manufacturing
ATENTO	154	Technology	CENTERWELL PHARMACY INC	54	Pharmacy
NBC SUBSIDIARY (WTVJ-TV)LP	151	Cable	OPTION CARE ENTERPRISES INC	54	Pharmacy
TRINITY HEALTH CARE SERVICE	150	Healthcare	BLUE WAVE COMMUNICATIONS, LLC	53	Telecommunica
JOHNSON CONTROLS, INC	147	Building/	RADIOLOGY ASSOCIATES OF	52	Medical
CLARO ENTERPRISE SOLUTIONS LLC	144	Telecom Service	HERMAN ELECTRONICS, INC	51	Manufacturing
TELEMUNDO OF FLORIDA, INC	142	TV	CALVIN KLEIN WAREHOUSE #953	50	Retail
VOHRA WOUND PHYSICIANS	142	Healthcare	FLANIGAN'S	50	Restaurant
WATSON THERAPEUTICS, INC	141	Medical	HUEY MAGOO'S	50	Restaurant
HUMANA MEDICAL PLAN, INC	133	Medical	IJL US, LLC	50	Dating
UNITED DATA TECHNOLOGIES, INC	132	IT			

Major employers for the City of Miramar with 50 employees or higher.

Source: City of Miramar, Financial Services Dept-Business Tax; e-mail: businesstax@miramarfl.gov

Comparison to Other Local Municipalities

Municipality	Total All Funds Operating Budget FY 24 Budget (1)	General Fund Budget FY 24 Budget (1)	Number of Employees-FTE's FY 24 Budget (1)	Estimated Population FY 2024 (2)	Millage Rate Operating | Debt Service FY 2024 (3)	Fire Protection Assessment Fee (3) Single | Multi Family Homes	Mobile Homes	Commercial | Industrial/ Warehouse	Institutional | Educational	Solid Waste Rate per Year (1)
Coral Springs	*262,477,680*	*169,957,982*	870.0	*134,816*	*6.0232 | 0.1931**	*262.72*	—	*31.73 |4.20 per 100 sq ft*	*51.32 per 100 sq ft*	*370.00*
Hollywood	779,369,869	361,955,722	1,396.0	154,909	7.4665 | 0.6181*	312.00	—	679 | 80**	878.00**	558.00
Miramar	***381,138,441***	***216,891,518***	***1,153.5***	***138,237***	***7.1172***	***479.21***	***221.44***	***0.7329 | 0.1794 per sq ft***	***0.3751 per sq ft***	***365.52***
Pembroke Pines	517,841,212	252,688,386	750.5	171,309	5.8000 | 0.3835*	373.95	—	0.5862 | 0.1097 per sq ft	0.5146 per sq ft	325.80
Plantation	252,232,634	131,416,909	1,098.0	94,048	5.8000 | 0.2813*	—	—	—	—	399.48
Sunrise	$544,564,050	$170,071,230	1188.91	97,479	6.0543 | 0.3787*	279.50	—	481.00 | 77.00 **	724.00**	207.60
Town of Davie	$33,205,851	$188,957,831	874	106,989	5.6250 | 0.2020*	296.00	—	0.6712 | 0.0878 sq ft	0.6712| 0.1216 sq ft	360.61
Weston	$177,600,500	$64,369,500	341	68,318	3.3464	638.44 | 654.61	—	1,269.74 | 432.49**	—	422.23

Millage rate is the tax rate for every $1,000 of assessed property value
**Includes debt service millage rate*
***<=1,999 sq.ft. Rates increase based on various tiers per 2,000 sq.ft.*

Source: *(1) Various Cities Budgets*
(2) EDR (Office of Economic & Demographic Research)
(3) Broward County Property Appraiser (BCPA)

Hyperlink: ***http://edr.state.fl.us/content/local-government/data/county-municipal/2022adjpops.pdf***

Comparison of Other Cities Taxable Value

Municipality	FY 2023 Gross Taxable Value	FY 2024 Gross Taxable Value	Amount Change	% Change from Prior Year
Coral Springs	$ 12,789,737,023	$ 13,941,744,451	$ 1,152,007,428	9.01%
Hollywood	21,001,968,219	23,286,087,150	2,284,118,931	10.88%
Miramar	***12,585,942,283***	***14,058,564,021***	***1,472,621,738***	***11.70%***
Pembroke Pines	16,100,736,829	17,485,213,828	1,384,476,999	8.60%
Plantation	11,678,873,997	12,820,710,029	1,141,836,032	9.78%
Sunrise	9,375,933,382	10,073,232,571	697,299,189	7.44%
Town of Davie	12,494,575,904	13,774,025,237	1,279,449,333	10.24%
Weston	$ 10,540,297,532	$ 11,386,666,958	$ 846,369,426	8.03%

Source: BCPA, Form DR-420, Certification of Taxable Value

Hyperlink: ***https://bcpa.net/Folder.asp?page=2023CompletedDR420s***

Account A financial reporting unit used to identify an individual asset, liability, expenditure control, revenue control, encumbrance control, or fund balance. All budgetary transactions are recorded in accounts.

Accrual Basis of Accounting A method of accounting that recognizes revenues and expenditures when service occurs, regardless of the timing of related cash flows.

Administrative Charge Payment from one fund to another primarily for services provided.

Ad Valorem Tax A tax levied on the assessed value of real estate and personal property. This tax is also known as property tax.

Adopted Budget The formal process through which the City Commission approves the proposed budget.

Amended Budget Adjustment to the adopted budget and approved by the City Commission.

American Rescue Plan Act (ARPA) President Biden's plan to provide direct relief to Americans, contain COVID-19, and rescue the economy.

Annual Comprehensive Financial Report (ACFR) The official annual report that presents the City's financial status in a standardized format. It is organized by Governmental and Business Type Activities, and contains two basic types of information: a balance sheet that compares assets with liabilities and fund balance and an operating statement that compares revenues and expenditures.

Appropriation An authorization granted by a legislative body to purchase goods or services for specific purposes. An appropriation is limited in amount and as to the time it may be expended.

Assessed Property Value The value set upon real estate or other property by the County Assessor and the State as a basis for levying taxes.

Audit An independent examination of financial information of any entity with a view to express an opinion thereon.

Balanced Budget A budget in which total approved revenues equal total approved expenditures for the fiscal year.

Basis of Accounting The timing of recognition, that is, when the effects of transactions or events should be recognized for financial reporting purposes. It is an essential part of measurement focus because a particular timing of recognition is necessary to accomplish a particular measurement focus.

Bond A written promise, generally under seal, to pay a specified sum of money, called the face value, at a fixed time in the future, called the date of maturity, and carrying interest at a pre-determined rate, usually payable periodically.

Bond Anticipation A short-term interest-bearing note issued by a government in anticipation of bond proceeds to be received at a later date.

Budget A plan of financial operation embodying an estimate of proposed expenditures for a given period and the proposed means of financing them. The term usually indicates a financial plan for a single fiscal year.

Budget Calendar A schedule of key dates which the City follows for the preparation, adoption and administration of the budget.

Budget Message A general discussion of the proposed budget as presented in writing by the budget-making authority to the legislative body.

Budgetary Basis of Accounting The method used to determine when revenues and expenditures are recognized for budgetary purposes.

Budgetary Control The control or management of a government or enterprise in accordance with an approved budget for the purpose of keeping expenditures within the limitations of available resources.

Business-type Activities One of two classes of activities reported in the government-wide financial statements. It is financed in whole or in part by fees charged to external parties for goods or services. These activities are usually reported in enterprise funds.

Business Plan A written document outlining how the City sources will be applied to achieve the strategic plan.

Capital Equipment Physical plant and equipment with an expected life of five years or more.

Capital Expenditure Is for the acquisition of infrastructure, park development, building, construction or expansion, and addition to fixed assets with an estimated cost of $100,000 or more.

Capital Lease An agreement conveying the right to use property, plant or equipment usually for a stated period of time where the lessee assumes all the risks and rewards of ownership.

Capital Improvement Program (CIP) An official statement of public policy regarding long-range capital development for expenditure of $100,000 or more. It is the City's Five Year Plan and supports the City's Comprehensive Plan.

Chart of Accounts The classification system used by a city to organize the accounting for various funds, based on the State of Florida Uniform Accounting System Manual.

Comprehensive Plan A plan adopted by the legislative body which governs the growth and/or development of a community. It may include land use, transportation, environmental, or other component plans.

Contingency A budgetary reserve to provide for emergency or unanticipated expenditures.

Debt Service The payment of principal and/or interest on borrowed funds such as bonds and loans.

Debt Service Fund A governmental fund used to account for the accumulation of resources for, and the payment of, general long-term debt principal and interest, and related costs.

Defeasance The netting of outstanding liabilities and related assets on the statement of position in financial reporting. Only the new debt, if any is reported as a liability. Most refunding result in the defeasance of the refunded debt.

Departmental Capital Outlay Expenditures for the acquisition of fixed assets costing more than $5,000 and less than $100,000.

Depreciation The decrease in value of physical assets due to usage or expiration of service. In governmental accounting, depreciation may be recorded in proprietary funds and trust funds where expenses, net income, and/ or capital maintenance are measured.

Designated Funds that have been identified for a specific purpose. This differs from reserved funds, in that there is no legal requirement for funds that have been designated.

Designated Unreserved Fund Balance Management's intended use of available expendable financial resources in governmental funds reflecting actual plans approved by the government's senior management. Designations that reflect a government's self-imposed limitations on the use of otherwise available expendable financial resources in governmental funds.

Developer Fees Charged to developers to cover, in whole or in part, the anticipated cost of improvements that will be necessary as a result of the development (e.g., parks, sidewalks).

Distinguished Budget Presentation Awards Program A voluntary program administered by the Government Finance Officers Association (GFOA) to encourage governments to publish efficiently organized and easily readable budget documents and to provide peer recognition and technical assistance to the fiscal officers preparing them.

Effectiveness A term used in connection with the evaluation of internal controls and performance measurement. The degree to which an entity, program, or procedure is successful at achieving its goals and objectives.

Efficiency A term used in connection with the evaluation of internal controls and performance measurement. The degree to which an entity, program, or procedure is successful at achieving its goals and objectives with the least use of scarce resources. Efficiency necessarily presupposes effectiveness.

Enterprise Fund A self supporting fund established to account for activities supported by a user fee for goods or services such as water and solid waste services.

Expenditure The disbursement of appropriated funds to purchase goods or pay for a service. Encumbrances are not considered expenditures.

Federal Emergency Management Administration (FEMA) An agency of the US government responsible for disaster mitigation, preparedness, response and recovery planning.

Fiduciary Funds These funds are used to report assets held in a trustee or agency capacity for others and cannot be used to support government's own programs. This category includes pension trust funds, investment trust funds and agency funds.

Fire EMS CIP Fund This fund was established in FY 2016 to account for impact fees derived from new development and restricted by Ordinance for Fire and Emergency Medical Services Capital Improvements, including buildings and equipment.

Fiscal Period A period in which a governmental unit determines its financial condition and the results of its operations and closes its books. Normally, it is usually a year, but not a calendar year.

Five-year Capital Plan A plan for capital expenditures to incur each year over a five-year period to meet capital needs arising from the long-term work program and other capital needs. It sets forth each project or other contemplated expenditure in which the government is to have a part and specifies the resources estimated to be available to finance the projected expenditures.

Fixed Asset A term used for assets and property which cannot easily be converted into cash such as land, buildings, machinery, vehicles, furniture, and other equipment.

Franchise Bonds These bonds are for the payment of which the City's franchise revenues are pledged.

Franchise Fees Charges to utilities for exclusive/non-exclusive rights to operate within municipal boundaries. (e.g., electricity, communications, cable television, and solid waste).

Function A group of related activities aimed at accomplishing a major service or regulatory program for which a government is responsible.

Fund A fiscal and accounting entity with a self-balancing set of accounts recording cash and other financial resources, together with all related liabilities and residual equities or balances, and changes therein, that are segregated for the purpose of carrying on specific activities or attaining certain objectives in accordance with special regulations, restrictions, or limitations.

Fund Accounts All accounts necessary to set forth the financial operations and financial condition of a fund.

Fund Balance The difference between assets and liabilities reported in a governmental fund.

Fund Type One of four classifications into which all individual funds can be categorized. Governmental fund types include the general fund, special revenue, debt service and capital projects. Proprietary fund types include enterprise funds and internal service funds. Fiduciary fund types include pension, trust, and investment funds.

General Fund One of the five governmental fund types and typically serves as the chief operating fund. It is used to account for all financial resources except those required to be accounted for in another fund.

General Obligation Bonds Payments in full faith and credit of the issuing body are pledged. More commonly, but not necessarily, general obligation bonds are considered to be those payable from taxes and other general revenues.

General Revenues All revenues that are not required to be reported as program revenues. All taxes, even those that are levied for a specific purpose are general revenues and should be reported by type of tax (e.g. sales tax, property tax, franchise tax, income tax).

Generally Accepted Accounting Principles (GAAP) The conventions, rules, and procedures that serve as the norm for the fair presentation of financial statements.

Government Finance Officers Association (GFOA) An association of public finance professionals founded in 1906 as the Municipal Finance Officers Association. The GFOA has played a major role in the development and promotion of GAAP for state and local government since its inception and has sponsored the Certificate of Achievement for Excellence in Financial Reporting since 1946 and the Certificate of Recognition for Budget Preparation.

Governmental Accounting Standards Board (GASB) The ultimate authoritative accounting and financial reporting standard-setting body for state and local governments. GASB was established in June of 1984.

Governmental Activities Generally financed through taxes, intergovernmental revenues, and other non-exchange revenues. These activities are usually reported in governmental funds and Internal Service Funds.

Governmental Funds These are the General Fund, Special Revenue Funds, Debt Service Funds and Capital Projects Fund in this document.

Grant A contribution by one governmental unit to another. The contribution is usually made to aid in the support of a specified function (for example, education), but it is sometimes for general purposes.

Homestead Exemption A tax-saving exemption provided by the Florida State Constitution on the first and third $25,000 of the assessed value of an owner/ occupied residence.

Impact Fee A fee charged to developers by governmental entities to cover, in whole or in part, the anticipated cost of improvements that will be necessary as a result of the development (e.g., parks, sidewalks). These fees are often tied to a standard measure, such as square footage.

Infrastructure A public domain fixed assets including roads, bridges, curbs, gutters, sidewalks, drainage systems, lighting systems and other items that have value only to the city.

Interfund Transfers Flows of assets such as cash for goods between funds and blended component units of the primary government without equivalent flows of assets in return and without a requirement for repayment.

Inter-Governmental Revenue Received from or through the Federal, State, or County government. These include State Revenue Sharing, Alcoholic Beverage Tax, Half-Cent Sales Tax and Grants.

Internal Service Fund This is a proprietary fund type that may be used to report any activity that provides goods or services to other funds, departments, or agencies of the primary government and its component units, or to other governments, on a cost-reimbursement basis. The City has four Internal Service Funds which are referred to as Funds 501-504.

Liability A debt or other legal obligations arising out of transactions in the past which must be liquidated, renewed, or refunded at some future date.

Mill A taxation unit equal to one dollar of tax obligation for every $1,000 of assessed valuation of property.

Millage The total tax obligation per $1,000 of assessed valuation of property.

Modified Accrual Basis of Accounting Basis of accounting according to which (a) revenues are recognized in the accounting period in which they become available and measurable and (b) expenditures are recognized in the accounting period in which the fund liability is incurred, if measurable, except for unmatured interest on general long-term debt and certain similar accrued obligations, which should be recognized when due.

Object A term used in connection with the classification of expenditures. The article was purchased or the service obtained, rather than the purpose for which the article or service was purchase or obtained.

Operating Budget A budget for general revenues and expenditures such as salaries, utilities, and supplies.

Original Budget The first complete appropriated budget. It may be adjusted by reserves, transfers, allocations, supplemental appropriations, and other legally authorized legislative and executive changes before the beginning of the fiscal year.

Output Measures Term used in connection with service efforts and accomplishments reporting. Indicators that measure the quantity of services provided. Output measures include both measures of the quantity of service provided and measures of the quantity of a service provided that meets a certain quality requirement.

Overlapping Government All local governments located wholly or in part within the geographic boundaries of the reporting government.

Park Development Fund A fund used to account for revenues specifically earmarked for capital improvement to the City's park system. This is a capital project fund which is referred to as Fund 387.

Police CIP Fund This fund was established in FY 2016 to account for impact fees derived from new development and restricted by Ordinance for Police Capital Improvements, including buildings and equipment.

Police Education Fund A fund used to account for revenues pursuant to Florida Statute 943.25 which allows municipalities to collect two dollars from each traffic citation for the purpose of criminal justice education and training police officers. This is a special revenue fund which is referred to as Fund 110.

Property Tax A tax levied on the assessed value of real and personal property which is also known as ad valorem tax.

Proprietary Funds Enterprise and internal service funds that are similar to corporate funds, in that they are related to assets, liabilities, equities, revenues, expense and transfers determined by business or quasi-business activities. The City's Enterprise Funds are comprised of Funds 410-415, while the Internal Service Funds are Funds 501-504.

Refunding Paying off an outstanding bond issue by using money from the sale of a new bond offering. In other words, issuing more bonds to pay off existing bonds.

Reserves A portion of fund balance or retained earnings legally segregated for a specific purpose.

Resolution A legislative act by the city with less legal formality than an ordinance.

Revenue Monies received from all sources (with the exception of fund balances) which will be used to fund expenditures in a fiscal year. In addition, to fund financial resources.

Revenue Bonds This is for bonds whose principal and interest are payable exclusively from earnings of an enterprise fund from all sources (with the exception of fund balances) which will be used to fund expenditures in a fiscal year. In addition, to fund financial resources.

Rolled-Back Rate An operating millage rate required to raise the same ad valorem tax revenues as were levied in the prior year, exclusive of new construction, additions to structures, deletions and property added.

Self Insurance Fund An internal service fund is used to centrally manage the employee health and life insurance benefit packages, the workers' compensation program, and the City's insurance coverage of real and personal property.

Special Assessment A compulsory levy imposed on certain properties to defray all or part of the cost of a specific capital improvement or service deemed to benefit primarily those properties.

Special Revenue Fund A governmental fund type used to account for revenues that are legally restricted to expenditure for specific purposes. Currently, the City has ten (10) Special Revenue Funds which are referred to as Funds 110, 145, 160-167.

State Revolving Fund A low interest loan program from the Florida Department of Environmental Protection (DEP) for planning, designing and constructing drinking water and wastewater projects.

Strategic Plan A plan outlining long-term goals, critical issues and action plans which will increase the City's effectiveness in attaining its mission, goals and objectives. Strategic planning starts with examining the present, envisioning the future, deciding how to get there, and making it happen.

Street Construction and Maintenance Fund A fund to account for the City's proportional share of state revenue sharing and local option gas tax funds, in accordance with State Statute 336.59. These funds are restricted for the improvement and maintenance of roads and streets within the City.

Taxes Compulsory charges levied by a government for the purpose of financing services performed for the common benefit. This term does not include specific charges made against particular persons or property for current or permanent benefits such as special assessments.

Taxable Value The assessed value less homestead and other exemptions, if applicable.

Trust and Agency Funds These funds are used to account for assets held by the City in a trustee capacity or as an agent for individuals, private organizations, other governments and/or other funds.

Truth in Millage (TRIM) The Florida Truth in Millage Act (TRIM) serves to formalize the property tax levying process by requiring a specific method of tax rate calculation, form of notice, public hearing requirements and advertisement specifications prior to the adoption of a budget tax rate.

Urban Area Security Initiative (UASI) A grant program funded by the US Department of Homeland Security and awarded through the State of Florida Division of Emergency Management. The program provides assistance to build an enhanced and sustainable capacity to prevent, respond to, and recover from threats or acts of terrorism.

User Fees Charges for expenses incurred when services are provided to an individual or groups and not the community at large (e.g. building inspections).

Utility Fund This is an enterprise fund and as such receives its revenues from charges levied for the provision of services to users. It was established to account for the resources and uses of the Utilities function of the City and is prepared on the full accrual basis of accounting.

Utility Service Tax Taxes levied on consumer consumption based on utility services provided by the City. The tax is levied as a percentage of gross receipts.

Working Capital A financial metric that represents operating liquidity available to a business. It is calculated as current assets less current liabilities.

Abbreviations and Acronyms

A

ACFR	Annual Comprehensive Financial Report
ADA	Americans with Disabilities Act
APDP	Administrative Policy Directives and Procedures
ARPA	American Rescue Plan Act

B

BEBR	Bureau of Economic and Business Research
BCT	Broward County Transit

C

CADD	Computer Assisted Design and Drafting
CALEA	Commission on Accreditation for Law Enforcement
CDBG	Community Development Block Grant
CERT	Community Emergency Response Team
CFA	Commission for Florida Law Enforcement
CO	Certificate of Occupancy
COPS	Community Oriented Policing Services
CRA	Community Redevelopment Agency

D

DEP	Department of Environmental Protection
DOE	Department of Energy
DRC	Design Review Committee

E

EHEAP	Emergency Home Energy Assistance Program
EMS	Emergency Medical Services
ERP	Enterprise Resource Planning

F

FEMA	Federal Emergency Management Administration
FICA	Federal Insurance Contribution Act
FTE	Full-time Equivalent
FY	Fiscal Year

G

GAAP	Generally Accepted Accounting Principles
GASB	Governmental Accounting Standards Board
GFOA	Government Finance Officers Association
GIS	Geographic Information Systems

H

HMO	Health Maintenance Organization
HUD	Housing & Urban Development

I

ICMA	International City Management Association
ILA	Interlocal Agreement
ISF	Internal Service Fund

J

JAG	Justice Assistance Grant

K

KIO	Key Intended Outcome

L

LAN	Local Area Network
LEED	Leadership in Energy & Environmental Design

M

MASH	Miramar Assisting Seniors in their Homes

O

OPEB	Other Post Employment Benefits
OSHA	Occupational Safety Health Administration

P

PPO	Preferred Provider Organization

S

SFWMD	South Florida Water Management District
SHIP	State Housing Initiatives Partnership
SOH	Save Our Homes
SRO	School Resource Officer
SWAT	Special Weapons and Tactics
SWOT	Strengths,Weaknesses,Opportunities, Threats

T

TRIM	Truth in Millage

U

UASI	Urban Area Security Initiative

Temp. Ord. No. 1816
08/01/2023
09/21/2023

CERTIFICATION
I CERTIFY THIS TO BE A TRUE & CORRECT COPY OF THE ORIGINAL DOCUMENT ON FILE AT CITY HALL.
WITNESS MY HAND AND OFFICIAL SEAL OF THE CITY OF MIRAMAR THIS 28 DAY OF September, 2023
CITY CLERK

CITY OF MIRAMAR
MIRAMAR, FLORIDA

ORDINANCE NO. 23-12

AN ORDINANCE OF THE CITY COMMISSION OF THE CITY OF MIRAMAR, FLORIDA, ESTABLISHING AND ADOPTING THE CITY OF MIRAMAR AD VALOREM TAX OPERATING MILLAGE LEVY RATE AT 7.1172 MILLS, OR $7.1172 PER THOUSAND DOLLARS OF TAXABLE ASSESSED PROPERTY VALUE FOR THE 2023 TAX YEAR, WHICH IS 8.70% GREATER THAN THE ROLLED-BACK RATE OF 6.5473 MILLS; PROVIDING FOR CONFLICTS; AND PROVIDING FOR AN EFFECTIVE DATE.

WHEREAS, the City Commission and the City Administration of the City of Miramar have reviewed the 2024 Fiscal Year ("FY24") Budget for the various operating departments of the City and the means of financing said budget; and

WHEREAS, the City Commission has determined that a millage rate of 7.1172 is necessary to fund the FY24 Budget; and

WHEREAS, all public notice and hearings required by Chapter 200.065, Florida Statutes have occurred.

NOW, THEREFORE, BE IT ORDAINED BY THE CITY COMMISSION OF THE CITY OF MIRAMAR, FLORIDA, AS FOLLOWS:

Section 1: That it establishes and adopts the City of Miramar Ad Valorem Tax Operating Millage Levy Rate of 7.1172 mills for the 2023 tax year, or $7.1172 per thousand dollars of taxable assessed property value. This millage rate is 8.70% greater than the rolled-back rate of 6.5473 mills.

Temp. Ord. No. 1816
08/01/2023
09/21/2023

Section 2: All Ordinances or parts of Ordinances, Resolutions or parts of Resolutions in conflict herewith are hereby repealed to the extent of such conflict.

Section 3: The appropriate City officials are authorized to do all things necessary and expedient to carry out the intent and purpose of this ordinance.

Temp. Ord. No. 1816
08/01/2023
09/21/2023

Section 4: This Ordinance shall take effect on October 1, 2023.

PASSED FIRST READING: September 13, 2023

PASSED AND ADOPTED ON SECOND READING: September 27, 2023

Mayor, Wayne M. Messam

Vice Mayor, Alexandra P. Davis

ATTEST:

City Clerk, Denise A. Gibbs

I HEREBY CERTIFY that I have approved this ORDINANCE as to form:

City Attorney,
Austin Pamies Norris Weeks Powell, PLLC

Requested by Administration	Voted
Commissioner Winston F. Barnes	Yes
Commissioner Maxwell B. Chambers	Yes
Commissioner Yvette Colbourne	Yes
Vice Mayor Alexandra P. Davis	Yes
Mayor Wayne M. Messam	Yes

Ord. No. 23-12 3

Certificate of Filing for an Ordinance

CERTIFICATE OF FILING

I, Denise A. Gibbs, as City Clerk of the City of Miramar, a Florida Municipal Corporation, hereby certify that this fully executed Ordinance No. 23-12 was filed in the records of the City Clerk this 27th day of September, 2023.

Print Name: Denise A. Gibbs

Print Title: City Clerk

CERTIFICATION
I CERTIFY THIS TO BE A TRUE & CORRECT COPY OF THE ORIGINAL DOCUMENT ON FILE AT CITY HALL.
WITNESS MY HAND AND OFFICIAL SEAL OF THE CITY OF MIRAMAR THIS 28 DAY OF September, 2023
CITY CLERK

Temp. Ord. No. O1815
08/01/2023
09/22/2023

CITY OF MIRAMAR
MIRAMAR, FLORIDA

ORDINANCE NO. 23-13

AN ORDINANCE OF THE CITY COMMISSION OF THE CITY OF MIRAMAR, FLORIDA, ADOPTING THE TENTATIVE OPERATING AND CAPITAL IMPROVEMENT PROGRAM AS THE CITY OF MIRAMAR'S FINAL BUDGET FOR FISCAL YEAR 2024, ALLOCATING, APPROPRIATING, AND AUTHORIZING EXPENDITURES IN ACCORDANCE WITH AND FOR THE PURPOSES STATED IN SAID BUDGET, EXCEPTING CERTAIN APPROPRIATIONS AND EXPENDITURES FROM REQUIRING FURTHER CITY COMMISSION ACTION; AUTHORIZING BUDGETARY CONTROL BY DEPARTMENT TOTAL FOR ALL APPROPRIATIONS; PROVIDING FOR THE AUTHORIZATION OF ALL BUDGETED EMPLOYMENT POSITIONS; PROVIDING FOR THE CREATION OF BALANCED REVENUE AND EXPENDITURE ACCOUNTS FOR RECEIPT OF MONIES BY GIFT, GRANT, OR OTHERWISE, AND THE MANAGEMENT AND DISBURSEMENT THEREOF; PROVIDING THAT THE BUDGET HEREBY ADOPTED MAY BE ADJUSTED OR MODIFIED BY ORDINANCE; PROVIDING FOR THE AUTHORIZATION TO LAPSE ALL ENCUMBRANCES OUTSTANDING ON SEPTEMBER 30, 2023; PROVIDING AUTHORIZATION TO RE-APPROPRIATE LAPSED CAPITAL OUTLAY AND CAPITAL IMPROVEMENT ENCUMBRANCES IN THE 2024 FISCAL YEAR ; AND PROVIDING FOR AN EFFECTIVE DATE.

WHEREAS, Chapter 200.065, Florida Statutes, requires a taxing authority to adopt a final budget by a Resolution or Ordinance; and

Temp. Ord. No. O1815
08/01/2023
09/22/2023

WHEREAS, the FY 2024 total combined Operating and Capital Improvement Program Budget for FY 2024 ("Budget") for all funds is $381,138,441 which represents an increase of $25,924,388, or 7.3% above the FY 2023 adopted budget; and

WHEREAS, the FY 2024 Budget is a responsible and sustainable budget that ensures the City's continued operations without any impact to the high levels of service that the Miramar's residents have come to expect without any increases to the millage rate or the fire fee; and

WHEREAS, all public notice and hearings required by Chapter 200.65, Florida Statutes have occurred.

NOW, THEREFORE, BE IT ORDAINED BY THE CITY COMMISSION OF THE CITY OF MIRAMAR, FLORIDA, AS FOLLOWS:

Section 1: That the tentative Fiscal Year 2024 ("FY 2024") Operating and Capital Improvement Program Budget, approved by the City Commission on September 13, 2023, is established, and adopted as the City of Miramar's final budget for the 2024 Fiscal Year.

Section 2: That the budget may be amended or adjusted by a motion approved by a majority vote of the City Commission at the public hearing in accordance with State Statutes.

Temp. Ord. No. O1815
08/01/2023
09/22/2023

Section 3: Subject to the adjustment and/or amendment process authorized in Section 2, amounts allocated in said budget for expenditure effective October 1, 2023 are authorized in accordance with the purposes as set forth in said budget, except that no funds shall be deemed authorized for expenditure in those instances where specific and additional City Commission action and authorization is required as provided in Chapter 2, Article VI, Division 1 of the Miramar City Code, as well as other applicable law.

Section 4: That the FY 2024 Operating and Capital Improvement Program Budget establishes limitations on expenditures by department total, said limitation meaning that the total sum allocated to each department for operating expenses may not be increased or decreased without specific authorization by a duly enacted Ordinance effecting such amendment or transfer. However, specific line item amounts may be exceeded so long as excesses exist in other line items within said department budget. When such excess expenditures occur, the City Manager or designee is authorized to transfer such unencumbered appropriations from one line item to another to balance the deficiency.

Section 5: That the amounts allocated to Capital Improvement Program projects are specific authorizations for each project and may be expended only for that specific purpose. The amount allocated to each project may not be exceeded, increased, or decreased, or funds transferred to or from projects without specific City Commission authorization by a duly enacted Ordinance effecting such amendment or transfer.

Ord. No. 23-13 3

Temp. Ord. No. O1815
08/01/2023
09/22/2023

Section 6: That the "Program Revenues, Expenditures & Position Summary" included within each department budget and supporting documents not included in the budget enumerates all authorized budgeted positions. All personnel filling said authorized positions shall be paid pursuant to and in accordance with the City of Miramar's Comprehensive Pay Plan or Collective Bargaining Agreements in effect at any given time for said position.

Section 7: That when the City of Miramar receives monies from any source, be it private or governmental, by grant, gift, or otherwise, to which there is attached, as a condition of acceptance, any limitation regarding the use or expenditure of the monies received, the funds so received will be established in the Operating Budget upon acceptance of the grant, gift, or otherwise by the City Commission, but said monies shall only be disbursed and applied toward the purposes for which the funds were received. To ensure the integrity of the Operating Budget and the integrity of the monies received by the City under grants or gifts, all monies received as contemplated above must, upon receipt, be segregated and accounted for based upon generally accepted accounting principles and placed into separate revenue and expenditure accounts established to properly account for all such funds and expenditures. Any money drawn from the established expenditure accounts may only be disbursed and applied within the limitations placed upon the gift or grant.

Ord. No. 23-13 4

Temp. Ord. No. O1815
08/01/2023
09/22/2023

Section 8: That upon the passage and adoption of the FY 2024 Budget for the City of Miramar, if the City Manager determines that an Operating Department total will exceed its original appropriation, he is hereby authorized and directed to prepare such Resolutions or Ordinances as may be necessary and proper to administratively and publicly adjust or modify any line items from the Budget.

Section 9: That all outstanding encumbrances on September 30, 2023, shall lapse at that time; and all lapsed capital outlay and capital improvement encumbrances and available balances for active projects shall be re-appropriated in the 2024 fiscal year.

Section 10: If any section, sentence, clause, or phrase of this Ordinance is held to be invalid or unconstitutional by any Court of competent jurisdiction, then said holding shall in no way affect the validity of the remaining portions of this Ordinance.

Section 11: All Ordinances or parts of Ordinances, insofar as they are inconsistent or in conflict with the provisions of this Ordinance, are hereby repealed.

Section 12: This Ordinance shall take effect on October 1, 2023.

Temp. Ord. No. O1815
08/01/2023
09/22/2023

PASSED FIRST READING: September 13, 2023

PASSED AND ADOPTED ON SECOND READING: September 27, 2023

Mayor, Wayne M. Messam

Vice Mayor, Alexandra P. Davis

ATTEST:

City Clerk, Denise A. Gibbs

I HEREBY CERTIFY that I have approved this ORDINANCE as to form:

City Attorney,
Austin Pamies Norris Weeks Powell, PLLC

Requested by Administration	Voted
Commissioner Winston F. Barnes	Yes
Commissioner Maxwell B. Chambers	Yes
Commissioner Yvette Colbourne	Yes
Vice Mayor Alexandra P. Davis	Yes
Mayor Wayne M. Messam	Yes

Ord. No. 23-13 6

Certificate of Filing for an Ordinance

CERTIFICATE OF FILING

I, Denise A. Gibbs, as City Clerk of the City of Miramar, a Florida Municipal Corporation, hereby certify that this fully executed Ordinance No. 23-12 was filed in the records of the City Clerk this 27th day of September, 2023.

Print Name: Denise A. Gibbs

Print Title: City Clerk

CITY OF MIRAMAR
INTEROFFICE MEMORANDUM

TO: Mayor, Vice Mayor, & City Commissioners

FROM: Dr. Roy L. Virgin, City Manager

BY: Rafael Sanmiguel, Management and Budget Director

DATE: September 21, 2023

RE: SECOND READING of Temp Ord No. 1815, adopting the Operating and Capital Improvement Program Budget for Fiscal Year 2024

RECOMMENDATION: The City Manager recommends approval of Temp. Ord. No. 1815, adopting the Operating and Capital Improvement Program Budget for Fiscal Year 2024 ("FY 2024").

ISSUE: This Ordinance adopts the Operating and Capital Improvement Program Budget for FY 2024.

BACKGROUND: In accordance with Chapter 200.065, Florida Statutes, a taxing authority is required to adopt a final budget by a Resolution or Ordinance. The adoption of the budget and the millage levy Resolution or Ordinance shall be approved by separate votes.

DISCUSSION: The FY 2024 Tentative Budget is a product of months' worth of work from all departments. Starting in February of this year, with the help and support of the Management and Budget Department, all departments analyzed their current budget levels, operations, staffing levels, upcoming mandates and service gaps. Budget submissions were analyzed and presented to each respective Assistant City Manager for analysis and approval. A budget workshop was held on June 28th to present the current challenges and potential future solutions; and a budget hearing was held on July 5th, where the FY 2024 Proposed Budget was presented. The budget is a responsible and sustainable budget that ensures the City's continued operations without any impact to the high levels of service that the citizens have come to expect without any increases to the millage rate or the fire fee.

ANALYSIS: The FY 2024 total combined tentative budget for all funds is $381,138,441. This represents an increase of $25,924,388, or 7.3% above last year's adopted budget:

Summary of All Funds

Fund	FY 2023 Budget	FY 2024 Budget	$ Amt. Increase/ (Decrease)	% Change
General Fund	$ 202,208,919	$ 216,891,518	$ 14,682,599	7.3%
Billboard Revenue (Sub-Fund)	825,100	2,125,100	1,300,000	157.6%
Economic Development (Sub-Fund)	50,000	50,000	—	—%
Special Revenue Funds	5,332,030	10,113,960	4,781,930	89.7%
Debt Service Funds	12,177,800	12,071,700	(106,100)	-0.9%
Capital Projects Funds	11,446,802	13,357,275	1,910,473	16.7%
Enterprise Funds	66,053,402	67,201,676	1,148,274	1.7%
Other Enterprise Funds	11,243,600	9,371,712	(1,871,888)	-16.6%
Internal Service Funds	45,876,400	49,955,500	4,079,100	8.9%
Sub-total	355,214,053	381,138,441	25,924,388	7.3%
Less Internal Svcs Funds & Transfers	(68,690,772)	(72,538,270)	(3,847,498)	5.6%
Total All Funds	**$ 286,523,281**	**$ 308,600,171**	**$ 22,076,890**	**7.7%**

The following table illustrates the different sources and uses of funds per category:

Sources	FY 2023 Budget	FY 2024 Budget	$ Amt Increase/ (Decrease)	% Change	% of Budget
General Taxes	$ 108,067,016	$ 119,020,300	$ 10,953,284	10.1%	38.6%
Permits, Fees, Special Assessment	52,165,591	53,753,943	1,588,352	3.0%	17.4%
Intergovernmental Revenue	25,253,710	26,371,860	1,118,150	4.4%	8.5%
Charges for Services	77,177,914	90,326,824	13,148,910	17.0%	29.3%
Fines & Forfeitures	663,300	457,300	(206,000)	-31.1%	0.1%
Miscellaneous Revenue	5,339,535	6,911,634	1,572,099	29.4%	2.2%
Appropriation of Fund Balance	17,856,215	11,758,310	(6,097,905)	-34.2%	3.8%
Total	**$ 286,523,281**	**$ 308,600,171**	**$ 22,076,890**	**7.7%**	**100.0%**
Uses					
Personnel Services	$ 164,024,025	$ 173,734,425	$ 9,710,400	5.9%	56.3%
Operating Expense	71,264,632	77,004,231	5,739,599	8.1%	25.0%
Capital Outlay	4,147,145	6,272,055	2,124,910	51.2%	2.0%
Grants & Aids	383,700	6,447,400	6,063,700	1580.3%	2.1%
Capital Improvement Program	19,219,609	17,420,400	(1,799,209)	-9.4%	5.6%
Depreciation	—	—	—	—%	—%
Debt Service	20,310,700	20,100,600	(210,100)	-1.0%	6.5%
Reserves	4,484,070	4,931,660	447,590	10.0%	1.6%
Other Uses	2,689,400	2,689,400	—	—%	0.9%
Total	**$ 286,523,281**	**$ 308,600,171**	**$ 22,076,890**	**7.7%**	**100.0%**

Attachment 1

Capital Improvement Program — *FY 2024 - FY 2028*

Overview of Recommended Capital Projects

The Capital Improvement Program (CIP) five year plan expenditure projection for FY 2024 - FY 2028 is $250,528,319. This includes 90 projects of which 40 will impact the FY 2024 Annual Budget.

The CIP program is broken down by the following four functional categories:

- Park Facilities
- Infrastructure Redevelopments and Improvements
- Public Buildings
- Capital Equipment, Vehicles and Software

FY 2024 - FY 2028, five year estimated cost for each category is as follows:

Park Facilities: The total five year estimated cost for this category is $11,719,400. This cost is for 17 projects of which 10 are budgeted in FY 2024 for $3,449,400.

Infrastructure Redevelopment and Improvements: The total five year estimated cost for this category is $151,470,016. This cost is for 33 projects of which 21 are budgeted in FY 2024 for $27,146,944.

Public Buildings: The total five year estimated cost for this category is $14,400,271. This cost is for 8 projects of which 6 are budgeted in FY 2024 for $3,420,000.

Capital Equipment, Vehicles and Software: The total five year estimated cost for this category is $5,899,675. This cost is for 5 projects of which 3 are budgeted in FY 2024 for $1,836,000.

New Projects (Project Category and # has not yet been assigned:) The total five year estimated cost for this category is $23,090,916 for 12 projects.

Future Projects (Project Category and # has not yet been assigned:) The total five year estimated cost for this category is $43,948,041 for 15 projects.

The proposed funding plan involves a commitment to annual appropriations established in the FY 2024 annual budget and long-term financing for these projects.

The total capital expenditure that will impact FY 2024 budget is $35,852,344. The funding sources are allocated as follows:

Fund/Source		Amount
Park Development Fund (387)	$	1,648,000
2017 CIP Loan Fund (389)		250,000
2020 CIP Loan Non-Taxable Fund (391)		100,000
Capital Grants Fund (393)		17,831,944
General Fund Capital Projects (395)		6,197,400
Utility Fund (410)		8,905,000
Stormwater Management Fund (415)		920,000
	$	**35,852,344**

FY 2024 - FY 2028 by funding source and department are allocated as follows:

Fund/Source		Amount
Street Construction & Maintenance Fund (385)	$	11,175,000
Park Development Fund (387)		3,553,000
2017 CIP Loan Fund (389)		1,250,000
2020 CIP Loan Non-Taxable Fund (391)		100,000
Capital Grants Fund (393)		72,338,742
General Fund Capital Projects (395)		8,522,400
Utility Fund (410)		52,130,000
Construction in Aid of Construction Fund (414)		6,500,000
Stormwater Management Fund (415)		6,579,128
State Revolving Loan		17,430,491
To Be Determined		70,949,558
Total	**$**	**250,528,319**

Department		Amount
Cultural Affairs	$	700,000
Engineering		81,710,742
Fire Rescue		14,049,821
Human Resources		305,000
IT		6,902,675
Parks		23,811,400
Public Works		40,947,355
Social Services		1,760,000
Support Services		21,191,326
Utilities		59,150,000
	$	**250,528,319**

Section I: List of 5 Year Capital Projects that will have a fiscal impact on the FY24 Budget

Project Number	Project Title	Funding Department	FY 2024 Budget	FY 2025-FY 2028	5-Year Total Cost	
	Park Facilities					
51003	Park Improvements - Various	Parks	$ 250,000	$ 1,400,000	$ 1,650,000	
51006	Amphitheater at Miramar Regional Park	Support Services	-	515,000	515,000	
51017	Parks Restroom Facilities	Parks	-	600,000	600,000	
51018	Amphitheater at Miramar Regional Park - Concessions and Walkways	Support Services	100,000	-	100,000	
51021	Playground Resurfacing	Parks	-	500,000	500,000	
51022	Skate Parks	Support Services	-	340,000	340,000	
51024	City of Miramar 911 Remembrance Monument	Support Services	200,000	-	200,000	
51029	Miramar Regional Bark Park Trail	Parks	15,000	-	15,000	
51034	Huntington Park- South Redevelopment	Parks	61,400	-	61,400	
51035	Art in the Parks	Parks	-	750,000	750,000	
51038	City Parks Wi-Fi Infrastructure	IT	408,000	1,255,000	1,663,000	
51039	Pickleball Court Addition (Formerly Vizcaya Park Enhancements)	Parks	-	555,000	555,000	
51040	Miramar Regional Park Aquatics Complex Renovations	Parks	-	1,555,000	1,555,000	
51041	Pavilion Electric Upgrade	Parks	100,000	400,000	500,000	
51042	Ansin Track Resurfacing	Parks	1,670,000	-	1,670,000	
51043	Restroom Additions (Formerly Fairway Park Restrooms)	Parks	200,000	400,000	600,000	
51044	Amphitheater Noise Reduction	Support Services	445,000	-	445,000	
	Total PF Projects		**$ 3,449,400**	**$ 8,270,000**	**$ 11,719,400**	
	Infrastructure Redevelopment & Improvements					
52009	Public Informational Signs	Support Services	$ -	$ 300,000	$ 300,000	
52016	Meter Repair & Replacement	Utilities	900,000	2,000,000	2,900,000	
52021	Historic Miramar Canal Improvements	Public Works	350,000	400,000	750,000	
52022	Street Construction & Resurfacing-Various Locations	Public Works	-	10,975,000	10,975,000	
52024	Bass Creek Road-SW 148 Avenue to approx. 3,270 Feet East	Engineering	-	5,129,520	5,129,520	
52036	Landscaping and Beautification along Miramar Parkway, Miramar Boulevard, Red Road Gateway, University Drive, Flamingo Road, Dykes Road, and Bass Creek Road	Public Works	-	200,000	200,000	
52060	Air Conditioning Systems Replacement Program	Public Works	250,000	1,000,000	1,250,000	
52061	Pembroke Road from SW 160 Avenue to US 27 / Miramar Parkway Extension	Engineering	10,000,000	42,000,000	52,000,000	
52063	Repair/Replacement of Existing Sidewalks	Public Works	-	1,000,000	1,000,000	
52069	LED Streetlight Installation & Upgrade	Public Works	-	1,057,146	1,057,146	
52074	ADA Evaluation and Corrective Action	Engineering	-	800,000	800,000	
52076	Country Club Ranches Water Main Improvements	Utilities	-	4,500,000	4,500,000	
52085	Sustainable Renewable Energy and Conservation Initiatives	Utilities	-	2,000,000	2,000,000	
52087	Bus Facilities Infrastructure Improvement Program	Public Works	1,108,000	-	1,108,000	
52088	WWRF Building N 2nd Floor Conversion/Renovations	Utilities	100,000	-	100,000	
52089	Pembroke Road Bike Lanes from Palm Avenue to Douglas Road	Engineering	1,848,000	-	1,848,000	
52091	Utilities Collection & Distribution System Improvements (Master Plan & Subsequent Construction)	Utilities	1,000,000	1,500,000	2,500,000	
52092	West Water Treatment Plant Capacity Improvements & Upgrades	Utilities	1,000,000	30,000,000	31,000,000	
52093	Wastewater Reclamation Facility Capacity Improvements & Re-Rating	Utilities	3,000,000	4,000,000	7,000,000	
52095	Removal of Trees along City-Owned Canals	Public Works	-	100,000	100,000	
52097	Miramar Bike and Pedestrian Mobility Improvements	Engineering	4,062,588	447,412	4,510,000	
52100	Sidewalk Improvements Around AC-Perry K-8	Engineering	-	1,448,044	1,448,044	
52101	2 Million Gallon Storage Tank Rehabilitation	Utilities	200,000	-	200,000	
52102	Sunset Lakes Academy and Fairway Academy Playground Equipment and Soft Surface Covering	Social Services	30,000	-	30,000	
52103	Wastewater Collection System Improvements	Utilities	350,000	1,400,000	1,750,000	
52104	Water Distribution System Improvements	Utilities	450,000	1,800,000	2,250,000	
52105	Lift Station Improvements	Utilities	500,000	2,000,000	2,500,000	
52106	East Water Treatment Plant Wellfield Generator	Utilities	1,000,000	-	1,000,000	
52107	Town Center Information Signage	Support Services	25,000	125,000	150,000	
52108	Eastbound Right Turn Lane along Pembroke Road at Flamingo Road	Engineering	100,000	-	100,000	*
52109	Historic Miramar Complete Streets - Phase III	Engineering	-	3,255,988	3,255,988	
52112	Historic Miramar Drainage Improvements - Phase V	Public Works	500,000	5,559,128	6,059,128	
52113	Historic Miramar Complete Streets - Phase IV	Engineering	373,356	1,325,834	1,699,190	
	Total IRI Projects		**$ 27,146,944**	**$ 124,323,072**	**$ 151,470,016**	
	Public Buildings					
53016	Facilities Capital Improvement	Support Services	$ 1,850,000	$ 1,650,000	$ 3,500,000	
53021	Replace Bay Doors and Install Transfer Switch at Fire Station 70	Fire Rescue	-	805,271	805,271	
53025	Historic Miramar Innovation and Technology Village	Support Services	-	2,000,000	2,000,000	
53027	Vicki Coceano Childcare Facility Replacement with New Recreation & Multi-Purpose Facility	Support Services	1,000,000	6,000,000	7,000,000	
53029	Town Center Complex Enhancements	Public Works	100,000	-	100,000	
53030	HR Department Office Renovations	Human Resources	305,000	-	305,000	
53031	WWTP Main Control and Administation Bldg. Renovation	Utilities	65,000	525,000	590,000	
53032	WWTP Office Renovation	Utilities	100,000	-	100,000	
	Total PB Projects		**$ 3,420,000**	**$ 10,980,271**	**$ 14,400,271**	
	Capital Equipment, Vehicles and Software					
54017	Smart City Surveillance System & Real Time Crime Ctr	IT	$ -	$ 3,672,158	$ 3,672,158	
54019	Audio Visual Upgrades for Cultural Arts Theater	IT	1,176,000	-	1,176,000	
54023	Audio Visual Upgrades for City Facilities	IT	-	391,517	391,517	
54025	Purchase of a Vacuum Truck	Public Works	420,000	-	420,000	

Project Number	Project Title	Funding Department	FY 2024 Budget	FY 2025-FY 2028	5-Year Total Cost
54026	Valve Exercise Truck	Utilities	240,000	-	240,000
	Total CE Projects		**$ 1,836,000**	**$ 4,063,675**	**$ 5,899,675**
	To Be Programmed - Not Yet Funded				
	New Projects (Project Category and # has not yet been assigned)				
New	Banquet Hall Lighting Replacement	Cultural Affairs	$ -	$ 150,000	$ 150,000
New	Light Boxes & Marquee	Cultural Affairs	-	550,000	550,000
New	Advanced Life Support Engine	Fire Rescue	-	803,000	803,000
New	Renovation and Addition to FS 84 and Fire Rescue FOC	Support Services	-	10,575,000	10,575,000
New	Special Events Stage Addition	Parks	-	165,000	165,000
New	Ansin Sports Complex Improvements	Support Services	-	7,875,000	7,875,000
New	Installation of Lean-to Facility at WWRF	Public Works	-	125,000	125,000
New	Fleet Maintenance Vehicle Parking Lot	Public Works	-	372,590	372,590
New	Multi-Service Complex Security Fencing	Social Services	-	130,000	130,000
New	Adult Day Care Center Expansion	Social Services	-	1,600,000	1,600,000
New	Town Center Collonade	Support Services	-	500,000	500,000
New	Miramar Aquatics Equipment Replacement	Support Services	-	245,326	245,326
			$ -	**$ 23,090,916**	**$ 23,090,916**
	Future Projects (Project Category and # has not yet been assigned)				
Future	SW 148 Ave Widening-Miramar Parkway to Bass Creek Road	Engineering	$ -	$ 500,000	$ 500,000
Future	Honey Hill Road Widening-Red Road to Flamingo Road	Engineering	-	10,420,000	10,420,000
Future	Air & Light Support Unit	Fire Rescue	-	396,550	396,550
Future	Special Operations Vehicle (SOV)	Fire Rescue	-	1,000,000	1,000,000
Future	Advanced Life Support Rescue	Fire Rescue	-	470,000	470,000
Future	Sunset Lakes Community Center Improvements	Parks	-	250,000	250,000
Future	Miramar Athletic Park Nature Preserve Development	Parks	-	225,000	225,000
Future	Historic Miramar Music Factory	Parks	-	500,000	500,000
Future	Miramar Regional Park Artificial Turf	Parks	-	4,140,000	4,140,000
Future	Miramar Aquatic Complex Building Expansion	Parks	-	2,200,000	2,200,000
Future	Historic Miramar Drainage Improvements - Phase VI	Public Works	-	17,430,491	17,430,491
Future	Miramar Regional Overflow Parking Improvements	Support Services	-	5,355,000	5,355,000
Future	Linear Park Lighting Improvements	Support Services	-	366,000	366,000
Future	City Commission Conference Room Expansion	Support Services	-	175,000	175,000
Future	Wastewater Reclamation Facility Building L 1st Floor Renovation	Utilities	-	520,000	520,000
			$ -	**$ 43,948,041**	**$ 43,948,041**
	Total FY 2024 - FY 2028 CIP 5 Year Projects		**$ 35,852,344**	**$ 214,675,975**	**$ 250,528,319**

Section II: Requested changes to Capital Projects that will have no fiscal impact on the FY24 budget

Funds will be transferred between the following CIP projects:

Project Number	Project Title	Funding Department	FY 2024 Budget	FY 2025-FY 2028	5-Year Total Cost
52067	Additional Southbound Left-Turn Lane-SW 145 Ave at Miramar Pkwy	Engineering	**$ (100,000)**	$ -	**$ (100,000)**
52108	Eastbound Right Turn Lane along Pembroke Road at Flamingo Road	Engineering	**$ 100,000**	$ -	**$ 100,000** *

Notes:

Project numbers are only assigned to existing and FY 2024 projects.

Justifications for FY 2024 capital projects are available within each budgeted fund.

* *Denotes 5-Year Total Cost for Projects funded by reprogrammed sources (see Section II).*

Impact on Operating Budget — *FY 2024 - FY 2028*

Project Number	Description	FY 2024 Cost	Funding Source	Impact on FY 2024 Operating Budget
	Park Facilities			
51003	*Park Improvements - Various*	$ 250,000	Park Development Fund (387); Capital Projects Fund 395	No Impact
	The project will include additions and improvements to various parks, courts, restrooms and playgrounds. These include but are not limited to repairing/adding fencing, repairing/adding parking, adding walking path lights, renovating/replacing playgrounds, installing irrigation, pavilions, benches and receptacles, and repairing facility front counters and flooring. This also includes adding a Community Garden Kitchen, partnering with Baptist Health sponsorship.			
51018	*Amphitheater at Miramar Regional Park - Concessions and Walkways*	100,000	Park Development Fund (387)	No Impact
	A new Amphitheater Complex was constructed near the lake, just west of the aquatic complex at Miramar Regional Park. The scope of work included a tensile canopy for the audience and a special events area for a total overall capacity of 5000 patrons. This project will consist of eleven container type concession structures that will be provided throughout the Amphitheater Complex to serve the patrons. The container structures will include a VIP lounge, restroom facility and miscellaneous food and beverage dispensaries. In addition, the proposed scope of work will include covered walkway canopy systems at various locations. FY 24, as construction cost continue to escalate at an unprecedented rate, a contingency cost was added in order to offset increased material and labor cost.			
51024	*City of Miramar 911 Remembrance Monument*	200,000	Park Development Fund (387)	No Impact
	This project includes the creation of a permanent memorial for the men and women in fire and police forces that assisted in the 911 terrorist attack on the New York City Twin Towers and lost their lives. The two structural steel I-beams were part of the structure of the Twin Towers salvaged from the wreck. The memoriam design overlooks the existing park lake and provides a concrete promenade landscaping, decorative railings and signage for public use. FY 24, as construction cost continue to escalate at an unprecedented rate, a contingency cost was added in order to offset increased material and labor cost.			
51029	*Miramar Regional Bark Park Trail*	15,000	Park Development Fund (387)	No Impact
	This project entails renovating and improving 9,620 linear feet of exiting asphalt trail within the Miramar Regional Park as well as adding 1,660 linear feet of trail that will extend into the newly constructed Dog Park, building two wooden docks with benches that are 20 feet wide by 100 feet long that overlook the adjacent wetland area, and installing 13 new light poles along the trail path.			
51034	*Huntington Park- South Redevelopment*	61,400	Capital Projects Fund (395)	No Impact
	This project would consist of the resurfacing of the basketball and tennis court, addition of a restroom facility, fitness circuit, and pavilion, a new shade structure over the existing playground, and the expansion of the parking lot lighting.			
51038	*City Parks Wi-Fi Infrastructure*	408,000	Park Development Fund (387)	No Impact
	Provide public Wi-Fi services at the City parks enabling residents and visitors to access these services. This project covers the installation and backend communications services required to provide wi-fi services to City parks in a phased approach. This will be a multi-phase project that will take 4 years to complete and require ongoing communications services. This project can also provide future services for public safety by providing the ability to place security cameras at the parks.			
51041	*Pavilion Electric Upgrade*	100,000	Park Development Fund (387)	No Impact
	This project entails the addition of electricity at all of the park pavilions. This will add electricity to approximately 4 pavilions per year.			
51042	Ansin Track Resurfacing	1,670,000	Capital Projects Fund (395)	No Impact
	This project consists of installing new Mondo track surface over the existing worn and deteriorated surface.			
51043	Restroom Additions	200,000	Park Development Fund (387)	No Impact
	This project proposes to construct new restroom buildings at various unmanned parks with heavy activity that currently do not have restroom facilities to accommodate park users. This would be stand alone restroom buildings with handicap accessibility. Funding proposed for FY24 would be utilized to add a restroom facility to Fairway Park in Historic Miramar. Funding proposed for FY25 will be utilized to add a restroom to Flamingo Estates Park. Funding proposed for FY26 will be utilized to add a restroom to Sunset Lakes Community Center by the athletic fields.			
51044	Amphitheater Noise Reduction	445,000	Park Development Fund (387)	No Impact
	This project would include the implementation of various site improvements at the Amphitheater to reduce the sound penetrating into the neighboring homes.			
	Total Park Facilities	**$ 3,449,400**		

Impact on Operating Budget — *FY 2024 - FY 2028*

Project Number	Description	FY 2024 Cost	Funding Source	Impact on FY 2024 Operating Budget
	Infrastructure Redevelopment & Improvements			
52016	*Meter Repair & Replacement*	$ 900,000	Utility Fund (410)	No Impact
	In 1999, the Water Meter Exchange Program was initiated to convert manual-read meters with radio-read technology in the eastern service area. The new western development area has been furnished with radio-read water meters through the Developer Reimbursement Program. The Water Meter Exchange Program was successfully completed in 2006, and allowed Meter Division staffing levels to remain essentially unchanged over the years, even as the number of City meters doubled. In 2017, conversion will begin from Automatic Meter Read (AMR), which requires field drive-by data collection and has the ability to be upgraded to newer technology known as Advanced Metering Infrastructure (AMI) Sensus FlexNet. AMI utilizes an antenna receiver mounted on a large structure (such as the City's water tower) to operate over a large area and uses a fixed radio frequency to wirelessly access data on "smart" meters, and transmits that data to a utility billing center. The AMI FlexNet system enable our meter division to communicate with our customers meters' without ever leaving the office, providing enhanced capabilities that improve customer service such as on-demand meter reads and remote meter disconnect. This project endeavors to maintain all meters and components through timely replacements to ensure continued accuracy in readings and billings.			
52021	*Historic Miramar Canal Improvements*	350,000	Capital Grants Fund (393)	No Impact
	This project will involve the repair of existing canal embankments that show deterioration along the canals and lakes maintained by the City of Miramar located east of University Drive. In FY23, two amendments to the project description were approved, to include installation of geotubes to residents' properties located west of University Drive along City owned canals and lakes which are maintained by external agencies; and between University Drive and Palm Avenue along canals and lakes owned and maintained by external governmental agencies. In FY24, additional funds are requested due to the approved expansion of the project.			
52060	*Air Conditioning Systems*	250,000	2017 CIP Loan Fund (389)	No Impact
	The Building Maintenance Program is responsible for the maintenance of various City facilities with a total of over 500,000 sq. ft. of floor area. This program addresses condition of existing HVAC systems that serve the facilities and provides for the scheduled replacement of the old HVAC systems citywide. Each year, projects are selected based on the condition of building HVAC system with priorities provided by the City's Building Maintenance AC staff.			
52061	*Pembroke Road from SW 160 Avenue to US 27 / Miramar Parkway Extension*	10,000,000	Capital Grants Fund (393)	No Impact
	This project consists of widening Pembroke Road from two to four lanes from SW 160 Avenue (aka Dykes Road) to SW 196 Avenue, construct new four lanes of roadway with median, landscaping, irrigation, sidewalk, bike lanes and lighting from SW 196 Avenue to US 27, and construct a new roadway with median, landscaping, irrigation, sidewalk, bike lanes and lighting along Miramar Parkway from SW 192 Terrace to Pembroke Road, just west of SW 196 Avenue. Also, construct buffer walls along residential areas. The project will require right-of-way acquisition and offsetting the impact of wetlands by purchasing mitigation credits from a designated professionally managed mitigation bank.			
52087	*Bus Facilities Infrastructure Improvement Program*	1,108,000	Capital Grants Fund (393)	No Impact
	Miramar's Buses and Bus Facilities Infrastructure Improvement Program supports the need to purchase and install 20 bus shelters with amenities and digital displays along the City's Community fixed routes, and renovation of the Miramar Transportation Hub facility including adding digital displays and station announcement systems to improve the conditions and access while adding to the mobility of residents of the City of Miramar. The program funds the construction of bus shelters and associated appurtenances, installation of bus benches, trash cans, and appropriate signage, as needed, throughout the City's transit system. The structures offer shelter and a degree of comfort to residents and visitors. In FY 22, two new bus shelters were proposed to be installed along Miramar Parkway between Flamingo Road and SW 148 Avenue. Due to low density of bus shelters, currently installed along Pembroke Road, the proposed bus shelters were relocated one at the intersection of Pembroke Road and SW 60 Terrace and the second at the intersection of Pembroke Road and SW 69 Avenue. Funding for installation of the two bus shelters approved in FY 22 will be requested in future outer years. The proposed shelters will be hurricane rated, aesthetically pleasing and consistent with the City's urban theme. Amenities shall include weather protection, sidewalks, lighting, landscaping, bicycle racks, trash cans, and digital displays with bus arrival and departure announcement systems. The funding requested in FY 24, will assist with construction of 13 bus shelters along with the necessary appurtenances.			
52088	*WWRF Building N 2nd Floor Conversion/Renovations*	100,000	Utility Fund (410)	No Impact
	Proposed conversion/renovation of the vacant Police Evidence space located on the 2nd Floor of Building N at the Wastewater Reclamation Facility. This project scope of work will include design and construction of +/- 5,400 sq. ft. of miscellaneous demolition; new reception, offices, storage and conference room areas, new restrooms, interior finishes, and IT infrastructure/component.			
52089	Pembroke Road Bike Lanes from Palm Avenue to Douglas Road	1,848,000	Capital Grants Fund (393)	No Impact
	This project is to construct buffered bike lanes along Pembroke Road between Palm Avenue and Douglas Road. This project was included in the list of municipal projects to be funded from the County's transportation surtax (aka Mobility Advancement Program) that was approved in 2018. Broward County approved funding in FY 2020 for design of the project in the amount of $252,000. Once approved by County Commission, the City will need to enter into an Interlocal Agreement (ILA) with the County to receive the funds.			
52091	*Utilities Collection & Distribution System Improvements (Master Plan & Subsequent Construction)*	1,000,000	Utility Fund (410)	No Impact
	The Utilities Collection and Distribution System Improvements Master Plan will set the policy and infrastructure improvements and capital improvements plan necessary to meet anticipated growth and development for the City of Miramar. The planning horizon encompasses master planning to the year 2045. This project will also entail the construction needed to implement the recommended improvements.			

Impact on Operating Budget — *FY 2024 - FY 2028*

Project Number	Description	FY 2024 Cost	Funding Source	Impact on FY 2024 Operating Budget
52092	*West Water Treatment Plant Capacity Improvements & Upgrades*	1,000,000	Utility Fund (410)	No Impact

This project is composed of two components: (1) Additional treatment capacity of 2.5 MGD Reverse Osmosis (RO) Membrane Skid, and (2) Other required system upgrades to improve the treatment capacity and performance. For the first component, an additional 2.5 MGD RO Membrane Skid and upgrade of related appurtenances are envisaged for this project. It includes process piping modifications, installation of the membrane skid and process controls equipment and instrumentations, power system, and generator switchgear PLC system upgrade. The other project component includes raw water allocation, a new raw water well and its associated pumping and piping system, new lift station/force main system to pump sewage/concentrate to the Wastewater Reclamation Facility (WWRF), generator/electrical system upgrade, degasifier and blower system, high service pump station, chemical feeding system. Two new tasks identified for FY 23 will be: (1) new ventilation system for process and chemical areas, (2) replacement of the aging exterior doors and process area doors, and (3) emergency generator and transfer switch for Raw Water Wells 1 and 2.

52093	*Wastewater Reclamation Facility Capacity Improvements & Re-Rating*	3,000,000	Utility Fund (410)	No Impact

This project is needed to meet the required level of service. It is in the City's best interest to evaluate and re-rate the system to provide additional capacity and perform system improvements and maintenance of the equipment. Delaying this project will reduce the level of service offered to existing and future customers within the City.

52097	*Miramar Bike and Pedestrian Mobility Improvements*	4,062,588	Capital Grants Fund (393); Capital Projects Fund (395)	No Impact

Mobility and Bike improvements along Miramar Parkway (Douglas Road to Commerce Parkway) SW 148 Avenue (Bass Creek Road to SW 27 Street), and SW 68 Avenue (Miramar Parkway to SW 27 Court). FY 22 funding is for the design phase costs. Funds for the construction phase, CEI and contingency need to be programmed in FY 24. These costs, except for contingency and other costs over grant amount, will be reimbursed to the City on a quarterly frequency starting on the corresponding funding fiscal year.

52101	*2 Million Gallon Storage Tank Rehabilitation*	200,000	Utility Fund (410)	No Impact

The City of Miramar has been utilizing the 2 Million Gallon (2MG) Storage and Repump Station since 1979. The location of the station is at the intersection of Douglas Road and Fogg Road. The facility provides needed water storage and pressure regulation between the East and West Water Treatment Plants. Over the years, the station has deteriorated and the equipment has reached the end of useful life. The station needs several improvements, such as a new backup generator, new VFD pumps and electrical system improvements, fill valve replacement, a new chlorine booster station, and other piping and valve improvements. In addition, the tank needs an interior coating in order to protect the tank walls and maintain water quality. The project will also include landscaping, security, and building improvements to restore the aesthetics of the facility.

52102	*Sunset Lakes Academy and Fairway Academy Playground Equipment and Soft Surface Covering*	30,000	Park Development Fund (387)	No Impact

Sunset Lakes Early Childhood Academy and Fairway Early Childhood Academy provides service to children ranging in ages from 3 months - 5th grade. This project entails replacing existing and damaged playground equipment and changing from sand to a pour-n-play surface which is more of an industry standard at Sunset Lakes and creating an age and developmentally appropriate playground at Fairway for Ages 3 months – 2 years old with playground equipment and installation of artificial turf.

52103	*Wastewater Collection System Improvements*	350,000	Utility Fund (410)	No Impact

The Sewer Line Rehabilitation project was initially envisioned as an on-going effort for Infiltration and Inflow (I & I) control in the wastewater collection system and mainly concentrated on gravity pipes. The program addressed priority areas which have the most infiltration and inflows as determined through visual observations and televising the collection system. This expanded annual programs provides for the inspection, evaluation, and repair, reconstruction/rehabilitation of sanitary manholes, gravity sewer pipes, forcemains and sanitary laterals within the public rights-of-way or utility easements. Reconstruction work will include: reduction of I & I; replacement of substandard sewer segments; in place lining of sewer segments and manholes; pipeline and manhole protection; rebuilding of manholes, correction of structural defects and poor alignment due to sagging, etc. The elimination of sewage spills, improved sewer maintenance, inspection of the wastewater collection system and implementing long-term Capital Improvement programs such as this to renew aging infrastructure can reduce the possibility of fines and citations from government regulators and most importantly provides system reliability.

52104	*Water Distribution System Improvements*	450,000	Utility Fund (410)	No Impact

This comprehensive water distribution system repair project incorporates leak detection program, customer service responses, and scheduled repair work to aggressively reduce and minimize water losses due to pipeline and service line deterioration and damages. The Leak Detection Program was implemented in May 2015, and since its inception, staff have repaired numerous non-surface leaks that have been identified and confirmed as underground service line leaks west of I-75 mainly due to defective pipeline installations during the housing boom in early and mid 2000. The project has shown its effectiveness in reducing water losses and proven to be successful. However, leakage is not just the issue, the aging infrastructure and normal tear and wear needs to be addressed as well. This expanded annual program provides for a wholistic approach to the water distribution maintenance program. Under an ideal condition, the water quality coming out from the water plant should not deteriorate at the point of consumption however a complex physical, chemical and biological reactions occur in the distribution network. The main purpose of this program is to make sure that the distribution piping system is always in good repair. Water main repairs and rehabilitation aims to improve and/or maintain water quality, improve and or maintain the designed hydraulic capacity of pipeline and to improve and/or maintain the structural integrity of the pipelines through reduced leakage, lessen risk of damage to properties, and improve system reliability.

Impact on Operating Budget — *FY 2024 - FY 2028*

Project Number	Description	FY 2024 Cost	Funding Source	Impact on FY 2024 Operating Budget
52105	*Lift Station Improvements*	500,000	Utility Fund (410)	No Impact
	Lift Stations consist of pumps, pipelines, valves, wetwells, valve boxes, and a complex telemetry system (SCADA) that operate in a toxic and corrosive environment. Components are under continuous physical stress. Generally speaking, many lift stations have to be rebuilt every 15 to 25 years and some of them may have to be rebuilt sooner at higher capacity depending on various conditions. Routine lift station improvements can help reduce costly repair bills or equipment failures. This project covers over 136 lift stations that the City currently operates and maintains. The elimination of sewage spills, improved sewer maintenance, inspection of facilities and equipment and implementing long-term Capital Improvement programs such as this to renew aging infrastructure can reduce the possibility of fines and citations from government regulators and most importantly provides system reliability.			
52106	*East Water Treatment Plant Wellfield Generator*	1,000,000	Utility Fund (410)	No Impact
	This project calls for the removal of the underground fuel system at Fire Station 19 and the replacement of the existing diesel-fed generator into a natural gas-fed system. This project also calls for environmental remediation and construction/installation work.			
52107	*Town Center Information Signage*	25,000	Capital Projects Fund (395)	No Impact
	This project consist of the demolishment and replacement of the existing master signage at the Town Center to avail for the Design, Fabrication, and Installation of (3) Digital Marquee Monument signs and (1) additional Master site specific notification sign. Their completion will institute significant purpose for the City by providing for gateway notification, establishing the first prominent promotional activity sign for the Cultural Center ArtsPark; as well as provide destination acknowledgement of the City's flagship Police facility and digitize business activity in the Town Center complex. FY2024 Funding: Proposed Monument Signage at Round-Da-Bout at City Hall.			
52108	*Eastbound Right Turn Lane along Pembroke Road at Flamingo*	100,000	Capital Projects Fund (395)	No Impact
	Construction of right turn lane from eastbound Pembroke Road to southbound Flamingo Road. The City requested to add the turn lane during the construction of FDOT-managed project 447680-1, Flamingo Road from Pembroke Road to SR-820/Pines Boulevard milling and resurfacing project. FDOT agreed to perform design services for the turn lane. Miramar is responsible for costs related to construction, and any other contingencies associated with the turn lane. Funding requested in FY 23 and FY 24 is to cover the costs of construction and contingencies.			
52112	*Historic Miramar Drainage Improvements - Phase V*	500,000	Stormwater Management Fund (415)	No Impact
	The Drainage Improvements Phase V project is part of the Historic Miramar Infrastructure Improvements. This project will provide for drainage related system improvements in part of the Historic Miramar area bounded by SW 68 Terrace/SW 25 Street to the north, Sunshine Boulevard to the west, SW 64 Avenue to the east, and Miramar Parkway to the south. A State Revolving Fund (SRF) Loan will be pursued to fund this project.			
52113	*Historic Miramar Complete Streets - Phase IV*	$373,356	Capital Grants Fund (393)	No Impact
	This project includes construction of new sidewalks, crosswalks, pedestrian lights and ADA compliant ramps along SW 34th Street, SW 35th Court, and SW 39th Street, all located in between State Road 7 and SW 62 Avenue, and along SW 31st Street from SW 61st Avenue to SW 62nd Ave, and SW 61st Ave from SW 30th St to SW 33rd Street. The City applied for a grant through the Broward Metropolitan Planning Organization's (MPO's) Complete Streets and Local Initiatives Program (CSLIP), which was later converted to a Local Agency Program (LAP) project administered through the Florida Department of Transportation (FDOT). This is a reimbursable grant whereby the City will be reimbursed on a quarterly frequency. City is responsible for contingencies and other costs above grant amount.			
	Total Infrastructure Redevelopment & Improvements	**$ 27,146,944**		
	Public Buildings			
53016	*Facilities Capital Improvement*	$ 1,850,000	Capital Projects Fund (395)	No Impact
	This project includes procuring consultant services needed to evaluate existing City facilities, and prepare reports on repair and routine maintenance. The consultant will also be required to prepare cost estimates for the repair/renovation to include in the future CIP funding. This project also provides funds for repair and maintenance work on City facilities as well, including HVAC upgrades to various facilities at the Public Works Department request. Current funds within this project ($223,384) along with ($569,000) FY 23 funding was used for the removal and replacement of the existing flat built-up roof and parapet wall repairs at the West District Police Substation; FY2024 funding request is as follows: ($450,000) Tile Roof Replacement, ($600,000) for HVAC Replacement at the West Police Substation, ($200,000) for 3rd floor Executive flooring.			
53027	*Vicki Coceano Childcare Facility Replacement with New Recreation & Multi-Purpose Facility*	$ 1,000,000	Capital Projects Fund (395)	No Impact
	This project will replace the existing childcare facility, due to age and deterioration of the building, with a new one story +/- 6,000 sq. ft. Recreational Multi-Purpose Facility. The proposed facility will include indoor intermural sports and gaming, administration offices, restrooms, conference and multi-purpose room. During the design phase of the new facility, the existing building structure will be demolished. FY2024 Funding: Additional Design Services and Construction Services for the proposed facility and additional parking.			
53029	*Town Center Complex Enhancements*	100,000	2020 CIP Loan Fund Non-Taxable (391)	No Impact
	This project will include enhancement of the Town Center Complex facilities and entrances to match the final phase of Town Center Block 2 development, which will be completed in FY 23. This project will include stucco repair to the buildings, repainting, landscape beautification and enhancement, brick paver replacement in the Town Center courtyard surrounding the palm trees, replacement of the Allison Sky fountain and floor replacement in the Cultural Arts Center art gallery. In addition, this project will include removal and replacement of 3,783 linear feet of 1-inch asphalt walkway at the Town Center and around the lake. In FY24, funding allocated will be used for renovation of administrative office areas.			
53030	*HR Department Office Renovations*	305,000	Capital Projects Fund (395)	No Impact

Impact on Operating Budget — *FY 2024 - FY 2028*

Project Number	Description	FY 2024 Cost	Funding Source	Impact on FY 2024 Operating Budget
	This project will include the reconfiguration of the interior space of the Human Resources (HR) Department. This project is to reconfigure approximately 2000 sq. ft to including interior offices, miscellaneous cubical office spaces, additional miscellaneous offices, a multi-service room/training, filing storage area, etc.			
53031	WWTP Main Control and Administration Bldg. Renovation *Water Quality Laboratory operations have been relocated to its new +/- 3,000 SF Facility. The existing lab of 1,300 SF is now vacant and will be renovated and converted for multi-purpose uses such as Record Storage; Administration Offices; Conference/Meeting Area, etc.*	65,000	Utility Fund (410)	No Impact
53032	WWTP Office Renovation *Building L Ground Floor is where the executive offices of the Utilities Department is currently housed. Due to increase of personnel in the management team, the current office layout is no longer conducive for a healthful office environment. The renovation project will keep the current work space more organized with better foot traffic circulation. It will further harmonize and improve the overall aesthetics of the office thus enhancing staff productivity. This renovation project is to meet the latest standards in environmental quality: better lighting and better indoor air quality. There's an emerging concept in business called the "healthy building." This concept is based on research that links the design of a space and its and operational policies to overall employee wellness.*	100,000	Utility Fund (410)	No Impact
	Total Public Buildings	**$ 3,420,000**		
	Capital Equipment, Vehicles & Software			
54019	*Audio Visual Upgrades for Cultural Arts Theater* This request is to replace and upgrade the outdated, out of warranty Audio Visual and Lighting equipment in the Cultural Arts Theater with state-of-the-art audio visual, and lighting technologies. Phase I will include the upgrade of the theater and stage lighting, and Phase II will include the upgrade of the audio visual equipment. As this is a revenue generating venue, it is critical that the equipment is reliable, well maintained, and competitive with industry standards. The Light and Audio Visual equipment in the Cultural Arts Theater is over 12 years old and in need of replacement. It is imperative that the light equipment be replaced as soon as possible to prevent any critical failures that may occur at any point and time because the current gear is so outdated.	$ 1,176,000	Capital Grants Fund (393); Capital Projects Fund (395)	No Impact
54025	Purchase of a Vacuum Truck *The Stormwater Management Program is responsible for the maintenance of stormwater structures such as catch basins, pipes, etc., throughout the City. Stormwater Management Program needs an additional dedicated vacuum truck catch basin cleaner for the maintenance of the additional stormwater inlets being added to the City's stormwater drainage system inventory under the Historic Miramar Phase III and Phase IV Drainage Improvement projects.*	420,000	Stormwater Management Fund (415)	No Impact
54026	Valve Exercise Truck *The City is implementing a valve exercising program. This program aims to locate and exercise valves to ensure that they function and operate properly. The city has over 13,000 water valves that requires regular valve exercise and a valve exercise truck is required to effectively carryout these maintenance program. This equipment will also be used for our sanitary forcemain and reuse water distribution system.*	240,000	Utility Fund (410)	No Impact
	Total Capital Equipment, Vehicles & Software	**$ 1,836,000**		
	GRAND TOTAL FY 2024 CIP	**$ 35,852,344**		

23-M-26

Attachment 2

CITY OF MIRAMAR

OFFICE OF THE CITY MANAGER

INTER-OFFICE MEMORANDUM

TO: Honorable Mayor, Vice-Mayor and Commissioners
FROM: Dr. Roy Virgin, City Manager
DATE: September 20, 2023
RE: Changes to the FY 2024 Proposed Budget

Please see below the highlights of changes to the tentative budget as it will be presented on September 27, 2023. The majority of the changes presented relate to the annual CIP process. All changes address immediate needs of the City as well as concerns and proposed initiatives from the executive team along with initiatives and priorities from elected officials, while keeping our promise to be fiscally responsible and presenting a budget that deals with challenges that face the City. The tentative budget maintains the levels of service our residents have come to expect without raising the millage rate and addresses the impact of collective bargaining and funds critical CIP needs.

	AMOUNT
001-GENERAL FUND:	
REVENUES	
Ad Valorem Taxes-Current	700,500
Local Gov't Half-Cent Sales Tax	300,000
State Revenue Sharing-Proceeds	200,000
Communication Svcs Taxes	300,000
Lease Revenue - Building	103,700
Lease Revenue - Towers	317,500
Interest Income - Building	12,800
Interest Income - Towers	15,500
Ambulance Fees	100,000
Amphitheater Revenues	465,913
Transfer In from Street Construction Fund (385)	(193,400)
Use of Fund Balance	(1,743,605)
TOTAL GENERAL FUND REVENUES	**578,908**

EXPENSES	
01-CITY COMMISSION	
Pension & Healthcare Costs	(15,000)
Travel & Training (Additional $10K/ea. Elected Official)	50,000
Legislative Aides 5% COLA Adjustment	24,500
TOTAL CITY COMMISSION	**59,500**

1

05-OFFICE OF THE CITY MANAGER

Employee Salaries & FICA/MICA	24,200
FY23 Reclass Pos #471-Community Program Administration PT to Account Clerk II FT (+.5 FTE)	7,000
Transfer Out Pos #471-Account Clerk II to Finance (-1.0 FTE)	(47,500)
Transfer In Pos #572-COO-Health & Education from PW (+1.0 FTE)	183,700
Pension, Healthcare & Internal Service Charges	141,000
Tuition Reimbursement ($10K/year per employee)	10,000
Internal Audit Fees	100,000
TOTAL OFFICE OF THE CITY MANAGER	**418,400**

06-HUMAN RESOURCES

Employee Salaries, FICA/MICA, Pension, Healthcare & Internal Service Charges	34,000
H.R. Summer Intern Program (10 Interns @ $15/Hour x 20 hours/week for six weeks), incl FICA/MICA	19,400
TOTAL HUMAN RESOURCES	**53,400**

08-OFFICE OF THE CITY CLERK

Employee Salaries, FICA/MICA, Pension, Healthcare & Internal Service Charges	(35,400)
TOTAL OFFICE OF THE CITY CLERK	**(35,400)**

09-MARKETING

Employee Salaries, FICA/MICA, Pension, Healthcare & Internal Service Charges	(10,200)
Vehicle Replacement Program	9,600
TOTAL MARKETING	**(600)**

10-FINANCIAL SERVICES

Employee Salaries & FICA/MICA	(36,900)
Transfer in Pos #471-Account Clerk II from CM's Office (+1.0 FTE)	47,500
Pension, Healthcare & Internal Service Charges	19,400
TOTAL FINANCIAL SERVICES	**30,000**

11-PROCUREMENT

Employee Salaries, FICA/MICA, Pension, Healthcare & Internal Service Charges	(33,200)
TOTAL PROCUREMENT	**(33,200)**

15-MANAGEMENT & BUDGET

Employee Salaries, FICA/MICA, Pension, Healthcare & Internal Service Charges	14,900
TOTAL MANAGEMENT & BUDGET	**14,900**

20-POLICE

Employee Salaries & FICA/MICA	(35,200)
Transfer Out Pos #446-Sr. HR Generalist to Fire-Rescue (-1.0 FTE)	(108,600)
NEW Program Coordinator (My Brother's Keeper) (+1.0 FTE)	81,600
Salary Attrition	(500,000)
Pension, Healthcare & Internal Service Charges	(656,800)
Overtime-General	311,000
Overtime-Holiday	189,000
TOTAL POLICE	**(719,000)**

30-FIRE-RESCUE

Employee Salaries & FICA/MICA	(66,700)
Transfer In Pos #446-Sr. HR Generalist from Police (+1.0 FTE)	108,600
Pension, Healthcare & Internal Service Charges	48,400
EMS Billings & Collections	100,000
TOTAL FIRE-RESCUE	**190,300**

41-BUILDING, PLANNING & ZONING

Employee Salaries & FICA/MICA	12,300
Pension, Healthcare & Internal Service Charges	41,000
Contract Services-Other	(10,000)
Tree Trimming Program	10,000
TOTAL BUILDING, PLANNING & ZONING	**53,300**

43-ECONOMIC DEVELOPMENT & HOUSING

Employee Salaries & FICA/MICA	6,000
NEW BID Coordinator (+1.0 FTE)	50,500
NEW Small Business Development Apprentice (+.5 FTE)	14,600
NEW Housing Specialist Apprentice (+.5 FTE)	14,600
Pension, Healthcare & Internal Service Charges	21,300
Consulting Services	(71,688)
TOTAL ECONOMIC DEVELOPMENT & HOUSING	**35,312**

50-PUBLIC WORKS

Employee Salaries & FICA/MICA	135,900
Transfer Out Pos #572-COO-Health & Education to CM's Office (-1.0 FTE)	(183,700)
Pension, Healthcare & Internal Service Charges	(36,000)
Janitorial Services	45,300
Contingency (Increase by $50K to $150,800)	50,000
TOTAL PUBLIC WORKS	**11,500**

60-PARKS & RECREATION

Employee Salaries & FICA/MICA	69,470
NEW Amphitheater Manager (+1.0 FTE)	91,200
Reclass Pos #1642-Event Aide PTNB to Maintenance I FT (+1.0 FTE)	30,610
Reclass Pos #1858-Event Aide PTNB to PTWB (+.5 FTE)	26,520
Pension, Healthcare & Internal Service Charges	(4,600)
Special Events-Other	-100,000
Contingency	100,000
Concession Buy-Outs	150,000
City Events:	
Haitian Heritage Celebration	(25,000)
Caribbean American Heritage Celebration	(25,000)
Black British Celebration	25,000
Reggae Month	25,000
TOTAL PARKS & RECREATION	**363,200**

63-SOCIAL SERVICES

Employee Salaries, FICA/MICA, Pension, Healthcare & Internal Service Charges	(1,500)
Grants to Others	(20,000)
Emergency Management Assistance Program (EMAP)	20,000
Contingency (Increase by $24,200 to $30K)	24,200
TOTAL SOCIAL SERVICES	**22,700**

68-CULTURAL AFFAIRS

Employee Salaries, FICA/MICA, Pension, Healthcare & Internal Service Charges	9,700
Security Services	95,000
Contingency (Increase by $50K to $55K)	50,000
TOTAL CULTURAL AFFAIRS	**154,700**

90-NON-DEPARTMENTAL

Health Insurance internal service charge	2,000
Water/Wastewater Resident Assistance Program	200,000
Transfer to CIP Fund 395	300,000
Appropriated Fund Balance	(542,104)
TOTAL NON-DEPARTMENTAL	**(40,104)**

TOTAL GENERAL FUND EXPENSES	**578,908**

The above constitutes a net additional 6.00 FTEs to the General Fund.

BILLBOARD REVENUE FUND 005

REVENUES

Use of Fund Balance	1,300,000
TOTAL BILLBOARD REVENUE FUND REVENUES	**1,300,000**

EXPENSES

Transfer to Capital Projects Fund 395	1,300,000
TOTAL BILLBOARD REVENUE FUND EXPENSES	**1,300,000**

170-AFFORDABLE HOUSING TRUST FUND:

REVENUES

Use of Fund Balance	6,000,000
TOTAL AFFORDABLE HOUSING TRUST FUND REVENUES	**6,000,000**

EXPENSES

Grants to Others	6,000,000
TOTAL AFFORDABLE HOUSING TRUST FUND EXPENSES	**6,000,000**

CAPITAL PROJECTS FUNDS:

REVENUES

Local Option Gas Tax-First (Street Construction Fund 385)	(93,400)
State Revenue Sharing-Proceeds (Street Construction Fund 385)	(100,000)
Use of Fund Balance (Park Development Fund 387)	1,648,000
Use of Fund Balance (2017 CIP Loan Fund 389)	219,800
Use of Fund Balance (2020 CIP Loan Fund 391)	100,000
Transfer into Fund 395 from General Fund and Billboard Fund	1,600,000
TOTAL CAPITAL PROJECTS FUNDS REVENUES	**3,374,400**

EXPENSES

385-STREET CONSTRUCTION FUND:	
Transfer Out to the General Fund (offset decr in revenues)	(193,400)
387-PARK DEVELOPMENT FUND:	
CIP Project #51003-Park Improvements-Various	150,000
CIP Project #51018-Amphitheater at MRP-Concessions & Walkways	100,000
CIP Project #51024-city of Miramar 911 Remembrance Monument	200,000
CIP Project #51029-Miramar Regional Bark Park Trail	15,000
CIP Project #51038-City Parks Wif-Fi Infrastructure	408,000
CIP Project #51041-Pavilion Electric Upgrade	100,000
CIP Project #51043-Restroom Additions (Formerly Fairway Park Restrooms)	200,000

CIP Project #51044-Amphitheater Noise Reduction	445,000
CIP Project #52102-Sunset Lakes Academy & Fairway Academy Playground & Soft Surface Cov.	30,000
389-2017 CIP LOAN FUND:	
CIP Project #52060-Air Conditioning Systems Replacement Program	250,000
Appropriated Fund Balance (389)	(30,200)
391-2020 CIP LOAN FUND:	
CIP Project #53029-town Center Complex Enhancements	100,000
395-CAPITAL PROJECTS FUND:	
CIP Project #51003-Park Improvements-Various	100,000
CIP Project #51034-Huntington Park-South Redevelopment	61,400
CIP Project #51042-ansin Track Resurfacing	1,670,000
CIP Project #52097-Miramar Bike & Pedestrian Mobility Improvements	410,000
CIP Project #52107-Town Center Information Signage	25,000
CIP Project #52108-Eastbound Right Turn Lane along Pembroke Road at Flamingo Road*	—
CIP Project #53016-Facilities Capital improvement	1,850,000
CIP Project #53027 Vicki Coceano Multi Purpose Facility	1,000,000
CIP Project #53030-HR Department Office Renovations	305,000
CIP Project #54019-Audio Visual Upgrades for Cultural Arts Theater	676,000
Appropriated Fund Balance (395)	(4,497,400)
TOTAL CAPITAL PROJECTS FUNDS EXPENSES	**3,374,400**

*Fund 395 CIP Project #52108-Eastbound Right Turn Lane along Pembroke Road at Flamingo Road $100,000 will be funded through reprograming of CIP Project #52067-Additional Southbound Left-Turn Lane-SW 145 Ave at Miramar Pkwy.

410-UTILITY FUND:

REVENUES

Water & Wastewater Sales	9,250,000
Use of Fund Balance	(37,200)
TOTAL UTILITY FUND REVENUES	**9,212,800**

EXPENSES

10-UTILITY BILLING

Employee Salaries & FICA/MICA - Trfr In Pos #1977-Fiscal Ops Manager from Utilities (+1.0 FTE)	102,500
Pension, Healthcare & Internal Service Charges	15,700
TOTAL UTILITY BILLING EXPENSES	**118,200**

55-UTILITIES

Employee Salaries & FICA/MICA	178,380
Trfr Out Pos #1977-Fiscal Ops Manager to UB (-1.0 FTE)	(102,500)
NEW Fiscal Operations Manager (1.0 FTE)	82,620
Pension, Healthcare & Internal Service Charges	33,200
TOTAL UTILITIES EXPENSES	**191,700**

90-NONDEPARTMENTAL

Res. Copper Pipe Loan Program (Increase by $100K to $150K)	100,000
Contingency (Decrease by $100K to $400K)	(100,000)
Internal Service Charges	(2,100)
TOTAL NONDEPARTMENTAL EXPENSES	**(2,100)**

UTILITIES CAPITAL IMPROVEMENT PROJECTS (CIP)

CIP Project #52016-Meter Repair & Replacement	900,000
CIP Project #52088-WWRF Building N 2nd Floor Conversation/Renovations	100,000
CIP Project #52091-Utilities Collection & Distribution Sys Improvements	1,000,000
CIP Project #52092-West Water Treatment Plant Capacity Improvements & Upgrades	1,000,000
CIP Project #52093-Wastewater Reclamation Facility Capacity Improvements & Re-Rating	3,000,000
CIP Project #52101-2 Million Gallon Storage Tank Rehabilitation	200,000
CIP Project #52103-Wastewater Collection System Improvements	350,000
CIP Project #52104-Water Distribution System Improvements	450,000
CIP Project #52105-Life Station improvements	500,000
CIP Project #52106-East Water Treatment Plan Wellfield Generator	1,000,000
CIP Project #53031-WWTP Main Control and Administration Bldg. Renovation	65,000
CIP Project #53032-WWTP Office Renovation	100,000
CIP Project #54026-Valve Exercise Truck	240,000
TOTAL UTILITIES CIP PROJECTS EXPENSES	**8,905,000**

TOTAL UTILITY FUND EXPENSES	**9,212,800**

The above constitutes a net additional 1.00 FTE to the Utility Fund.

415-STORMWATER MANAGEMENT FUND:

REVENUES

N/A	—
TOTAL STORMWATER MANAGEMENT FUND REVENUES	—

EXPENSES

Employee Salaries & FICA/MICA	21,100
Pension, Healthcare & Internal Service Charges	(700)
Appropriated Fund Balance	(440,400)
CIP Project #52112-Historic Miramar Drainage Improvements-Phase V*	—
CIP Project #54025-Purchase of a Vacuum Truck	420,000
TOTAL STORMWATER MANAGEMENT EXPENSES	—

*Fund 415 CIP Project #52112-Historic Miramar Drainage Improvements-Phase V $500,000 will be funded by a State Revolving Fund (SRF) Loan.

501-HEALTH INSURANCE FUND:

REVENUES

Health Internal Service Charge Allocation	26,200
Health Medical & Dental Contributions	5,500
TOTAL HEALTH INSURANCE FUND REVENUES	**31,700**

EXPENSES

Employee Salaries & FICA/MICA	24,300
Pension & Healthcare Costs (Employee)	1,900
Healthcare Claims Costs	5,500
TOTAL HEALTH INSURANCE FUND EXPENSES	**31,700**

502-RISK MANAGEMENT FUND:

REVENUES

Risk Internal Service Charge Allocation	(400)
TOTAL RISK MANAGEMENT FUND REVENUES	**(400)**

EXPENSES

Pension, Healthcare & Internal Service Charges	(400)
TOTAL RISK MANAGEMENT FUND EXPENSES	**(400)**

503-FLEET MAINTENANCE FUND:

REVENUES

Fleet Internal Service Charge Allocation	(38,900)
Updated Vehicle Replacement Program Allocation	20,000
TOTAL FLEET MAINTENANCE FUND REVENUES	**(18,900)**

EXPENSES

Employee Salaries & FICA/MICA	1,600
Pension, Healthcare & Internal Service Charges	(20,500)
TOTAL FLEET MAINTENANCE FUND EXPENSES	**(18,900)**

504-INFORMATION TECHNOLOGY FUND (I.T.):

REVENUES

I.T. Internal Service Charges Allocation	(37,800)
TOTAL I.T. REVENUES	**(37,800)**

EXPENSES

Employee Salaries & FICA/MICA	(28,800)
Pension, Healthcare & Internal Service Charges	(9,000)
TOTAL I.T. EXPENSES	**(37,800)**

TOTAL INCREASE FROM FY 2024 PROPOSED BUDGET - ALL FUNDS	**20,440,708**

The above changes represent months of work and analysis by the Management & Budget department in coordination with each department and program in the City. The overall FTE count for the City in all funds increased by 7.0 FTEs from the FY 2024 Proposed Budget. Please see attached schedule of reclassified positions for further detail and information regarding title changes and reclassifications.

Should you have any questions or require additional information, please let me know.

Attachment: Fiscal Years 2024-2028 Capital Improvement Program Document

C: City Manager's Senior Executive Team
City Attorney
City Clerk
Directors

POSITION RECLASSIFICATIONS
CHANGES FROM FY 2024 PROPOSED BUDGET
SALARIES

Dept	Position #	FY 2024 Proposed Budget - Title	FY 2024 Tentative Budget - Title	Impact
Office of the City Manager (05)				
	471	COMMUNITY PROGRAM ADMINISTRATOR - PT	ACCOUNT CLERK II - FT	7,454
			FTE Transferred to Finance in FY24	
Human Resources (06)				
	59	HR ANALYST I	BENEFITS ANALYST II	6,427
	325	HR GENERALIST	SENIOR HR GENERALIST	12,561
	1044	HR RECORDS MANAGEMENT SUPERVISOR	HR ANALYST I	4,493
Marketing (09)				
	431	MARKETING COORDINATOR	SOCIAL MEDIA ADMINISTRATOR	4,916
	1664	MARKETING MANAGER-PARTNERSHIPS	SENIOR MARKETING MANAGER	3,584
Procurement (11)				
	259	PROCUREMENT ANALYST II	SENIOR PROCUREMENT ANALYST	16,061
	1192	PROCUREMENT SPECIALIST III	DISTRIBUTION CENTER COORDINATOR	4,169
Police				
	1071	POLICE PLANNER	REAL TIME CRIME AND INTELLIGENCE MANAGER	23,566
Fire-Rescue (30)				
	454	FIREFIGHTER EMT	FIREFIGHTER PM	8,609
	1133	FIREFIGHTER EMT	FIREFIGHTER PM	5,811
	1213	FIREFIGHTER EMT	FIREFIGHTER PM	5,987
Building, Planning & Zoning (41)				
	352	PERMIT CLERK I	CUSTOMER SERVICE SPECIALIST I	2,975
	393	PLANS EXAMINER - STRUCTURAL	BUILDING INSPECTOR - STRUCTURAL	(3,499)
	1008	PERMIT CLERK I	CUSTOMER SERVICE SPECIALIST I	3,516
	1347	ADMINISTRATIVE SUPER	ADMINISTRATIVE SECRETARY I	(19,986)
Public Works (50)				
	1308	DEPARTMENT ADMINISTRATOR - PUBLIC WORKS	ADMINISTRATIVE MANAGER - PUBLIC WORKS	25,647
	1797	BUILDING MAINTENANCE 1	HOUSKEEPING AIDE	1,769
	120	ADMINISTRATION SUPERINTENDENT	FISCAL OPERATIONS MANAGER	26,205
	572	RECYLING COORDINATOR	CHIEF OPERATIONS OFFICER-HEALTH & EDUCATION	132,246
			FTE Transferred to OCM in FY24	
Utilities (55)				
	81	CUSTOMER SERVICE SPECIALIST III	CUSTOMER SERVICE SPECIALIST I	(11,845)
	210	UTILITY INSPECTOR	REGULATORY COMPLIANCE INSPECTOR	(6,761)
	535	WASTEWATER OPER TRAINEE	WASTEWATER PLANT OPERATOR C	9,977
	1144	WASTEWATER OPER B	WASTEWATER OPER A	1,484
	1429	WATER PLANT OPER C	WATER PLANT OPER B	1,333
	1483	LIFT STATION MECH II	LIFT STATION MECH III	6,694
	1626	CHIEF WTR PLANT OPER	INSTRUMENTATION AND CONTROL ENGINEER	-
	1640	CUSTOMER SVC SPEC II	CUSTOMER SVC SPEC III	722
	1673	ADMINISTRATIVE COORDINATOR	GRANTS ADMINISTRATOR	19,895
	1696	WW PLNT SHFT SUPV	WW TREATMENT PLANT ASSISTANT MANAGER	21,871
	1713	PROJECT MANAGER	PROJECT ANALYST	
Social Services (63)				
	1956	PROGRAM SUPPORT FACILITIES AIDE - FT	PROGRAM SUPPORT AIDE II - PTWB	(8,139)
		TOTAL RECLASSIFICATIONS DURING FY 2023 NOT INCLUDED IN THE FY 2024 PROPOSED BUDGET		**307,743**

New Positions added during FY 2023 not included in the FY 2024 Proposed Budget:

Parks & Recreation (60)				
	1642	Event Aide - PTNB	Maintenance 1 - FT	8,160
	1858	Event Aide - PTNB	Event Aide - PTWB	4,680
Social Services (63)				
	1973	Newly created in FY23 by reclassing FT FTE (#1956) from FT to PTWB	PROGRAM SUPPORT FACILITIES AIDE II - PTWB	21,872
		TOTAL NEW POSITIONS ADDED DURING FY 2023 NOT INCLUDED IN THE FY 2024 PROPOSED BUDGET		**34,712**

New Positions added in FY 2024 not included in the FY 2024 Proposed Budget:

Police (20)				
	TBD	NEW	PROGRAM COORDINATOR (MY BROTHER'S KEEPER) - FT	80,000
ECONOMIC DEVELOPMENT & HOUSING (43)				
	TBD	NEW	BID COORDINATOR - FT	49,440
	TBD	NEW	HOUSING SPECIALIST APPRENTICE-PT	14,581
	TBD	NEW	SMALL BUSINESS DEV. PROGRAMS APPRENTICE-PT	14,581

POSITION RECLASSIFICATIONS
CHANGES FROM FY 2024 PROPOSED BUDGET
SALARIES

Dept	Position #	FY 2024 Proposed Budget - Title	FY 2024 Tentative Budget - Title	Impact
Parks & Recreation (60)				
	TBD	NEW	AMPHITHEATER COORDINATOR - FT	89,395
Utilities (55)				
	TBD	NEW	FISCAL OPERATIONS MANAGER - FT	81,000
		TOTAL NEW POSITIONS ADDED IN FY 2024 NOT INCLUDED IN FY 2024 PROPOSED BUDGET		**328,997**

City of Miramar, FL
FY 2024 Adopted Annual Budget

Fund Type / Fund Name	Expenses	Revenues
General Fund		
001-General Fund	$216,891,518	-$216,891,518
005-Billboard Revenue Fund	$2,125,100	-$2,125,100
006-Economic Development Fund	$50,000	-$50,000
General Fund Total	**$219,066,618**	**-$219,066,618**
Special Revenue Funds		
110-Police Education Fund	$10,800	-$10,800
145-Public Safety Outside Services Fund	$1,741,200	-$1,741,200
162-Federal Grants Fund	$630,655	-$630,655
163-State & County Grants Fund	$311,245	-$311,245
167-CDBG Fund	$1,420,060	-$1,420,060
170-Affordable Housing Trust Fund	$6,000,000	-$6,000,000
Special Revenue Funds Total	**$10,113,960**	**-$10,113,960**
Debt Service Funds		
201-Debt Service Fund	$2,344,400	-$2,344,400
203-CIP Revenue Bonds 2015 Fund	$5,942,400	-$5,942,400
205-Taxable Special Obligation Refunding Bonds 2021 Fund	$3,784,900	-$3,784,900
Debt Service Funds Total	**$12,071,700**	**-$12,071,700**
Capital Projects Funds		
380-Police CIP Fund	$191,675	-$191,675
381-Fire & EMS CIP Fund	$179,800	-$179,800
385-Street Construction & Maintenance Fund	$3,893,200	-$3,893,200
387-Park Development Fund	$2,200,100	-$2,200,100
388-CIP revenue Bond 2013 Fund	$13,600	-$13,600
389-2017 CIP Loan Fund	$251,200	-$251,200
391-2020 CIP Loan Fund	$100,800	-$100,800
392-2020 CIP Loan Fund - Taxable	$160,800	-$160,800
394-2022 CIP Loan	$66,400	-$66,400
395-Capital Projects Fund	$6,299,700	-$6,299,700
Capital Projects Funds Total	**$13,357,275**	**-$13,357,275**
Enterprise Funds		
410-Utility Fund	$67,201,676	-$67,201,676
414-Contribution In Aid Of Construction Fund	$2,301,700	-$2,301,700
415-Stormwater Management Fund	$7,070,012	-$7,070,012
Enterprise Funds Total	**$76,573,388**	**-$76,573,388**
Internal Service Funds		
501-Health Insurance Fund	$18,921,900	-$18,921,900
502-Risk Management Fund	$12,179,300	-$12,179,300
503-Fleet Maintenance Fund	$8,967,900	-$8,967,900
504-Information Technology Fund	$9,886,400	-$9,886,400
Internal Service Funds Total	**$49,955,500**	**-$49,955,500**
Grand Total	**$381,138,441**	**-$381,138,441**

MIRAMAR
BEAUTY AND PROGRESS
EST 1955